

Weatherly Index 180  
Ran-10001-0508  
May 2008  
Supersedes Catalog Ran-10001-0507

# RANCHO

## 2008-09 MASTER CATALOG



GO **RANCHO**.COM

RANCHO® 2008 09 MASTER CATALOG

# NEW LOOK NEW ATTITUDE NEW AWARD WINNING PRODUCTS

Look for these **NEW** products from RANCHO®



**MyRide™**  
WIRELESS CONTROLLER



**UTV**  
SHOCKS, SUSPENSION  
& ACCESSORIES



**OFF ROAD**  
ACCESSORIES

## EXPERIENCE THE **RANCHO** RIG TOUR

It's not enough just to read about Rancho® technology, you deserve to experience it for yourself. That's why we've created the Rancho® Interactive Garage (RIG) Tour, the first and only off-road technology experience featuring the latest vehicles.

Visit [www.GoRancho.com](http://www.GoRancho.com) to track the RIG Tour schedule, and make plans to experience it for yourself.



BUILD YOUR RIG AT  
**GO RANCHO.COM**



**NO MATTER WHAT IT IS,  
DO IT WITH**



**CONTROL IT**



**SHOCK  
ABSORBERS**



**STEERING  
STABILIZERS**



**ADD-A-LEAF  
SPRINGS**

**LIFT IT**



**SUSPENSION  
LIFT KITS**



**quickLIFT™  
SUSPENSION  
SYSTEMS**



**UP TO 40" TIRES**

**TRICK IT**



**MULTIPLE SHOCK  
KITS**



**SKID PLATE  
KITS**




**ALTER YOUR  
EGO™**


**LIVE IT**



**INTERACTIVE  
GARAGE**



**EGO GEAR  
(APPAREL)**



**ONLINE  
DEALER  
LOCATOR**

Table of contents located on page 29



**STOCK**



**quickLIFT™**



**LIFTED**

# **RANCHO** **RS5000**

**RUGGED PERFORMANCE  
FOR WORK OR PLAY  
ON AND OFF-ROAD**

## **RANCHO'S MOST POPULAR SHOCK**

**Ten-stage velocity sensitive valving**

Twin tube cellular gas design

5/8" (16mm) diameter piston rod (on most applications)

1 3/8" (35mm) diameter piston (on most applications)

Limited lifetime warranty





# IMPACT SENSING TECHNOLOGY

Greater stability and control without sacrificing comfort  
Available for most popular SUV applications  
Limited lifetime warranty



# STEERING STABILIZERS

Rancho® high-performance steering stabilizers are a simple and affordable way to enhance a vehicle's performance. Rancho® steering stabilizers are ideal for off-road driving, towing/hauling and street performance applications.

### Steering Stabilizer

Now available in liquid metallic finish

Twin tube cellular gas design

5/8" (16mm) diameter piston rod

1 3/8" (35mm) diameter piston (select applications)

Limited lifetime warranty

### Steering Stabilizers Kits

Available in single and dual configurations

Reduce wheel shimmy, bump steer and vibration

Engineered for vehicles with oversized wheels and tires

Includes all mounting hardware

Limited lifetime warranty

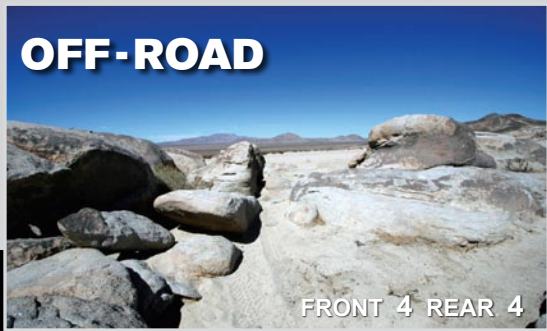


**DUAL APPLICATIONS**  
For vehicles with 35" or larger tires

# myRIDE™

## WIRELESS CONTROLLER

Rancho® goes wireless! Rancho's all new **Award-Winning**<sup>1</sup> MyRide™ Wireless Controller provides remote tuning for your RS9000XL™ and quickLIFT™ shocks. The new Rancho® MyRide™ Wireless Controller makes it easy for any driver to adjust their ride from firm to soft and anywhere in between, making ride control simple and precise. The Wireless Controller includes a variety of one-touch presets, including *Highway*, *Sport*, *Work/Tow/Haul*, *Off-Road*, and a driver-determined MyRide™, which allows the owner to set his or her own preferred ride setting and save it for future use.



The Wireless Controller's compact design allows for mounting or storage virtually anywhere within the vehicle.  
**Limited 2-year, 24,000-mile warranty**

<sup>1</sup> Judged **Best New Off-Road/4-Wheel Drive product** at the 2007 Specialty Equipment Market Association (SEMA) Show.



PART NUMBER RS999705



# GO WIRELESS. GO ANYWHERE.

**Hand-held wireless controller for one-touch ride tuning**  
**Installs easily in about two hours with basic tools - plugs and plays**  
**No programming required**  
**Batteries included**


**PART NUMBER**

# RS999705

Includes all hardware to install (except the shocks)  
Quiet running air compressor  
Control module  
Air lines and fittings  
Easy-to-follow instructions

**NEW FOR  
2008**

Shown actual size



MyRide™ Wireless Controller works with the entire family of Rancho® adjustable shocks.

# quickLIFT™

## SUSPENSION TECHNOLOGY

Levels front suspension and enhances ride

1.00" - 2.50" ( 25 - 63mm ) lift height

Liquid metallic finish

**myRIDE™** 9-position manual/remote tuning

**Clears up to 35" tires** (\*select applications)

Limited lifetime warranty



**STOCK**  
With 265 x 70 x R17 tire



**quickLIFT™**  
With 285 x 70 x R17 tire

**INSTALLS IN  
1-2 HOURS**

Rear hardware maybe required on some applications.  
See application chart.



REUSE OE COIL SPRING AND MOUNT

COMPATIBLE WITH **myRIDE™** WIRELESS CONTROLLER  
PN RS999705

Application, wheel and tire  
reference - page 220-221



6 **LIFT IT**



**AWARD-WINNING SUSPENSION TECHNOLOGY** at the 2006  
Specialty Equipment Market Association (SEMA) Show.



**RANCHO® RED  
POLYURETHANE BUSHINGS**



**18MM** \*Select Applications  
**CHROME ROD**

## ADJUSTABLE SHOCK

**2.75" (70mm) body diameter** (\*select applications)

18mm diameter piston rod (\*select applications)

Liquid metallic finish

**myRIDE™** 9-position manual/remote tuning

Nitrogen gas charged

Protective boot included

Limited lifetime warranty and 90-day free ride offer

**2.75"** (70mm) \*Select Applications  
**LIQUID METALLIC BODY**



COMPATIBLE WITH **myRIDE™** WIRELESS CONTROLLER  
PN RS999705



2008 TUNDRA EQUIPPED WITH **quickLIFT™** AND



**myRIDE™** 9-POSITION  
MANUAL / REMOTE TUNING

**CONTROL IT 7**

# PRO SERIES REMOTE RESERVOIR

**myRIDE™** 9-position manual/remote tuning  
**Reservoir with stainless steel braided hose**  
 Cushions and clamps provide  
 Limited lifetime warranty



Reservoir hardware available separately



Part Number RS901

Part Number RS902

Part Number RS903

Part Number RS905

# PRO SERIES COIL OVER

**AUTO** Great value, perfect for custom vehicle builders  
**myRIDE™** 9-position manual/remote tuning  
**Includes dual Rancho® by Eibach® coil springs**  
 Slider, adjuster and spring retainer provided  
 Reservoir with stainless steel braided hose  
 Available in 2 extended lengths (32", 36")

**MOTORSPORTS**



## FOR CUSTOM OFF-ROAD USE

PART NUMBER	SPRING LENGTH A	SPRING RATE A	SPRING LENGTH B	SPRING RATE B
RS19532-1	12"	80lbs.	12"	125lbs.
RS19532-2	12"	80lbs.	12"	250lbs.
RS19532-3	12"	125lbs.	12"	250lbs.
RS19532-4	12"	125lbs.	12"	350lbs.
RS19532-5	12"	250lbs.	12"	350lbs.

PART NUMBER	SPRING LENGTH A	SPRING RATE A	SPRING LENGTH B	SPRING RATE B
RS19536-1	12"	80lbs.	14"	125lbs.
RS19536-2	12"	80lbs.	14"	250lbs.
RS19536-3	12"	125lbs.	14"	250lbs.
RS19536-4	12"	125lbs.	14"	350lbs.
RS19536-5	12"	250lbs.	14"	350lbs.

SHOCK DIMENSIONS	LENGTH COMP (in)	LENGTH EXT (in)
RS19532-X	19.50"	32.5"
RS19536-X	21.40"	36.3"

PART NUMBER	DESCRIPTION	SHOCK LENGTH COMP (in)	SHOCK LENGTH EXT (in)
RS19601-1	Rhino LT-Front	14.25	19.50
RS19602-1	Rhino LT-Rear	14.25	19.50
RS19603-1	Rhino SK-Front	12.25	15.40
RS19604-1	Rhino SK-Rear	12.25	15.40
RS19605-1	RZR LT-Front	16.30	23.50
RS19606-1	RZR LT-Rear	15.50	22.00
RS19607-1	RZR SK-Front	13.00	16.13
RS19608-1	RZR SK-Rear	15.40	18.60

LT - Long suspension Travel SK - Stock suspension

Worksheet available at [gorancho.com/docs/spring\\_selection\\_guide.pdf](http://gorancho.com/docs/spring_selection_guide.pdf)






# CHEVROLET SILVERADO/SIERRA

## 2007-08 2 & 4WD

### Fits up to 35" tires

- One piece reinforced sub-frame
- Maintains factory location of rack & pinion
- No exhaust modifications required
- Extended cast steering knuckles
- Allows for reuse of the stock wheels
- Rear add-a-leaf and riser block
- Compatible with StabiliTrak equipped vehicles

This suspension system was developed using a 315 X 70 X R17" tire on a 17 X 8" wheel with 5.5" of backspacing (actual tire size 34.50 X 12.00")  
**Optional tire and wheel size, 35 X 12.50 X R17" tire on a 17 X 8" wheel with 4.5" of backspacing (actual tire size 34.90 X 12.50")**




Available in black or red finish



Part number RS6201 (Diff skid plate) shown

Available in black or red finish




# RS6583 / B

Trimming or modification may be required to provide proper clearance for the development wheel and tire. Use of optional wheel and tire will require trimming or modification. Actual tire size varies between manufacturers.



# CHEVROLET TAHOE/AVALANCHE/ SUBURBAN/YUKON/XL

## 2007-08 2 & 4WD



Available in black or red finish

**Fits up to 315/70/17 tires (34.5")**

- One piece reinforced sub-frame
- Maintains factory location of rack & pinion
- No drivetrain or exhaust modifications required
- Extended cast steering knuckles
- Allows for reuse of stock wheels
- Progressive rate rear coil springs
- Compatible with StabiliTrak equipped vehicles

**Autoride conversion kit now available** - PN RS6202

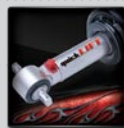
This suspension system was developed using a 315 X 70 X R17" tire on a 17 X 8" wheel with 5.5" of backspacing (actual tire size 34.50 X 12.00")



Part number RS8716 (Front skid plate) shown

Available in black or red finish

# RS6582/B



Trimming or modification may be required to provide proper clearance for the development wheel and tire. Use of optional wheel and tire will require trimming or modification. Actual tire size varies between manufacturers.



# CHEVROLET SILVERADO/SIERRA

## 2001-08 2500HD 2&4WD

### Fits up to 35" tires

- One piece reinforced sub-frame
- No drivetrain or exhaust modifications required
- Allows for reuse of the stock wheels
- Extended cast steering knuckles
- One piece cast rear blocks
- Allows for reuse of the OE differential skidplate

This suspension system was developed using a 285 X 70 X R16" tire on a 16 X 8" wheel with 4.5" of backspacing (actual tire size 33.00 X 11.30")  
**Optional tire and wheel size, 35 X 12.50 X R17" tire on a 17 X 8" wheel with 4.5" of backspacing (actual tire size 34.90 X 12.90")**



Available in black or red finish



Part number RS6741 (Multi shock kit) shown

Available in black or red finish



# RS6548/B

Trimming or modification may be required to provide proper clearance for the development wheel and tire. Use of optional wheel and tire will require trimming or modification. Actual tire size varies between manufacturers.



# CHEVROLET SILVERADO/SIERRA

## 1999-07 4WD CLASSIC



Available in black or red finish

### Fits up to 35" tires

- One piece reinforced sub-frame
- No drivetrain or exhaust modifications required
- Extended cast steering knuckles
- One piece cast rear blocks
- Rear add-a-leaf and riser block

This suspension system was developed using a 285 X 70 X R16" tire on a 16 X 8" wheel with 4.5" of backspacing (actual tire size 33.00 X 11.30")  
**Optional tire and wheel size, 35 X 12.50 X R17" tire on a 17 X 8" wheel with 4.5" of backspacing (actual tire size 34.90 X 12.90")**



Available in black or red finish

# RS6545/B



Trimming or modification may be required to provide proper clearance for the development wheel and tire. Use of optional wheel and tire will require trimming or modification. Actual tire size varies between manufacturers.



# CHEVROLET COLORADO/CANYON

## 2004-08 4WD, Z71 2WD

**Fits up to 285/70/17 tires**

Two piece cross-member provides maximum ground clearance

Maintains factory location of rack & pinion

No drivetrain or exhaust modifications required

Exclusive **RANCHO REALIFT™** torsion bar relocation technology

Extended cast steering knuckles

Rear leaf spring relocation bracket and shackle


This suspension system was developed using a 285 X 70 X R17" tire on a 17 X 9" wheel with 4.5" of backspacing (actual tire size 33.10 X 11.30")



Available in black finish only



Available in black finish only



**RANCHO REALIFT™**  
TORSION BAR RELOCATION TECHNOLOGY



# RS6559B

Trimming or modification may be required to provide proper clearance for the development wheel and tire. Use of optional wheel and tire will require trimming or modification. Actual tire size varies between manufacturers.



# DODGE RAM 1500

## 2006-07 1500 4WD



Available in black or red finish

### Fits up to 34.5" tires

- One piece reinforced sub-frame
- Maintains factory location of rack & pinion
- No exhaust modifications required
- Allows for reuse of the stock wheels
- New tie-rod assemblies bolt on with no cutting or grinding
- Extended cast steering knuckles

This suspension system was developed using a 315 X 70 X R17" tire on a 17 X 8" wheel with 4.5" of backspacing (actual tire size 34.50 X 12.00")



Part number RS8721 (Front skid plate) shown

Available in black or red finish

# RS6581/B



Trimming or modification may be required to provide proper clearance for the development wheel and tire. Use of optional wheel and tire will require trimming or modification. Actual tire size varies between manufacturers.





# DODGE 1500MEGA/2500

**2005-08 RAM 1500 MEGA 4WD\***

**2003-08 2500 FAMILY\***

**2005-08 POWERWAGON 4WD (RS6577B)**

### Fits up to 37" tires

No exhaust modifications required

Allows for reuse of the stock wheels

New forged pitman arm

New heavy-duty tubular-style upper & lower links


Front track bar relocation bracket

This suspension system was developed using a 37 X 12.50 X R17" tire on a 17 X 8" wheel with 6.3" of backspacing (actual tire size 37.00 X 12.90")



\*Coil springs sold separately

Available in black finish only



Part number RS98511 (Dual steering stabilizer kit) shown



# RS6579B\*

Trimming or modification may be required to provide proper clearance for the development wheel and tire. Use of optional wheel and tire will require trimming or modification. Actual tire size varies between manufacturers.



# FORD F150

**2004-08 F150 4WD**  
**2006-08 MARK LT**



Available in black or red finish

### Fits up to 35" tires

- One piece reinforced sub-frame
- Maintains factory location of rack & pinion
- No drivetrain or exhaust modifications required
- Allows for reuse of the stock wheels
- Extended cast steering knuckles
- One piece cast rear blocks

This suspension system was developed using a 35 X 12.50 X R18" tire on a 18 X 9" wheel with 6.0" of backspacing (actual tire size 34.80 X 12.50")



Available in black or red finish

# RS6589/B



Trimming or modification may be required to provide proper clearance for the development wheel and tire. Use of optional wheel and tire will require trimming or modification. Actual tire size varies between manufacturers.



# FORD F250/350

## 2008 F250 / F350 SUPERDUTY\* 2005-07 F250 / F350 SUPERDUTY\* (RS6511B)

### Fits up to 35" tires

- No drivetrain or exhaust modifications required
- Allows for reuse of the stock wheels
- New forged pitman arm
- Competition-style radius arm design
- Complete bolt-on installation
- One piece cast rear blocks

This suspension system was developed using a 325 X 60 X R20" tire on a 20 X 9" wheel with 6.3" of backspacing (actual tire size 35.00 X 13.00")



\*Coil springs sold separately  
Available in black or red finish



Part number RS6751B (Multi shock kit) shown

Available in black or red finish



# RS6514/B\*

Trimming or modification may be required to provide proper clearance for the development wheel and tire. Use of optional wheel and tire will require trimming or modification. Actual tire size varies between manufacturers.

# HUMMER H2



Available in black or red finish



# RS6556/B



## 2003-08 H2 AWD

### Fits up to 40" tires

- One piece reinforced sub-frame
- No drivetrain or exhaust modifications required
- Extended cast steering knuckles
- Progressive rate rear coil springs (RS6556)
- Aluminum air-spring spacer (RS6557)

This suspension system was developed using a 37 X 12.5 X R17" tire on a 17 X 10" wheel with 5.0" of backspacing (actual tire size 36.90 X 13.40")  
**Optional tire and wheel size, 40 X 13.50 X R17" tire on a 17 X 9" wheel with 6.0" of backspacing (actual tire size 39.8 X 14.60")**

# HUMMER H3



Available in black finish only



# RS6558B



## 2005-08 H3 AWD

### Fits up to 37" tires

- Two piece cross-member provides maximum ground clearance
- Maintains factory location on rack & pinion
- No drivetrain or exhaust modifications required
- Exclusive **RANCHO REALIFT™** torsion bar relocation technology
- Extended cast steering knuckles
- Allows for reuse of the OE front skidplate

This suspension system was developed using a 32.5 X 60 X R20" tire on a 20 X 9" wheel with 5.0" of backspacing (actual tire size 35.50 X 13.00")  
**Optional tire and wheel size, 37 X 12.50 X R20 on 20 X 9" wheel with 5.0" of backspacing (actual tire size 36.60 X 12.50")**

Trimming or modification may be required to provide proper clearance for the development wheel and tire. Use of optional wheel and tire will require trimming or modification. Actual tire size varies between manufacturers.



# JEEP TJ WRANGLER

## 1997-06 TJ RUBICON

**Fits up to 35" tires**

- New forged pitman arm
- High-articulation cast iron link with patented bushing design
- Front adjustable track bar
- Front and rear coil springs
- No exhaust modifications necessary

This suspension was developed using 33 X 12.50 X R15 tire on 15 X 8" wheel with 3.80" of backsparing ( actual tire size 32.8 X 12.5")  
**Optional tire and wheel size, 35 X 12.5 X R15 tire on a 15 X 8" wheel with 3.80" of backsparing ( actual tire size 34.8 X 12.5")**



RS6416 / RS6417 Coil springs sold separately




# RS6505

Trimming or modification may be required to provide proper clearance for the development wheel and tire. Use of optional wheel and tire will require trimming or modification. Actual tire size varies between manufacturers.



# JEEP JK LONG ARM 2007-08 LONG ARM SUSPENSION



Available in black or red finish

## 2 AND 4 DOOR MODELS

**Fits up to 37" tires**

New forged pitman arm

Performance exhaust available - RS720001 (4DR), RS720002 (2DR)

High-articulation long arm design

Front track bar relocation bracket

Front and rear coil springs

Heavy-duty tubular-style front radius arms with patented high-articulation bushings

**Reverse rear tri-link track bar eliminator design**

Exhaust modification required

This suspension system was developed using a 35 X 12.50 X R18" tire on a 18 X 9" wheel with 4.5" of backspacing (actual tire size 34.80 X 12.50")

**Optional tire and wheel size, 37 X 12.50 X R18 on 18 X 9" wheel with 4.5" of backspacing (actual tire size 36.30 X 12.80")**

# RS6509/B



## 2007-08 SHORT ARM SUSPENSION



Available in black finish only

## 2 AND 4 DOOR MODELS

**Fits up to 37" tires**

New forged pitman arm

Performance exhaust available - RS720001 (4DR), RS720002 (2DR)

Adjustable upper arms, front and rear

Lower 2.00" DOM tube arms, front and rear

**Utilizes industry first (rebuildable) composite rod end (with high-misalignments) and patented high-articulation bushing**

Brackets are constructed from high strength HSLA steel

Front and rear track bar relocation bracket

Front and rear coil springs

Front driveshaft required

This suspension system was developed using a 35 X 12.50 X R18" tire on a 18 X 9" wheel with 4.5" of backspacing (actual tire size 34.80 X 12.50") **Optional tire and wheel size, 37 X 12.50 X R18 on 18 X 9" wheel with 4.5" of backspacing (actual tire size 36.30 X 12.80")**



# RS6517B



Trimming or modification may be required to provide proper clearance for the development wheel and tire. Use of optional wheel and tire will require trimming or modification. Actual tire size varies between manufacturers.



# JEEP JK SPORT

## 2007-08 SPORT SUSPENSION

### 2 AND 4 DOOR MODELS Fits up to 37" tires

No exhaust modifications required - optional Rancho performance exhaust available - RS720001 (4DR), RS720002 (2DR)

New forged pitman arm

Front and rear track bar relocation bracket

Easy to install high-clearance drop bracket design

Front and rear coil springs

Installs in about 4 hours

This suspension system was developed using a 35 X 12.50 X R18" tire on a 18 X 9" wheel with 4.5" of backspacing (actual tire size 34.80 X 12.50")

Optional tire and wheel size, 37 X 12.50 X R18 on 18 X 9" wheel with 4.5" of backspacing (actual tire size 36.30 X 12.80")



Available in black or red finish

# RS6507/B



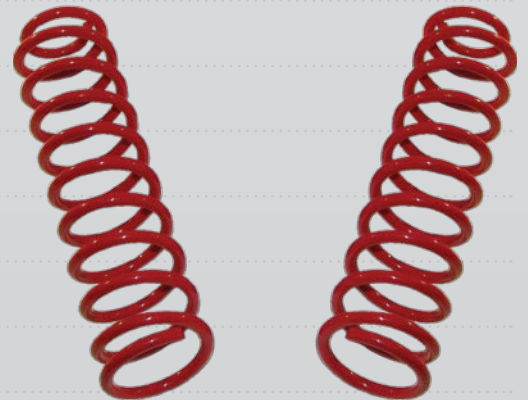
## 2007-08 LEVELING SPRING

### 2 AND 4 DOOR MODELS Fits up to 33" tires

Fast and easy way to level the front of your JK

Improved spring rate enhances ride

Installs in under 2 hours



Available in red finish only



# RS6219

Trimming or modification may be required to provide proper clearance for the development wheel and tire. Use of optional wheel and tire will require trimming or modification. Actual tire size varies between manufacturers.

# Rock **GEAR**™™

**NEW FOR  
2008**



**RS6216B** Front tube doors  
**RS6217B** Rear tube doors

Added visibility for off-road  
Retains factory side mirror (passenger and driver side)



**RS6214B** Sliders (2 door)  
**RS6215B** Sliders (4 door)

Added body protection for rocker panels  
Thick-walled 1 1/2" tube construction

**Coming soon**



**RS6210** Control arm skids

Mount to front lower control arms (axle end)  
Reduce hang-ups and damage to the factory brackets



**RS6209** DANA 44 diff cover  
**RS6218** DANA 30 diff cover  
**RS6213** DANA 35 diff cover

Added axle and internal gear protection  
Manufactured from high-strength nodular iron



**RS6212** Front diff glide plate

Works with OE and most aftermarket differential covers  
Reduce hang-ups and damage



**RS6208** Oil pan protection

Protects the oil pan from direct contact  
1/8" steel construction



**RS6220B** Front bumper

3/16" thick steel construction  
Compact design provides maximum approach angle



**RS6221B** Rear bumper with tire carrier

Thick steel construction  
Compact design provides maximum departure angle



YEAR	MODEL	DOORS	FRONT	REAR
2007-2008	2/4WD JK Wrangler 2/4 Door Models		RS6216B <sup>1,2</sup>	RS6217B <sup>1,2</sup>

1 Rancho recommends checking local and states laws before installation of this product. Such laws may prohibit installation.

2 Warning: This product is intended for off-road use only. It is not designed as a safety restraint device. Always wear your seat belts, and avoid sharp turns and other abrupt maneuvers.

Doors sold in pairs only.

YEAR	MODEL	FRONT GLIDE PLATE KIT
2007-2008	4WD JK Wrangler 2/4 Door Models w/ DANA 44 Front Axle	RS6212

YEAR	MODEL	OIL PAN COVER
2007-2008	2/4WD JK Wrangler 2/4 Door Models w/ V6 Gas Engine	RS6208

YEAR	MODEL	FRONT CONTROL ARM SKIDS
2007-2008	2/4WD JK Wrangler 2/4 Door Models	RS6210*

\*Will not work with alignment cams

YEAR	MODEL	DIFFERENTIAL COVERS
-	DANA 44	RS6209 <sup>3</sup>
-	DANA 35	RS6213
-	DANA 30	RS6218

2007-2008 4WD JK Wrangler 2/4 Door Models w/ Rancho® RS6509 Long-Arm Susp

RS6205<sup>3</sup>

3 RS6205 adapter bracket is required when installing Rancho® DANA 44 Differential cover with Rancho® RS6509 Long-Arm suspension system.

YEAR	MODEL	TRANS SKID PLATE BRACKET
2007-2008	4WD JK Wrangler 2/4 Door Models w/ Rancho® RS6509 Long-Arm Susp	RS6204 <sup>4</sup>

4 RS6204 required to reinstall OE transmission skidplate with Rancho® RS6509 Long-Arm suspension system.

YEAR	MODEL	FRONT BUMPER
2007-2008	2/4WD JK Wrangler 2/4 Door Models	RS6220B <sup>1,5</sup>

1 Rancho recommends checking local and states laws before installation of this product. Such laws may prohibit installation.

5 Modification may be required to reuse OE fog lights.

YEAR	MODEL	REAR BUMPER w/ TIRE CARRIER
2007-2008	2/4WD JK Wrangler 2/4 Door Models	RS6221B <sup>1</sup>

1 Rancho recommends checking local and states laws before installation of this product. Such laws may prohibit installation.

YEAR	MODEL	SLIDERS 2 DOOR	4DOOR
2007-2008	2/4WD JK Wrangler 2/4 Door Models	RS6214B	RS6215B

YEAR	MODEL	CAT-BACK EXHAUST
2007-2008	2/4WD JK Wrangler 4 Door Models w/ V6 Gas Engine ONLY	RS720001
2007-2008	2/4WD JK Wrangler 2 Door Models w/ V6 Gas Engine ONLY	RS720002

Part numbers ending with the letter "B" designates black finish.

Improve performance and sound with Rancho's cat-back exhaust system. Fits stock and lifted models





# NISSAN TITAN/ARMADA/QX56

## 2004-08 TITAN/ARMADA/QX56




Available in black finish only

### Fits up to 35" tires

- Two piece cross-member provides maximum ground clearance
- Maintains factory location of rack & pinion
- No drivetrain or exhaust modifications required
- Allows use of OE wheels
- Extended cast steering knuckles
- Complete bolt on installation

This suspension system was developed using a 35 X 12.50 X R18 tire on a 18 X 9" wheel with 6.0" of backspacing (actual tire size 34.80 X 12.50")



Part number RS8719B (Front skid plate) shown

# RS6594B (Titan)

# RS6595B (Armada) (QX56)

Trimming or modification may be required to provide proper clearance for the development wheel and tire. Use of optional wheel and tire will require trimming or modification. Actual tire size varies between manufacturers.

# SUSPENSION ACCESSORIES AND COMPONENTS



## ADD-A-LEAF

Perfect for towing and hauling  
Improve ride height and spring rate  
Application listings starting on page 137



## BUSHING SLEEVES

Polyurethane  
Replacement factory shock and suspension bushings  
Application listings starting on page 216




## LEAF SPRINGS

Available in 1-4" raised height  
Application listings starting on page 94




## LIMITING STRAPS

Application listings starting on page 216  
Universal bump stops available separately, page 216



## BLOCK KITS

Available in 1-4" raised height  
Application listings starting on page 94  
U-Bolts also available separately, page 216



## RED SHOCK BOOTS

RS1927 - Short (9.5")  
RS1937 - Long (12.5")



## MULTI SHOCK

Adds 1-2 additional shock per wheel for an off-road look and performance  
Application listings start on page 90



## SKID PLATES

One piece MIG-welded reinforced design  
Application listings start on page 94

# YAMAHA RHINO



**2004-07 Rhino - Complete system**  
**2008 Rhino - Complete system**  
 (Includes shocks)

**RS10001**  
**RS10011**

## 4" Long Travel Suspension System

- 6061 Aluminum CNC machined upper control arms
- HSLA formed steel lower control arms
- Self-lubricating control arm bushings
- Includes inner tie rod and high-strength tie rod ends
- Adjustable front camber
- Includes front and rear RS9000XL™ coil over shocks
- Utilize high-strength rod ends & uniball
- Front and rear axle shafts
- Includes front and rear frame stiffeners
- Can reuse stock wheels
- No spindle modifications necessary

## 2004-08 Suspension specs

- A-Arm width: +4" wider per side
- Wheelbase: 2" forward, 2" rear
- Wheel Travel: 11" with no body modification

## Individual Long Travel Component Boxes

2004-08 Rhino front C-Arm kit and hardware	RS10001-1
2004-08 Rhino rear C-Arm kit and hardware	RS10001-2
2004-07 Rhino front and rear axles shafts	RS10001-3
2004-08 Rhino front and rear shocks	RS10001-4
2008 Rhino front and rear axles shafts	RS10011-3

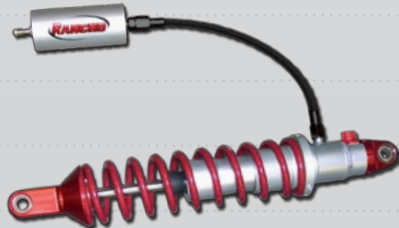
## Developed wheel and tire

Wheel diameter	12"
Wheel width	7"
Wheel offset	5+2
Tire diameter	26"
Tire width	9"



# RS9000XL™ COIL OVER SHOCKS

- Liquid metallic finish
- 1 3/8" (35mm) diameter piston
- 16mm piston rod
- Nitrogen gas charged
- Remote reservoir



- myRIDE™** 9-position tuning system
- Individually valved per application
- Self-lubricating composite bearing
- Includes custom rate coil spring
- Adjuster and spring retainer provided
- Available for stock and lifted models

## RS9000XL™ COIL OVER - Individual shock absorber including spring and hardware

### STOCK REPLACEMENT

- Rhino front shock absorber
- Rhino rear shock absorber

### PART NUMBER

- RS19603-1
- RS19604-1

### LONG TRAVEL SUSP. REPLACEMENT

- Rhino front shock absorber
- Rhino rear shock absorber

### PART NUMBER

- RS19601-1
- RS19602-1

# RockGear™™

NEW FOR  
2008



YAMAHA RHINO

FRONT BUMPER  
RS10003B

REAR BUMPER  
RS10004B

FRONT FRAME STIFFENER  
RS10005B

REAR FRAME STIFFENER  
RS10006B

REAR CAGE EXTENSION  
RS10007B

SPARE TIRE CARRIER  
RS10010B

GAS CAN HOLDER  
RS10009B

COOLER HOLDER  
RS10008B

Tire carrier, gas can holder, and cooler holder must be used in conjunction with RS10007B  
Gas can dimensions=9.5" sq base, 5 gallon size  
Cooler dimensions=14W x 24L x 18T

## POLARIS RANGER RZR

COMING SOON - RS10101

RZR 6" Long Travel Suspension System

### RS9000XL™ ProSeries Coil Over shocks

#### STOCK REPLACEMENT

RZR front shock absorber  
RZR rear shock absorber

#### PART NUMBER

RS19607-1  
RS19608-1

#### LONG TRAVEL SUSP. REPLACEMENT

RZR front shock absorber  
RZR rear shock absorber

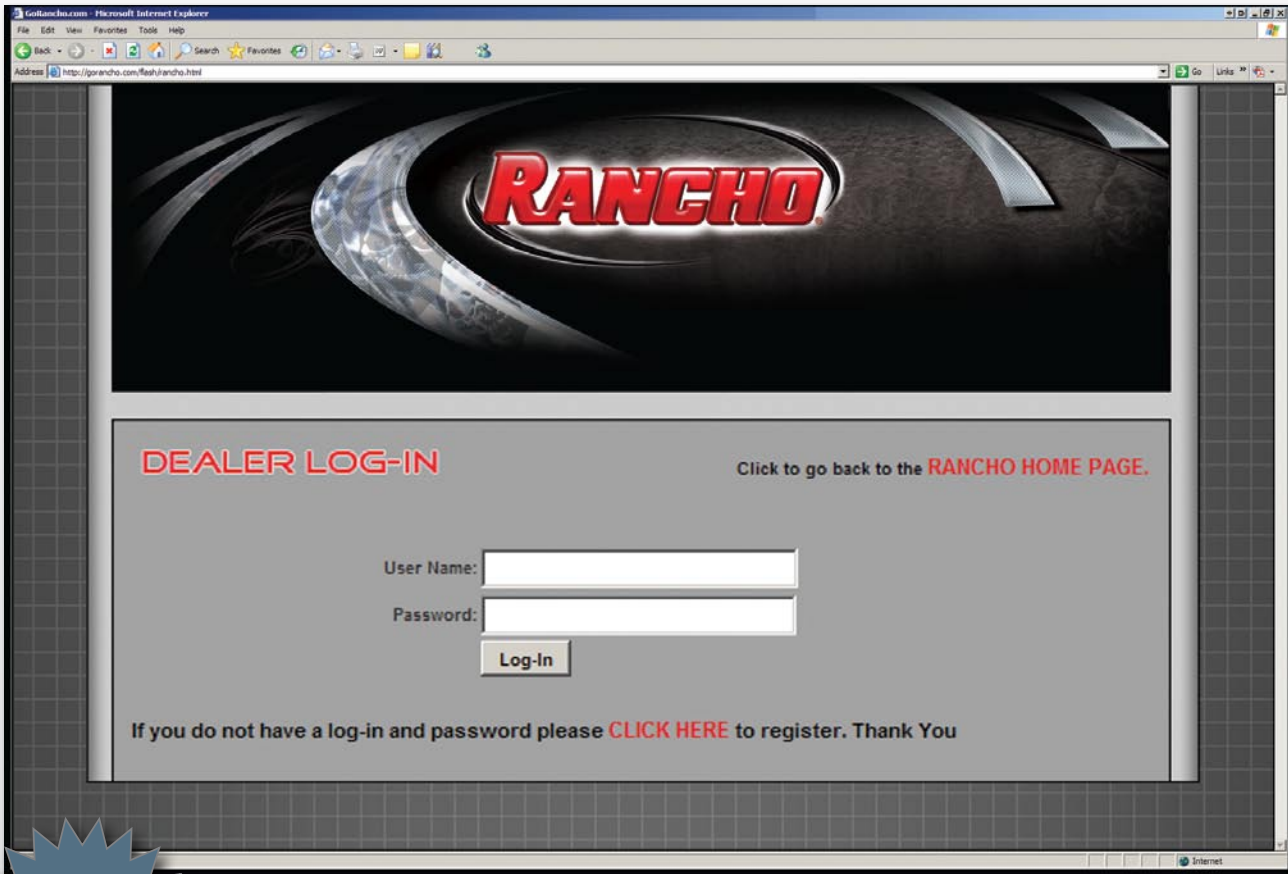
#### PART NUMBER

RS19605-1  
RS19606-1



RockGear™ accessories also coming soon

# ONLINE DEALER / RETAIL SUPPORT 24-7



**SIGN UP TODAY**

LOG ON TO DOWNLOAD VEHICLE/PRODUCT IMAGES, SELL SHEETS, PRESS RELEASES, AND MUCH, MUCH MORE.

[www.goranchocom/dealer\\_login.php](http://www.goranchocom/dealer_login.php)

## ARTWORK

## PRODUCT INFO



WEATHERLY INDEX 180  
Ran-10001-0508  
May 2008  
Supersedes Catalog Ran-10001-0507

<b>NEW COVERAGE</b> .....	30
<b>APPLICATION LISTINGS</b>	
Shocks .....	31-73
Footnotes .....	74-76
Steering Stabilizers .....	77-89
Multiple Shocks .....	90-93
Suspension .....	94-133
Footnotes .....	134-136
Add-A-Leaf/Lev-A-Load .....	137-144
Wheel and Tire Chart .....	145
Urethane .....	146-147
<b>NUMERICAL LISTINGS</b>	
Leaf Springs .....	148-149
Torsion Bar Kit .....	149
U-Bolt Kits .....	149-150
RS5000 Shock Absorbers .....	150-160
RS5400 Steering Stabilizer Shock Absorbers .....	160-162
Steering Stabilizer Brackets .....	162-164
RS5000 Spring Seat Shock Absorbers .....	164-165
Lower Differential Skid Plate Kits .....	165
Shock Relocator Kit .....	165
Coil Spring Kits, Red .....	165
Complete Suspension Systems, Red .....	166-167
Installation Kits .....	167
Complete Suspension Systems, Black .....	167-168
Suspension Link Kits .....	168
Transfer Case Spacer Kit .....	168
Multiple Shock Brackets, Red .....	169
Multiple Shock Brackets, Black .....	169
Skid Plates, Black .....	170
Skid Plates, Red .....	170
RSX17000 Shock Absorbers .....	171-174
RSX17500 Struts .....	174
RS9000X PRO Shock Absorbers .....	175
ADD-A-LEAF Leaf Kits .....	176-177
LEV-A-LOAD Adjustable Leaf Bracket Kits .....	178
LEV-A-LOAD Adjustable Leaf Kit .....	178
Block Kits .....	178-179
Coil Spring Kits, Black .....	179
Steering Stabilizer Complete Kits .....	180-181
RS9000 Triple X Spring Seat Shock Absorber .....	182
RS9000XL Shock Absorbers .....	182-191
RS9000XL Quick Lifts .....	192
<b>BILL OF MATERIALS</b> .....	193-201
<b>SPECIFICATIONS</b> .....	202-216
<b>TECHNICAL ASSISTANCE</b> .....	217
<b>WARRANTY</b> .....	218
<b>WHEEL AND TIRE CHARTS</b> .....	219-221
<b>FOOTNOTES</b> .....	222-224

**Shocks**

**Steering  
Stabilizers**

**Multiple  
Shocks**

**Suspension**

**Add-A-Leaf/  
Lev-A-Load**

**Urethane**

**Numerical**

**Bill of Materials**

**Specifications**

# NEW COVERAGE FOR 2008

NEW PART NUMBERS								
RS905	RS5757	RS6204	RS6213	RS6509	RS6753B	RS70077	RS720002	RS999800
RS5329	RS5758	RS6205	RS6216B	RS6517B	RS6756B	RS70078	RS999341	RSX17522
RS5331	RS5775	RS6208	RS6217B	RS6581	RS19331	RS70079	RS999705	RSX17523
RS5332	RS5776	RS6209	RS6218	RS6582	RS19332	RS70080	RS999758	RSX17524
RS5415	RS5784	RS6210	RS6219	RS6583	RS70075	RS70082	RS999780	RSX17525
RS5510	RS5786	RS6212	RS6507	RS6595B	RS70076	RS720001	RS999781	RSX17526

PART NUMBERS BEING DROPPED FROM 2008 CATALOG								
RS306	RS5135	RS5536	RS6747	RS17412	RS44182	RS99247	RSX17019	RSX17303
RS619	RS5139	RS5538	RS6748	RS17432	RS60620	RS99251	RSX17022	RSX17304
RS718	RS5141	RS5539	RS7600	RS17437	RS60622	RS99270	RSX17027	RSX17310
RS722	RS5146	RS5607	RS8206	RS17460	RS60688	RS99772	RSX17029	RSX17311
RS733	RS5155	RS6407	RS8207	RS17472	RS70254	RS99778	RSX17031	RSX17319
RS738	RS5156	RS6442	RS8216	RS17476	RS97260	RS99779	RSX17046	RSX17320
RS961	RS5169	RS6451	RS8407	RS17481	RS97483	RS600155	RSX17047	RSX17321
RS965	RS5183	RS6476	RS8409	RS17490	RS99007	RSX17002	RSX17049	RSX17322
RS985	RS5184	RS6500	RS8411	RS17491	RS99111	RSX17003	RSX17050	RSX17327
RS987	RS5230	RS6588	RS8413	RS17492	RS99125	RSX17006	RSX17051	RSX17328
RS988	RS5408	RS6603	RS8414	RS17493	RS99155	RSX17007	RSX17052	RSX17329
RS995	RS5514	RS6614	RS8415	RS17496	RS99156	RSX17008	RSX17054	RSX17330
RS1625	RS5517	RS6647	RS8416	RS24043	RS99205	RSX17015	RSX17058	RSX17332
RS1902	RS5518	RS6677	RS8702	RS42056	RS99243	RSX17016	RSX17080	RSX17345
RS5131	RS5519	RS6710	RS17409	RS44154	RS99246	RSX17017	RSX17302	

PART NUMBERS BEING REPLACED OR SUPERSEDED FOR 2008		
RS5225	USE	RS5274



# Shocks

YEAR	MODEL	RAISED HEIGHT	RS9000XL		RSX17000		RS5000	
			FRONT	REAR	FRONT	REAR	FRONT	REAR
<b>ACURA</b>								
<b>ACURA — SLX</b>								
1999-96	SLX	0"	RS999214 <sup>XL</sup>	RS999215 <sup>XL</sup>	—	—	RS5214	RS5215
<b>BUICK</b>								
<b>BUICK — Rainier</b>								
2005-04	Rainier w/ Rear Air Spring Suspension	0"	—	—	RSX17512	RSX17081	—	—
2005-04	Rainier w/ Rear Coil Spring Suspension	0"	—	—	RSX17512	RSX17082	—	—
<b>CADILLAC</b>								
<b>CADILLAC — Escalade 4 W.D.</b>								
2000-99	4WD Escalade	0"	RS999150 <sup>XL</sup>	RS999124 <sup>XL</sup>	RSX17044	RSX17048	RS5150	RS5124
<b>CHEVROLET</b>								
<b>CHEVROLET — Avalanche 4 W.D.</b>								
2008-07	4WD Avalanche (½ Ton) w/ Automatic Transmission — Exc. All Wheel Drive, Autoride (Elec) & Air Leveling Suspensions	4"	RS999786 <sup>XL</sup>	RS999274 <sup>XL</sup>	—	—	RS5786•	RS5274
2008-07	4WD Avalanche (½ Ton) w/ Autoride w/ Rancho RS6582B	4"	RS999799 <sup>XL</sup>	—	—	—	—	—
2008-07	4WD Avalanche (½ Ton) — Exc. Autoride (Elec) & Air Leveling Suspensions	0"	RS999784 <sup>XL</sup>	RS999262 <sup>XL</sup>	—	—	RS5784•	RS5262
2006-02	4WD Avalanche 1500 Sport Utility Pickup — Exc. Electronic Suspension, All Wheel Drive, Auto Ride & Z71 Suspension	5-6"	RS999057 <sup>XL</sup>	RS999058 <sup>XL</sup>	—	—	—	—
2006-02	4WD Avalanche 1500 Sport Utility Pickup w/Rancho RS6547 System — Exc. Electronic Suspension, All Wheel Drive, Auto Ride & Z71 Suspension	4"	RS999268 <sup>XL</sup> RS19268 <sup>PS</sup>	RS999274 <sup>XL</sup>	RSX17337	RSX17346	RS5268	RS5274
2006-02	4WD Avalanche 1500 Sport Utility Pickup — Exc. Electronic Suspension	0"	RS999265 <sup>XL</sup>	RS999262 <sup>XL</sup>	RSX17068	RSX17032	RS5265	RS5262
2006-00	4WD Avalanche 2500 Sport Utility Pickup — Exc. All Wheel Drive	5-6"	RS999055 <sup>XL</sup>	RS999056 <sup>XL</sup>	—	—	—	—
2006-00	4WD Avalanche 2500 Sport Utility Pickup w/Rancho RS6551 System — Exc. All Wheel Drive	4"	RS999296 <sup>XL</sup> RS19289 <sup>PS</sup>	RS999297 <sup>XL</sup> RS19297 <sup>PS</sup>	—	—	RS5296	RS5297
2006-00	4WD Avalanche 2500 Sport Utility Pickup	0"	RS999295 <sup>XL</sup>	RS999262 <sup>XL</sup>	RSX17079	RSX17032	RS5295	RS5262
<b>CHEVROLET — Avalanche 2 W.D.</b>								
2008-07	2WD Avalanche (½ Ton) w/ Rancho RS6562B or RS6582B	4"	RS999786 <sup>XL</sup>	RS999274 <sup>XL</sup>	—	—	RS5786•	RS5274
2008-07	2WD Avalanche (½ Ton) — Exc. Autoride (Elec) & Air Leveling Suspensions	0"	RS999784 <sup>XL</sup>	RS999262 <sup>XL</sup>	—	—	RS5784•	RS5262
2007-00	2WD Avalanche 2500 Sport Utility Pickup w/Rancho RS6551 System	4"	RS999296 <sup>XL</sup> RS19289 <sup>PS</sup>	RS999297 <sup>XL</sup> RS19297 <sup>PS</sup>	—	—	RS5296	RS5297
2007-00	2WD Avalanche 2500 Sport Utility Pickup	0"	RS999295 <sup>XL</sup>	RS999262 <sup>XL</sup>	RSX17079	RSX17032	RS5295	RS5262
2006-00	2WD Avalanche 1500 Sport Utility Pickup — Exc. Electronic Suspension	0"	RS999265 <sup>XL</sup>	RS999262 <sup>XL</sup>	RSX17068	RSX17032	RS5265	RS5262
<b>CHEVROLET — Blazer 4 W.D. Compact - Inc. S Models</b>								
2005-95	4WD Blazer w/ ZR2 Highrider Package — Inc. Sport Package	0"	RS999123 <sup>1</sup> XL	RS999190 <sup>XL</sup>	—	—	RS5123	RS5190

# Shocks

YEAR	MODEL	RAISED HEIGHT	RS9000XL		RSX17000		RS5000	
			FRONT	REAR	FRONT	REAR	FRONT	REAR
<b>CHEVROLET</b>								
<b>CHEVROLET — Blazer 4 W.D. Compact - Inc. S Models — Continued</b>								
2005-83	4WD Blazer — Inc. Sport Package — Exc. ZR2 Highrider Package	0"	RS999123 <sup>1</sup> XL	RS999124 <sup>XL</sup>	RSX17000	RSX17001	RS5123	RS5124
<b>CHEVROLET — Blazer 4 W.D. Full Size (K &amp; V Models)</b>								
1994-92	4WD Blazer Full Size	5-6"	RS999059 <sup>XL</sup>	RS999060 <sup>XL</sup>	—	—	—	—
1994-92	4WD Blazer Full Size w/Rancho RS6568 System	4"	RS999244 <sup>XL</sup>	RS999227 <sup>XL</sup>	RSX17316	RSX17315	RS5244	RS5227
1994-92	4WD Blazer Full Size w/Rancho RS6468 System	2½-4"	RS999001 <sup>02</sup> XL	RS999190 <sup>XL</sup>	—	—	RS5001	RS5190
1994-92	4WD Blazer Full Size w/Rancho RS6426 System	2½"	RS999152 <sup>XL</sup>	RS999190 <sup>XL</sup>	—	—	RS5152	RS5190
1994-92	4WD Blazer Full Size	0-1"	RS999152 148, XL	RS999124 <sup>XL</sup>	RSX17044	—	RS5152 <sup>148</sup>	RS5124
1991-81	4WD Blazer Full Size — Exc. O.E. Quad Suspension	2½-4"	RS999001 <sup>02</sup> XL	RS999112 <sup>XL</sup>	—	—	RS5001	RS5112
1991-81	4WD Blazer Full Size w/ O.E. Quad Suspension							
	Inner Front (Long Shock) at Lower Mounting (2 Req'd)	2½-4"	RS999118 <sup>20</sup> 02, XL	—	—	—	RS5118 <sup>20</sup> 02	—
	Outer Front (Short Shock) at Lower Mounting (2 Req'd)		RS999001 <sup>02</sup> XL	—	—	—	RS5001 <sup>02</sup>	—
	Rear		—	RS999112 <sup>XL</sup>	—	—	—	RS5112
1991-81	4WD Blazer Full Size — Exc. O.E. Quad Suspension	0-2"	RS999151 <sup>XL</sup>	RS999118 <sup>02</sup> XL	RSX17061	RSX17062	RS5151	RS5118
1991-81	4WD Blazer Full Size w/ O.E. Quad Suspension							
	Inner Front (Long Shock) at Lower Mounting (2 Req'd)	0-2"	RS999113 <sup>20</sup> 02, XL	—	—	—	RS5113 <sup>20</sup> 02	—
	Outer Front (Short Shock) at Lower Mounting (2 Req'd)		RS999151 <sup>02</sup> XL	—	RSX17061 02	—	RS5151 <sup>02</sup>	—
	Rear		—	RS999118 <sup>XL</sup>	—	RSX17062	—	RS5118
1980-73	4WD Blazer Full Size	0-2"	RS999151 <sup>XL</sup>	RS999118 <sup>02</sup> XL	RSX17061	RSX17062	RS5151	RS5118
1980-69	4WD Blazer Full Size	2½-4"	RS999001 <sup>02</sup> XL	RS999112 <sup>XL</sup>	—	—	RS5001	RS5112
1972-69	4WD Blazer Full Size	0-2"	RS999151 <sup>XL</sup>	RS999118 <sup>02</sup> XL	—	—	RS5151	RS5118
<b>CHEVROLET — Blazer 2 W.D. Compact - Inc. S Models</b>								
2005-94	2WD Blazer	0"	—	RS999124 <sup>XL</sup>	—	RSX17001	RS5222	RS5124
1993-83	2WD Blazer	0"	—	RS999124 <sup>XL</sup>	—	RSX17001	RS5222	RS5124
<b>CHEVROLET — Blazer 2 W.D. Full Size (C Models)</b>								
1982-73	2WD Blazer Full Size	0-3"	RS999120 <sup>XL</sup>	RS999118 <sup>XL</sup>	—	RSX17062	RS5120	RS5118
1982-69	2WD Blazer Full Size w/Rancho System	1½"	RS999120 <sup>XL</sup>	RS999118 <sup>XL</sup>	—	—	RS5120	RS5118
1972-69	2WD Blazer Full Size	0-3"	RS999120 <sup>XL</sup>	RS999118 <sup>02</sup> XL	—	RSX17061	RS5120	RS5118
<b>CHEVROLET — Pickup (½ Ton) 4 W.D. (Silverado, K &amp; V Models)</b>								
2008-07	4WD Silverado 1500 (½ Ton) w/Rancho RS6563 or RS6583B System — Exc. 1500HD, ZX3 Electronic Ride Control Suspension or QuadraSteer Package or All Wheel Drive	4"	RS999786 <sup>XL</sup>	RS999297 <sup>XL</sup> RS19297 <sup>PS</sup>	—	—	RS5786•	RS5297

Q2 Qty. Req. 2

YEAR	MODEL	RAISED HEIGHT	RS9000XL		RSX17000		RS5000	
			FRONT	REAR	FRONT	REAR	FRONT	REAR
<b>CHEVROLET</b>								
<b>CHEVROLET — Pickup (½ Ton) 4 W.D. (Silverado, K &amp; V Models) — Continued</b>								
2008-07	4WD Silverado 1500 (½ Ton) — Exc. 1500HD, ZX3 Electronic Ride Control Suspension or Quadrasteer Package and All Wheel Drive	0"	RS999784 <sup>XL</sup>	RS999198 <sup>XL</sup>	—	—	RS5784•	RS5198
2008-06	4WD Silverado 1500HD (½ Ton) Crew Cab w/Rancho RS6550 System — Exc. ZX3 Electronic Ride Control Suspension, Quadrasteer Package and All Wheel Drive	4"	RS999296 <sup>XL</sup> RS19289 <sup>PS</sup>	RS999297 <sup>XL</sup> RS19297 <sup>PS</sup>	—	—	RS5296	RS5297
2008-04	4WD Silverado 1500 (½ Ton) Crew Cab (Classic) w/Rancho RS6545 System — Exc. 1500HD, ZX3 Electronic Ride Control Suspension, Quadrasteer Package and All Wheel Drive	4"	RS999268 <sup>XL</sup> RS19268 <sup>PS</sup>	RS999269 <sup>XL</sup> RS19269 <sup>PS</sup>	RSX17337	RSX17338	RS5268	RS5269
2008-04	4WD Silverado 1500 (½ Ton) Crew Cab (Classic) — Exc. 1500HD, ZX3 Electronic Ride Control Suspension, Quadrasteer Package and All Wheel Drive	0"	RS999265 <sup>XL</sup>	RS999198 <sup>XL</sup>	RSX17068	RSX17069	RS5265	RS5198
2008-99	4WD Silverado 1500 (½ Ton) Pickup (Classic) — Exc. 1500HD, ZX3 Electronic Ride Control Suspension, Quadrasteer Package and All Wheel Drive	5-6"	RS999057 <sup>XL</sup>	RS999297 <sup>XL</sup> RS19297 <sup>PS</sup>	—	—	—	RS5297
2008-99	4WD Silverado 1500 (½ Ton) Pickup w/Rancho RS6545 System (Classic) — Exc. 1500HD, ZX3 Electronic Ride Control Suspension, Quadrasteer Package and All Wheel Drive	4"	RS999268 <sup>XL</sup> RS19268 <sup>PS</sup>	RS999269 <sup>XL</sup> RS19269 <sup>PS</sup>	RSX17337	RSX17338	RS5268	RS5269
2008-99	4WD Silverado 1500 (½ Ton) Pickup (Classic) — Exc. 1500HD, ZX3 Electronic Ride Control Suspension, Quadrasteer Package and All Wheel Drive	0"	RS999265 <sup>XL</sup>	RS999198 <sup>XL</sup>	RSX17068	RSX17069	RS5265	RS5198
2007-06	4WD Silverado 1500HD (½ Ton) Crew Cab — Exc. ZX3 Electronic Ride Control Suspension, Quadrasteer Package and All Wheel Drive	5-6"	RS999055 <sup>XL</sup>	RS999056 <sup>XL</sup>	—	—	—	—
2007-04	4WD Silverado 1500 (½ Ton) Crew Cab (Classic) — Exc. 1500HD, ZX3 Electronic Ride Control Suspension, Quadrasteer Package and All Wheel Drive	5-6"	RS999057 <sup>XL</sup>	RS999297 <sup>XL</sup>	—	—	—	—
2006	4WD Silverado 1500HD (½ Ton) Crew Cab — Exc. ZX3 Electronic Ride Control or Quadrasteer Package	0"	RS999295 <sup>XL</sup>	RS999274 <sup>XL</sup>	RSX17079	RSX17346	RS5295	RS5274
2003-01	4WD Silverado 1500HD (½ Ton) Crew Cab — Exc. ZX3 Electronic Ride Control Suspension, Quadrasteer Package and All Wheel Drive	5-6"	RS999055 <sup>XL</sup>	RS999056 <sup>XL</sup>	—	—	—	—
2003-01	4WD Silverado 1500HD (½ Ton) Crew Cab w/Rancho RS6550 System — Exc. ZX3 Electronic Ride Control Suspension, Quadrasteer Package and All Wheel Drive	4"	RS999296 <sup>XL</sup> RS19289 <sup>PS</sup>	RS999297 <sup>XL</sup> RS19297 <sup>PS</sup>	—	—	RS5296	RS5297
2003-01	4WD Silverado 1500HD (½ Ton) Crew Cab — Exc. ZX3 Electronic Ride Control or Quadrasteer Package	0"	RS999295 <sup>XL</sup>	RS999274 <sup>XL</sup>	RSX17079	RSX17346	RS5295	RS5274
1998-88	4WD K-1500 (½ Ton)	5-6"	RS999059 <sup>XL</sup>	RS999060 <sup>XL</sup>	—	—	—	—
1998-88	4WD K-1500 (½ Ton) w/Rancho RS6543 System	4"	RS999244 <sup>XL</sup>	RS999227 <sup>XL</sup>	RSX17316	RSX17315	RS5244	RS5227
1998-88	4WD K-1500 (½ Ton) w/Rancho RS6427 System	2½"	RS999152 <sub>148, XL</sub>	RS999190 <sup>XL</sup>	—	—	RS5152 <sup>148</sup>	RS5190
1998-88	4WD K-1500 (½ Ton)	0"	RS999152 <sup>XL</sup>	RS999190 <sup>XL</sup>	RSX17044	RSX17045	RS5152	RS5190
1996-88	4WD K-1500 (½ Ton) w/Rancho RS6443 System	2½-4"	RS999001 <sup>02, XL</sup>	RS999190 <sup>XL</sup>	—	—	RS5001	RS5190

# Shocks

YEAR	MODEL	RAISED HEIGHT	RS9000XL		RSX17000		RS5000	
			FRONT	REAR	FRONT	REAR	FRONT	REAR
<b>CHEVROLET</b>								
<b>CHEVROLET — Pickup (½ Ton) 4 W.D. (Silverado, K &amp; V Models) — Continued</b>								
1987	4WD V-10 (½ Ton) w/ O.E. Quad Suspension Inner Front (Long Shock) at Lower Mounting (2 Req'd) Outer Front (Short Shock) at Lower Mounting (2 Req'd) Rear	2½-4"	RS999118 <sup>20</sup> , Q2,XL	—	—	—	RS5118 <sup>20</sup> , Q2	—
			RS999001 <sup>Q2</sup> , XL	—	—	—	RS5001 <sup>Q2</sup>	—
			—	RS999112 <sup>XL</sup>	—	—	—	RS5112
1987	4WD V-10 (½ Ton) w/ O.E. Quad Suspension Inner Front (Long Shock) at Lower Mounting (2 Req'd) Outer Front (Short Shock) at Lower Mounting (2 Req'd) Rear	0-2"	RS999113 <sup>20</sup> , Q2,XL	—	—	—	RS5113 <sup>20</sup> , Q2	—
			RS999151 <sup>Q2</sup> , XL	—	RSX17061 <sup>Q2</sup>	—	RS5151 <sup>Q2</sup>	—
			—	RS999118 <sup>XL</sup>	—	RSX17062	—	RS5118
1987	4WD V-10 (½ Ton) — Exc. O.E. Quad Suspension	0-2"	RS999151 <sup>XL</sup>	RS999118 <sup>XL</sup>	RSX17061	RSX17062	RS5151	RS5118
1986-81	4WD K-10 (½ Ton) w/ O.E. Quad Suspension Inner Front (Long Shock) at Lower Mounting (2 Req'd) Outer Front (Short Shock) at Lower Mounting (2 Req'd) Rear	2½-4"	RS999118 <sup>20</sup> , Q2,XL	—	—	—	RS5118 <sup>20</sup> , Q2	—
			RS999001 <sup>Q2</sup> , XL	—	—	—	RS5001 <sup>Q2</sup>	—
			—	RS999112 <sup>XL</sup>	—	—	—	RS5112
1986-81	4WD K-10 (½ Ton) — Exc. O.E. Quad Suspension	2½-4"	RS999001 <sup>Q2</sup> , XL	RS999112 <sup>XL</sup>	—	—	RS5001	RS5112
1986-81	4WD K-10 (½ Ton) w/ O.E. Quad Suspension Inner Front (Long Shock) at Lower Mounting (2 Req'd) Outer Front (Short Shock) at Lower Mounting (2 Req'd) Rear	0-2"	RS999113 <sup>20</sup> , Q2,XL	—	—	—	RS5113 <sup>20</sup> , Q2	—
			RS999151 <sup>Q2</sup> , XL	—	RSX17061 <sup>Q2</sup>	—	RS5151 <sup>Q2</sup>	—
			—	RS999118 <sup>XL</sup>	—	RSX17062	—	RS5118
1986-81	4WD K-10 (½ Ton) — Exc. O.E. Quad Suspension	0-2"	RS999151 <sup>XL</sup>	RS999118 <sup>XL</sup>	RSX17061	RSX17062	RS5151	RS5118
1980-73	4WD K-10 (½ Ton)	0-2"	RS999151 <sup>XL</sup>	RS999118 <sup>XL</sup>	RSX17061	RSX17062	RS5151	RS5118
1980-69	4WD K-10 (½ Ton)	2½-4"	RS999001 <sup>Q2</sup> , XL	RS999112 <sup>XL</sup>	—	—	RS5001	RS5112
1972-69	4WD K-10 (½ Ton)	0-2"	RS999151 <sup>XL</sup>	RS999118 <sup>XL</sup>	—	—	RS5151	RS5118
1968-67	4WD K-10 (½ Ton)	3-4"	—	RS999112 <sup>XL</sup>	—	—	—	RS5112
<b>CHEVROLET — Pickup (½ Ton) 2 W.D. (Silverado, C &amp; R Models)</b>								
2008-07	2WD Silverado 1500 (½ Ton) w/Rancho RS6563B or RS6583B	4"	RS999786 <sup>XL</sup>	RS999269 <sup>XL</sup>	—	—	RS5786•	RS5269
2008-07	2WD Silverado 1500 (½ Ton) Pickup — Exc. Crew Cab, ZX3 Electronic Ride Control or Quadrateer Package	0"	RS999784 <sup>XL</sup>	RS999198 <sup>XL</sup>	—	—	RS5784•	RS5198
2007-05	2WD Silverado 1500HD (½ Ton) Crew Cab (Classic) w/Rancho RS6550 System Torsion Bar Front Suspension — Exc. ZX3 Electronic Ride Control or Quadrateer Package	4"	RS999296 <sup>XL</sup> , RS19289 <sup>PS</sup>	RS999297 <sup>XL</sup> , RS19297 <sup>PS</sup>	—	—	RS5296	RS5297
2007-05	2WD Silverado 1500HD (½ Ton) Crew Cab (Classic) Torsion Bar Front Suspension — Exc. ZX3 Electronic Ride Control or Quadrateer Package	0"	RS999295 <sup>XL</sup>	RS999274 <sup>XL</sup>	RSX17079	RSX17346	RS5295	RS5274

Q2 Qty. Req. 2

YEAR	MODEL	RAISED HEIGHT	RS9000XL		RSX17000		RS5000	
			FRONT	REAR	FRONT	REAR	FRONT	REAR
<b>CHEVROLET</b>								
<b>CHEVROLET — Pickup (½ Ton) 2 W.D. (Silverado, C &amp; R Models) — Continued</b>								
2007-04	2WD Silverado 1500 (½ Ton) Crew Cab (Classic) Torsion Bar Front Suspension — Exc. 1500HD, ZX3 Electronic Ride Control or Quadrateer Package	0"	RS999265 <sup>XL</sup>	RS999198 <sup>XL</sup>	RSX17068	RSX17069	RS5265	RS5198
2007-99	2WD Silverado 1500 (½ Ton) Pickup (Classic) — Exc. Crew Cab, ZX3 Electronic Ride Control or Quadrateer Package	0"	RS999263 <sup>XL</sup>	RS999262 <sup>XL</sup>	RSX17070	RSX17032	RS5263	RS5262
2003-01	2WD Silverado 1500HD (½ Ton) Crew Cab w/Rancho RS6550 System Torsion Bar Front Suspension — Exc. ZX3 Electronic Ride Control or Quadrateer Package	4"	RS999296 <sup>XL</sup> RS19289 <sup>PS</sup>	RS999297 <sup>XL</sup> RS19297 <sup>PS</sup>	—	—	RS5296	RS5297
2003-01	2WD Silverado 1500HD (½ Ton) Crew Cab Torsion Bar Front Suspension — Exc. ZX3 Electronic Ride Control or Quadrateer Package	0"	RS999295 <sup>XL</sup>	RS999274 <sup>XL</sup>	RSX17079	RSX17346	RS5295	RS5274
2001	2WD Silverado 1500HD (½ Ton) Crew Cab Coil Spring Front Suspension — Exc. ZX3 Electronic Ride Control Suspension	0"	RS999263 <sup>XL</sup>	RS999274 <sup>XL</sup>	RSX17070	RSX17346	RS5263	RS5274
1998-88	2WD C-1500 (½ Ton) w/Rancho RS6243 System	4"	RS999128 <sup>24, XL</sup>	RS999190 <sup>XL</sup>	RSX17041	RSX17045	RS5128	RS5190
1998-88	2WD C-1500 (½ Ton)	0"	RS999166 <sup>24, XL</sup>	RS999190 <sup>XL</sup>	—	RSX17045	RS5166	RS5190
1987	2WD R-10 (½ Ton)	1½"	RS999120 <sup>XL</sup>	RS999118 <sup>XL</sup>	—	RSX17062	RS5120	RS5118
1986-73	2WD C-10 (½ Ton)	1½"	RS999120 <sup>XL</sup>	RS999118 <sup>XL</sup>	—	RSX17062	RS5120	RS5118
1972-67	2WD C-10 (½ Ton) w/rear coil springs	0"	RS999120 <sup>XL</sup>	RS999113 <sup>XL</sup>	—	RSX17061	RS5120	RS5113
1972-63	2WD C-10 (½ Ton) w/ Rear Leaf Spring	1½"	RS999120 <sup>XL</sup>	RS999118 <sup>XL</sup>	—	—	RS5120	RS5118
<b>CHEVROLET — Pickup (¾ Ton) 4 W.D. (Silverado, K &amp; V Models)</b>								
2008-01	4WD Silverado 2500HD (¾ Ton) (9200 GVW) Pickup — Inc. Crew Cab	5-6"	RS999055 <sup>XL</sup>	RS999056 <sup>XL</sup>	—	—	—	—
2008-01	4WD Silverado 2500HD (¾ Ton) (9200 GVW) Pickup w/Rancho RS6548 System — Inc. Crew Cab — Exc. Manual Transmission and All Wheel Drive	4"	RS999289 <sup>XL</sup> RS19289 <sup>PS</sup>	RS999297 <sup>XL</sup> RS19297 <sup>PS</sup>	—	—	RS5289	RS5297
2008-01	4WD Silverado 2500HD (¾ Ton) (9200 GVW) Pickup — Inc. Crew Cab	0"	RS999288 <sup>XL</sup>	RS999274 <sup>XL</sup>	—	—	RS5288	RS5274
2006-99	4WD Silverado 2500 (¾ Ton) (up to 8600 GVW) Pickup — Inc. Crew Cab — Exc. Quadrateer Package or All Wheel Drive	5-6"	RS999055 <sup>XL</sup>	RS999056 <sup>XL</sup>	—	—	—	—
2004-01	4WD Silverado 2500 (¾ Ton) (up to 8600 GVW) Pickup w/Rancho RS6550 System — Inc. Crew Cab — Exc. Quadrateer Package or All Wheel Drive	4"	RS999296 <sup>XL</sup> RS19289 <sup>PS</sup>	RS999297 <sup>XL</sup> RS19297 <sup>PS</sup>	—	—	RS5296	RS5297
2004-99	4WD Silverado 2500 (¾ Ton) (up to 8600 GVW) Pickup — Inc. Crew Cab — Exc. Quadrateer Package	0"	RS999295 <sup>XL</sup>	RS999274 <sup>XL</sup>	RSX17079	RSX17346	RS5295	RS5274
2000-99	4WD Silverado 2500 (¾ Ton) (up to 8600 GVW) Pickup w/Rancho RS6549 System — Exc. All Wheel Drive	4"	RS999296 <sup>XL</sup> RS19289 <sup>PS</sup>	RS999297 <sup>XL</sup> RS19297 <sup>PS</sup>	—	—	RS5296	RS5297
2000-88	4WD K-2500 (¾ Ton)	0"	RS999152 <sub>148, XL</sub>	RS999190 <sup>XL</sup>	RSX17044	RSX17045	RS5152 <sup>148</sup>	RS5190
1998-88	4WD K-2500 (¾ Ton) - 6 Lug w/Rancho RS6543 System	4"	RS999244 <sup>XL</sup>	RS999227 <sup>XL</sup>	RSX17316	RSX17315	RS5244	RS5227
1998-88	4WD K-2500 (¾ Ton) - 8 Lug w/Rancho RS6469 System	2½-4"	RS999001 <sup>02, XL</sup>	RS999227 <sup>XL</sup>	—	—	RS5001	RS5227

# Shocks

YEAR	MODEL	RAISED HEIGHT	RS9000XL		RSX17000		RS5000	
			FRONT	REAR	FRONT	REAR	FRONT	REAR
<b>CHEVROLET</b>								
<b>CHEVROLET — Pickup (¾ Ton) 4 W.D. (Silverado, K &amp; V Models) — Continued</b>								
1998-88	4WD K-2500 (¾ Ton) - 6 Lug w/Rancho RS6427 System	2½"	RS999152 <sup>148,XL</sup>	RS999190 <sup>XL</sup>	—	—	RS5152 <sup>148</sup>	RS5190
1996-88	4WD K-2500 (¾ Ton) - 6 Lug w/Rancho RS6443 System	2½-4"	RS999001 <sup>Q2,XL</sup>	RS999190 <sup>XL</sup>	—	—	RS5001	RS5190
1987	4WD V-20 (¾ Ton) — Exc. O.E. Quad Suspension	2½-4"	RS999001 <sup>Q2,XL</sup>	RS999112 <sup>XL</sup>	—	—	RS5001	RS5112
1987	4WD V-20 (¾ Ton) w/ O.E. Quad Suspension Inner Front (Long Shock) at Lower Mounting (2 Req'd) Outer Front (Short Shock) at Lower Mounting (2 Req'd) Rear	2½-4"	RS999118 <sup>20,Q2,XL</sup> RS999001 <sup>Q2,XL</sup> —	— — RS999112 <sup>XL</sup>	— — —	— — —	RS5118 <sup>20,Q2</sup> RS5001 <sup>Q2</sup> —	— — RS5112
1987	4WD V-20 (¾ Ton) — Exc. O.E. Quad Suspension	0-2"	RS999151 <sup>XL</sup>	RS999118 <sup>XL</sup>	RSX17061	RSX17062	RS5151	RS5118
1987	4WD V-20 (¾ Ton) w/ O.E. Quad Suspension Inner Front (Long Shock) at Lower Mounting (2 Req'd) Outer Front (Short Shock) at Lower Mounting (2 Req'd) Rear	0-2"	RS999113 <sup>20,Q2,XL</sup> RS999151 <sup>Q2,XL</sup> —	— — RS999118 <sup>XL</sup>	— RSX17061 <sup>Q2</sup> —	— — RSX17062	RS5113 <sup>20,Q2</sup> RS5151 <sup>Q2</sup> —	— — RS5118
1986-81	4WD K-20 (¾ Ton) w/ O.E. Quad Suspension Inner Front (Long Shock) at Lower Mounting (2 Req'd) Outer Front (Short Shock) at Lower Mounting (2 Req'd) Rear	2½-4"	RS999118 <sup>20,Q2,XL</sup> RS999001 <sup>Q2,XL</sup> —	— — RS999112 <sup>XL</sup>	— — —	— — —	RS5118 <sup>20,Q2</sup> RS5001 <sup>Q2</sup> —	— — RS5112
1986-81	4WD K-20 (¾ Ton) w/ O.E. Quad Suspension Inner Front (Long Shock) at Lower Mounting (2 Req'd) Outer Front (Short Shock) at Lower Mounting (2 Req'd) Rear	0-2"	RS999113 <sup>20,Q2,XL</sup> RS999151 <sup>Q2,XL</sup> —	— — RS999118 <sup>XL</sup>	— RSX17061 <sup>Q2</sup> —	— — RSX17062	RS5113 <sup>20,Q2</sup> RS5151 <sup>Q2</sup> —	— — RS5118
1986-80	4WD K-20 (¾ Ton) — Exc. O.E. Quad Suspension	2½-4"	RS999001 <sup>Q2,XL</sup>	RS999112 <sup>XL</sup>	—	—	RS5001	RS5112
1986-80	4WD K-20 (¾ Ton) — Exc. O.E. Quad Suspension	0-2"	RS999151 <sup>XL</sup>	RS999118 <sup>XL</sup>	RSX17061	RSX17062	RS5151	RS5118
1980-73	4WD K-20 (¾ Ton)	0-2"	RS999151 <sup>XL</sup>	RS999118 <sup>XL</sup>	RSX17061	RSX17062	RS5151	RS5118
1980-69	4WD K-20 (¾ Ton)	2½-4"	RS999001 <sup>Q2,XL</sup>	RS999112 <sup>XL</sup>	—	—	RS5001	RS5112
1972-69	4WD K-20 (¾ Ton)	0-2"	RS999151 <sup>XL</sup>	RS999118 <sup>XL</sup>	—	—	RS5151	RS5118
1968-67	4WD K-20 (¾ Ton)	3-4"	—	RS999112 <sup>XL</sup>	—	—	—	RS5112
<b>CHEVROLET — Pickup (¾ Ton) 2 W.D. (Silverado, C &amp; R Models)</b>								
2008-01	2WD Silverado 2500HD (¾ Ton) (9200 GVW) Pickup — Inc. Crew Cab	5-6"	RS999055 <sup>XL</sup>	RS999056 <sup>XL</sup>	—	—	—	—
2008-01	2WD Silverado 2500HD (¾ Ton) (9200 GVW) Pickup — Inc. Crew Cab	4"	RS999289 <sup>XL</sup> RS19289 <sup>PS</sup>	RS999297 <sup>XL</sup> RS19297 <sup>PS</sup>	—	—	RS5289	RS5297
2008-01	2WD Silverado 2500HD (¾ Ton) (9200 GVW) Pickup — Inc. Crew Cab	0"	RS999288 <sup>XL</sup>	RS999274 <sup>XL</sup>	—	—	RS5288	RS5274

Q2 Qty. Req. 2

YEAR	MODEL	RAISED HEIGHT	RS9000XL		RSX17000		RS5000	
			FRONT	REAR	FRONT	REAR	FRONT	REAR
<b>CHEVROLET</b>								
<b>CHEVROLET — Pickup (¾ Ton) 2 W.D. (Silverado, C &amp; R Models) — Continued</b>								
2004-99	2WD Silverado 2500 (¾ Ton) (up to 8600 GVW) Pickup — Inc. Crew Cab — Exc. Quadrasteer Package	0"	RS999263 <sup>XL</sup>	RS999274 <sup>XL</sup>	RSX17070	RSX17346	RS5263	RS5274
2000-88	2WD C-2500 (¾ Ton)	0"	RS999166 <sup>24, XL</sup>	RS999190 <sup>XL</sup>	—	RSX17045	RS5166	RS5190
1998-88	2WD C-2500 (¾ Ton) w/Rancho RS6243 System	4"	RS999128 <sup>24, XL</sup>	RS999190 <sup>XL</sup>	RSX17041	RSX17045	RS5128	RS5190
1989-87	2WD R-20, R-2500 (¾ Ton)	1½"	RS999120 <sup>XL</sup>	RS999118 <sup>XL</sup>	—	RSX17062	RS5120	RS5118
1986-73	2WD C-20 (¾ Ton)	1½"	RS999120 <sup>XL</sup>	RS999118 <sup>XL</sup>	—	RSX17062	RS5120	RS5118
1972-67	2WD C-20 (¾ Ton) w/rear coil springs	0"	RS999120 <sup>XL</sup>	RS999113 <sup>XL</sup>	—	RSX17061	RS5120	RS5113
1972-63	2WD C-20 (¾ Ton) w/ Rear Leaf Spring	1½"	RS999120 <sup>XL</sup>	RS999118 <sup>XL</sup>	—	—	RS5120	RS5118
<b>CHEVROLET — Pickup (1 Ton) 4 W.D. (Silverado, K &amp; V Models)</b>								
2008-01	4WD Silverado 3500 (1 Ton) (11400 GVW) Pickup — Inc. Chassis Cab	0"	RS999288 <sup>XL</sup>	RS999262 <sup>XL</sup>	—	—	RS5288	RS5262
2000-88	4WD K-3500 (1 Ton)	0"	RS999150 <sup>XL</sup>	RS999190 <sup>XL</sup>	—	—	RS5150	RS5190
1999-88	4WD K-3500 (1 Ton) w/Rancho RS6469 System	4"	RS999001 <sup>02, XL</sup>	RS999227 <sup>XL</sup>	—	—	RS5001	RS5227
1991-87	4WD V-30, V-3500 (1 Ton)	2½-4"	RS999001 <sup>02, XL</sup>	—	—	—	RS5001	RS5134
1991-87	4WD V-30, V-3500 (1 Ton)	0-2"	RS999151 <sup>XL</sup>	—	—	—	RS5151	RS5132
1986-77	4WD K-30 (1 Ton)	2½-4"	RS999001 <sup>02, XL</sup>	—	—	—	RS5001	RS5134
1986-77	4WD K-30 (1 Ton)	0-2"	RS999151 <sup>XL</sup>	—	—	—	RS5151	RS5132
1968-67	4WD K-30 (1 Ton)	3-4"	—	RS999112 <sup>XL</sup>	—	—	—	RS5112
<b>CHEVROLET — Pickup (1 Ton) 2 W.D. (Silverado, C &amp; R Models)</b>								
2008-01	2WD Silverado 3500 (1 Ton) (11400 GVW) Pickup w/ Ind. Front Susp. — Inc. Chassis Cab	0"	RS999288 <sup>XL</sup>	RS999262 <sup>XL</sup>	—	—	RS5288	RS5262
2000-92	2WD C-3500 (1Ton) Crew Cab	0"	RS999166 <sup>24, XL</sup>	RS999190 <sup>XL</sup>	—	—	RS5166	RS5190
2000-87	2WD C-3500 (1 Ton) — Exc. Crew Cab & 3500HD Models	0"	RS999166 <sup>24, XL</sup>	RS999190 <sup>XL</sup>	—	—	RS5166	RS5190
1991-87	2WD R-30, R-3500 (1 Ton) — Inc. Crew Cab	0"	RS999120 <sup>XL</sup>	RS999118 <sup>XL</sup>	—	—	RS5120	RS5118
1986-73	2WD C-30 (1 Ton) — Inc. Crew Cab	0"	RS999120 <sup>XL</sup>	RS999118 <sup>XL</sup>	—	—	RS5120	RS5118
1972-67	2WD C-30 (1 Ton) w/157" W.B. w/rear coil springs	0"	RS999120 <sup>XL</sup>	RS999113 <sup>XL</sup>	—	—	RS5120	RS5113
1972-63	2WD C-30 (1 Ton) w/ Rear Leaf Spring	0"	RS999120 <sup>XL</sup>	RS999118 <sup>XL</sup>	—	—	RS5120	RS5118
<b>CHEVROLET — Pickup LUV (Light Duty) 4 W.D.</b>								
1983-79	4WD Luv Mini Pickup	0-2"	—	—	—	—	RS5605 <sup>70</sup>	RS5113
<b>CHEVROLET — Pickup LUV (Light Duty) 2 W.D.</b>								
1983-72	2WD Luv Mini	0-2"	—	—	—	—	RS5605 <sup>70</sup>	RS5113
<b>CHEVROLET — Pickup Colorado 4 W.D.</b>								
2008-04	4WD Colorado w/ Rancho RS6559B	4"	—	—	—	—	RS5610	RS5325
2008-04	4WD Colorado	0"	RS999300 <sup>XL</sup>	RS999301 <sup>XL</sup>	—	—	RS5300	RS5301
<b>CHEVROLET — Pickup Colorado 2 W.D.</b>								
2008-04	Colorado Torsion Bar Front Suspension w/ Z71 Off-Road Package w/ Rancho RS6559B	4"	—	—	—	—	RS5610	RS5325
2008-04	2WD Colorado Coil Spring Front Suspension — Exc. Z71 Off-Road Package	0"	—	RS999299 <sup>XL</sup>	—	—	RS5770	RS5299

# Shocks

YEAR	MODEL	RAISED HEIGHT	RS9000XL		RSX17000		RS5000	
			FRONT	REAR	FRONT	REAR	FRONT	REAR
<b>CHEVROLET</b>								
<b>CHEVROLET — Pickup Colorado 2 W.D. — Continued</b>								
2008-04	2WD Colorado Torsion Bar Front Suspension w/ Z71 Off-Road Package	0"	RS999300 <sup>XL</sup>	RS999301 <sup>XL</sup>	—	—	RS5300	RS5301
<b>CHEVROLET — Pickup S-Models (Light Duty) 4 W.D.</b>								
2004-83	4WD S-10 Mid Size — Inc. Sport Package — Exc. ZR2 Wide Stance or Highrider Package	0"	RS999123 <sup>XL</sup>	RS999124 <sup>XL</sup>	RSX17000	RSX17001	RS5123	RS5124
2003-94	4WD S-10 Mid Size w/ ZR2 Wide Stance or Highrider Package — Inc. Sport Package	0"	RS999123 <sup>XL</sup>	RS999190 <sup>XL</sup>	RSX17000	RSX17045	RS5123	RS5190
1993-83	4WD S-10 Mid Size w/Rancho RS6438 System	3"	RS999118 <sup>XL</sup>	RS999124 <sup>XL</sup>	—	—	RS5118	RS5124
<b>CHEVROLET — Pickup S-Models (Light Duty) 2 W.D.</b>								
2003-82	2WD S-10 Mid Size	0-2"	—	RS999124 <sup>XL</sup>	—	RSX17001	RS5222	RS5124
<b>CHEVROLET — SSR</b>								
2006-03	SSR w/ Rear Coil Spring Suspension	0"	—	—	RSX17512	RSX17082	—	—
<b>CHEVROLET — Suburban 4 W.D.</b>								
2008-07	4WD Suburban (½ Ton) w/ Automatic Transmission w/ Rancho RS6562B or RS6582B — Exc. All Wheel Drive, Autoride (Elec) & Air Leveling Suspensions	4"	RS999786 <sup>XL</sup>	RS999274 <sup>XL</sup>	—	—	RS5786•	RS5274
2008-07	4WD Suburban (½ Ton) w/ Autoride Suspension w/ Rancho RS6582B	4"	RS999799 <sup>XL</sup>	—	—	—	—	—
2008-07	4WD Suburban (½ Ton) — Exc. Z55 Autoride Suspension or ZW7 Premium Smooth Ride Suspension (Self-Leveling Suspension Nivomat)	0"	RS999784 <sup>XL</sup>	RS999262 <sup>XL</sup>	—	—	RS5784•	RS5262
2008-00	4WD Suburban (¾ Ton) — Exc. Models w/ Z55 Autoride Suspension or QuadraSteer Package or All Wheel Drive	5-6"	RS999055 <sup>XL</sup>	RS999056 <sup>XL</sup>	—	—	—	—
2008-00	4WD Suburban (¾ Ton) w/Rancho RS6551 System — Exc. Models w/ Z55 Autoride Suspension or QuadraSteer Package or All Wheel Drive	4"	RS999296 <sup>XL</sup> RS19289 <sup>PS</sup>	RS999297 <sup>XL</sup> RS19297 <sup>PS</sup>	—	—	RS5296	RS5297
2008-00	4WD Suburban (¾ Ton) — Exc. Z55 Autoride Suspension or QuadraSteer Package	0"	RS999295 <sup>XL</sup>	RS999262 <sup>XL</sup>	RSX17079	RSX17032	RS5295	RS5262
2006-00	4WD Suburban (½ Ton) — Exc. Models w/ Z55 Autoride Suspension or ZW7 Premium Smooth Ride Suspension (Self-Leveling Suspension Nivomat) or All Wheel Drive	5-6"	RS999057 <sup>XL</sup>	RS999058 <sup>XL</sup>	—	—	—	—
2006-00	4WD Suburban (½ Ton) w/Rancho RS6546 or RS6547 System — Exc. Models w/ Z55 Autoride Suspension or ZW7 Premium Smooth Ride Suspension (Self-Leveling Suspension Nivomat)	4"	RS999268 <sup>XL</sup> RS19268 <sup>PS</sup>	RS999274 <sup>XL</sup>	RSX17337	RSX17346	RS5268	RS5274
2006-00	4WD Suburban (½ Ton) — Exc. Z55 Autoride Suspension or ZW7 Premium Smooth Ride Suspension (Self-Leveling Suspension Nivomat)	0"	RS999265 <sup>XL</sup>	RS999262 <sup>XL</sup>	RSX17068	RSX17032	RS5265	RS5262
1999-92	4WD Suburban (½ Ton)	5-6"	RS999059 <sup>XL</sup>	RS999060 <sup>XL</sup>	—	—	—	—
1999-92	4WD Suburban (½ Ton) w/Rancho RS6568 System	4"	RS999244 <sup>XL</sup>	RS999227 <sup>XL</sup>	RSX17316	RSX17315	RS5244	RS5227



YEAR	MODEL	RAISED HEIGHT	RS9000XL		RSX17000		RS5000	
			FRONT	REAR	FRONT	REAR	FRONT	REAR

**CHEVROLET**

**CHEVROLET — Suburban 4 W.D. — Continued**

1999-92	4WD Suburban (½ Ton) w/Rancho RS6466 System	2½"	RS999152 <sup>XL</sup>	RS999190 <sup>XL</sup>	—	—	RS5152	RS5190
1999-92	4WD Suburban	0-1"	RS999150 <sup>148,XL</sup>	RS999124 <sup>XL</sup>	RSX17044	RSX17048	RS5150 <sup>148</sup>	RS5124
1998-92	4WD Suburban (¾ Ton) w/Rancho RS6469 System	2½-4"	RS999001 <sup>Q2,XL</sup>	RS999227 <sup>XL</sup>	—	—	RS5001	RS5227
1991-81	4WD Suburban w/ O.E. Quad Suspension							
	Inner Front (Long Shock) at Lower Mounting (2 Reqd)	2½-4"	RS999118 <sup>20,Q2,XL</sup>	—	—	—	RS5118 <sup>20,Q2</sup>	—
	Outer Front (Short Shock) at Lower Mounting (2 Reqd)		RS999001 <sup>Q2,XL</sup>	—	—	—	RS5001 <sup>Q2</sup>	—
	Rear		—	RS999112 <sup>XL</sup>	—	—	—	RS5112
1991-81	4WD Suburban — Exc. O.E. Quad Suspension	2½-4"	RS999001 <sup>Q2,XL</sup>	RS999112 <sup>XL</sup>	—	—	RS5001	RS5112
1991-81	4WD Suburban w/ O.E. Quad Suspension							
	Inner Front (Long Shock) at Lower Mounting (2 Reqd)	0-2"	RS999113 <sup>20,Q2,XL</sup>	—	—	—	RS5113 <sup>20,Q2</sup>	—
	Outer Front (Short Shock) at Lower Mounting (2 Reqd)		RS999151 <sup>Q2,XL</sup>	—	RSX17061 <sup>Q2</sup>	—	RS5151 <sup>Q2</sup>	—
	Rear		—	RS999118 <sup>XL</sup>	—	RSX17062	—	RS5118
1991-81	4WD Suburban — Exc. O.E. Quad Suspension	0-2"	RS999151 <sup>XL</sup>	RS999118 <sup>XL</sup>	RSX17061	RSX17062	RS5151	RS5118
1980-73	4WD Suburban	0-2"	RS999151 <sup>XL</sup>	RS999118 <sup>XL</sup>	RSX17061	RSX17062	RS5151	RS5118
1980-69	4WD Suburban	2½-4"	RS999001 <sup>Q2,XL</sup>	RS999112 <sup>XL</sup>	—	—	RS5001	RS5112
1972-69	4WD Suburban	0-2"	RS999151 <sup>XL</sup>	RS999118 <sup>XL</sup>	—	—	RS5151	RS5118
1968-67	4WD Suburban w/Rancho System	4"	—	RS999112 <sup>XL</sup>	—	—	—	RS5112

**CHEVROLET — Suburban 2 W.D.**

2008-07	2WD Suburban (½ Ton) w/ Rancho RS6562B or RS6582B	4"	RS999786 <sup>XL</sup>	RS999274 <sup>XL</sup>	—	—	RS5786•	RS5274
2008-07	2WD Suburban (¾ Ton) Torsion Bar Front Suspension — Exc. Models w/ Z55 Autoride Suspension or Quadrasteer Package	0"	RS999295 <sup>XL</sup>	RS999262 <sup>XL</sup>	RSX17074	RSX17074	RS5295	RS5262
2007	2WD Suburban (½ Ton) — Exc. Z55 Autoride Suspension or ZW7 Premium Smooth Ride Suspension (Self-Leveling Suspension Nivomat)	0"	RS999784 <sup>XL</sup>	RS999262 <sup>XL</sup>	—	—	RS5784•	RS5262
2006-01	2WD Suburban (¾ Ton) w/Rancho RS6551 System — Exc. Z55 Autoride Suspension or Quadrasteer Package	4"	RS999296 <sup>XL</sup> RS19289 <sup>PS</sup>	RS999297 <sup>XL</sup> RS19297 <sup>PS</sup>	—	—	RS5296	RS5297
2006-00	2WD Suburban (½ Ton) — Exc. Z55 Autoride Suspension or ZW7 Premium Smooth Ride Suspension (Self-Leveling Suspension Nivomat)	0"	RS999265 <sup>XL</sup>	RS999262 <sup>XL</sup>	RSX17068	RSX17032	RS5265	RS5262
2006-00	2WD Suburban (¾ Ton) Coil Spring Front Suspension — Exc. Z55 Autoride Suspension or Quadrasteer Package	0"	RS999263 <sup>XL</sup>	RS999262 <sup>XL</sup>	RSX17070	RSX17032	RS5263	RS5262
2001-00	2WD Suburban (½ Ton) w/Rancho RS6246 System — Exc. Z55 Autoride Suspension	4"	RS999268 <sup>XL</sup> RS19268 <sup>PS</sup>	RS999274 <sup>XL</sup>	RSX17337	RSX17346	RS5268	RS5274
1999-92	2WD Suburban w/Rancho RS6267 System	4"	RS999128 <sup>24,XL</sup>	RS999190 <sup>XL</sup>	RSX17041	RSX17045	RS5128	RS5190

# Shocks

YEAR	MODEL	RAISED HEIGHT	RS9000XL		RSX17000		RS5000	
			FRONT	REAR	FRONT	REAR	FRONT	REAR
<b>CHEVROLET</b>								
<b>CHEVROLET — Suburban 2 W.D. — Continued</b>								
1999-92	2WD Suburban	0-1"	RS999166 <sup>24</sup> <sub>XL</sub>	—	—	—	RS5166	RS5193
1991-73	2WD Suburban	1½"	RS999120 <sup>XL</sup>	RS999118 <sup>XL</sup>	—	RSX17062	RS5120	RS5118
1972-67	2WD Suburban	1½"	RS999120 <sup>XL</sup>	RS999118 <sup>XL</sup>	—	RSX17061	RS5120	RS5118
1966-63	2WD Suburban	1½"	RS999120 <sup>XL</sup>	RS999118 <sup>XL</sup>	—	—	RS5120	RS5118
<b>CHEVROLET — Tahoe 4 W.D.</b>								
2008-07	4WD Tahoe 4 Door w/Rancho RS6562B or RS6582B System — Exc. Autoride (Elec.) & Air Leveling Suspensions	4"	RS999786 <sup>XL</sup>	RS999274 <sup>XL</sup>	—	—	RS5786•	RS5274
2008-07	4WD Tahoe 4 Door w/ Autoride (Elec.) & Air Leveling Suspension w/ Rancho RS6582B	4"	RS999799 <sup>XL</sup>	—	—	—	—	—
2008-07	4WD Tahoe (½ Ton) — Exc. Autoride (Elec.) & Air Leveling Suspensions	0"	RS999784 <sup>XL</sup>	RS999262 <sup>XL</sup>	—	—	RS5784•	RS5262
2006-00	4WD Tahoe 4 Door — Exc. Models w/ Z55 Autoride Suspension or ZW7 Premium Smooth Ride Suspension (Self-Leveling Suspension Nivomat)	5-6"	RS999057 <sup>XL</sup>	RS999058 <sup>XL</sup>	—	—	—	—
2006-00	4WD Tahoe 4 Door w/Rancho RS6547 System — Exc. Models w/ Z55 Autoride Suspension or ZW7 Premium Smooth Ride Suspension (Self-Leveling Suspension Nivomat)	4"	RS999268 <sup>XL</sup> RS19268 <sup>PS</sup>	RS999274 <sup>XL</sup>	RSX17337	RSX17346	RS5268	RS5274
2006-00	4WD Tahoe 4 Door — Exc. Z55 Autoride Suspension or ZW7 Premium Smooth Ride Suspension (Self-Leveling Suspension Nivomat)	0"	RS999265 <sup>XL</sup>	RS999262 <sup>XL</sup>	RSX17068	RSX17032	RS5265	RS5262
1999-95	4WD Tahoe 2 Door & 4 Door	5-6"	RS999059 <sup>XL</sup>	RS999060 <sup>XL</sup>	—	—	—	—
1999-95	4WD Tahoe 2 Door w/Rancho RS6568 System	4"	RS999244 <sup>XL</sup>	RS999227 <sup>XL</sup>	RSX17316	RSX17315	RS5244	RS5227
1999-95	4WD Tahoe 2 Door w/Rancho RS6468 System	4"	RS999001 <sup>Q2</sup> <sub>XL</sub>	RS999190 <sup>XL</sup>	—	—	RS5001	RS5190
1999-95	4WD Tahoe 4 Door w/Rancho RS6555 System	4"	RS999244 <sup>XL</sup>	RS999227 <sup>XL</sup>	RSX17316	RSX17315	RS5244	RS5227
1999-95	4WD Tahoe 4 Door w/Rancho RS6455 System	4"	RS999001 <sup>Q2</sup> <sub>XL</sub>	RS999190 <sup>XL</sup>	—	—	RS5001	RS5190
1999-95	4WD Tahoe 2 Door w/Rancho RS6426 System	2½"	RS999152 <sup>XL</sup>	RS999190 <sup>XL</sup>	—	—	RS5152	RS5190
1999-95	4WD Tahoe 2 Door	0-1"	RS999150 <sup>XL</sup>	RS999124 <sup>XL</sup>	RSX17044	—	RS5150	RS5124
1999-95	4WD Tahoe 4 Door	0-1"	RS999152 <sup>XL</sup>	RS999124 <sup>XL</sup>	RSX17044	RSX17048	RS5152	RS5124
<b>CHEVROLET — Tahoe 2 W.D.</b>								
2008-07	2WD Tahoe (½ Ton) w/ Autoride (Elec.) & Air Leveling Suspension w/ Rancho RS6582B	4"	RS999799 <sup>XL</sup>	—	—	—	—	—
2008-07	2WD Tahoe (½ Ton) w/ Rancho RS6562B or RS6582B	4"	RS999786 <sup>XL</sup>	RS999274 <sup>XL</sup>	—	—	RS5786•	RS5274
2008-07	2WD Tahoe 4 Door — Exc. Z55 Autoride Suspension or ZW7 Premium Smooth Ride Suspension (Self-Leveling Suspension Nivomat)	0"	RS999784 <sup>XL</sup>	RS999262 <sup>XL</sup>	—	—	RS5784•	RS5262
2006-00	2WD Tahoe 4 Door — Exc. Z55 Autoride Suspension or ZW7 Premium Smooth Ride Suspension (Self-Leveling Suspension Nivomat)	0"	RS999265 <sup>XL</sup>	RS999262 <sup>XL</sup>	RSX17068	RSX17032	RS5265	RS5262

Q2 Qty. Req. 2

YEAR	MODEL	RAISED HEIGHT	RS9000XL		RSX17000		RS5000	
			FRONT	REAR	FRONT	REAR	FRONT	REAR

## CHEVROLET

### CHEVROLET — Tahoe 2 W.D. — Continued

2002-00	2WD Tahoe 4 Door w/Rancho RS6246 System — Exc. Z55 Autoride Suspension or ZW7 Premium Smooth Ride Suspension (Self-Leveling Suspension Nivomat)	4"	RS999268 <sup>XL</sup> RS19268 <sup>PS</sup>	RS999274 <sup>XL</sup>	RSX17337	RSX17346	RS5268	RS5274
1999-95	2WD Tahoe 4 Door w/Rancho RS6267 System	4"	RS999128 <sup>24, XL</sup>	RS999190 <sup>XL</sup>	RSX17041	RSX17045	RS5128	RS5190
1999-95	2WD Tahoe 2 Door	0-1"	RS999166 <sup>24, XL</sup>	RS999124 <sup>XL</sup>	—	—	RS5166	RS5124
1999-95	2WD Tahoe 4 Door	0-1"	RS999166 <sup>24, XL</sup>	—	—	—	RS5166	RS5193

### CHEVROLET — Trailblazer

2006-02	Trailblazer w/ Rear Air Spring Suspension	0"	—	—	RSX17512	RSX17081	—	—
2006-02	Trailblazer w/ Rear Coil Spring Suspension	0"	—	—	RSX17512	RSX17082	—	—

### CHEVROLET — Van Astro (Mini) AWD

2005-90	AWD Astro Van	0"	RS999150 <sup>148, XL</sup>	RS999147 <sup>XL</sup>	—	—	RS5150 <sup>148</sup>	RS5147
---------	---------------	----	-----------------------------	------------------------	---	---	-----------------------	--------

### CHEVROLET — Van Astro (Mini) 2 W.D.

2005-85	2WD Astro Van	0"	—	RS999147 <sup>XL</sup>	—	—	—	RS5147
---------	---------------	----	---	------------------------	---	---	---	--------

### CHEVROLET — Van (½ Ton) Express & G Models - Inc. Sportvan

1995-70	G-10 (½ Ton)	0"	RS999120 <sup>XL</sup>	RS999113 <sup>XL</sup>	—	—	RS5120	RS5113
1990-73	G-10 (½ Ton) w/Rancho System	1½"	RS999120 <sup>XL</sup>	RS999118 <sup>XL</sup>	—	—	RS5120	RS5118
1969-64	G-10 (½ Ton)	0"	RS999114 <sup>XL</sup>	RS999118 <sup>XL</sup>	—	—	RS5114	RS5118

### CHEVROLET — Van (¾ Ton) Express & G Models - Inc. Sportvan

1995-70	G-20 (¾ Ton)	0"	RS999120 <sup>XL</sup>	RS999113 <sup>XL</sup>	—	—	RS5120	RS5113
1990-73	G-20 (¾ Ton) w/Rancho System	1½"	RS999120 <sup>XL</sup>	RS999118 <sup>XL</sup>	—	—	RS5120	RS5118
1969-64	G-20 (¾ Ton)	0"	RS999114 <sup>XL</sup>	RS999118 <sup>XL</sup>	—	—	RS5114	RS5118

### CHEVROLET — Van (1 Ton) Express & G Models - Inc. Sportvan

1995-92	G-30 (1 Ton) — Exc. Chopped Van w/ Dual Rear Wheels	0"	RS999120 <sup>XL</sup>	RS999116 <sup>XL</sup>	—	—	RS5120	RS5116
1991-70	G-30 (1 Ton) — Exc. Chopped Van w/ Dual Rear Wheels	0"	RS999120 <sup>XL</sup>	RS999113 <sup>XL</sup>	—	—	RS5120	RS5113

## DAIHATSU

### DAIHATSU — Feroza 4 W.D.

1990-89	Feroza	0-1"	—	RS999136 <sup>XL</sup>	—	—	RS5605	RS5136
---------	--------	------	---	------------------------	---	---	--------	--------

### DAIHATSU — Rocky

1990-82	Rocky (USA)	0-1"	RS999136 <sup>XL</sup>	—	—	—	RS5136	—
---------	-------------	------	------------------------	---	---	---	--------	---

### DAIHATSU — Taft 4 W.D.

1982-74	Taft	0-1"	RS999119 <sup>XL</sup>	RS999119 <sup>XL</sup>	—	—	RS5119	RS5119
---------	------	------	------------------------	------------------------	---	---	--------	--------

## DODGE

### DODGE — Durango 4 W.D.

2006-04	4WD Durango	0"	—	—	RSX17085	RSX17086	—	—
2003-98	4WD Durango	0"	RS999029 <sup>XL</sup>	RS999248 <sup>XL</sup>	RSX17010	RSX17004	RS5029	RS5248

# Shocks

YEAR	MODEL	RAISED HEIGHT	RS9000XL		RSX17000		RS5000	
			FRONT	REAR	FRONT	REAR	FRONT	REAR
<b>DODGE</b>								
<b>DODGE — Durango 4 W.D. — Continued</b>								
2002-00	4WD Durango w/Rancho RS6561 System — Exc. All Wheel Drive	3"	RS999136 <sup>XL</sup>	RS999010 <sup>XL</sup>	RSX17305	RSX17306	RS5136	RS5010
1999-98	4WD Durango w/Rancho RS6591 System — Exc. All Wheel Drive	3"	RS999136 <sup>XL</sup>	RS999010 <sup>XL</sup>	RSX17305	RSX17306	RS5136	RS5010
<b>DODGE — Durango 2 W.D.</b>								
2006-04	2WD Durango	0"	—	—	RSX17085	RSX17086	—	—
2003-99	2WD Durango	0"	—	—	—	—	RS5609	RS5147
<b>DODGE — Pickup (½ Ton) 4 W.D. (Ram 1500 &amp; W Models)</b>								
2008-06	4WD Ram 1500 (½ Ton) w/Rancho RS6581B System — Exc. All Wheel Drive	4"	RS999789 <sup>XL</sup>	RS999297 <sup>XL</sup>	—	—	RS5789	RS5297
2008-06	4WD Ram 1500 Mega Cab Hemi 5.7L (½ Ton) w/ Rancho RS6579B System	4"	RS999317 <sup>XL</sup>	RS999269 <sup>XL</sup>	—	—	RS5317	—
2008-06	4WD Ram 1500 (½ Ton) — Exc. All Wheel Drive	0"	RS999788 <sup>XL</sup>	RS999274 <sup>XL</sup>	—	—	RS5788	RS5274
2007-06	4WD Ram 1500 Mega Cab[SP01]]	0"	RS999221 <sup>XL</sup>	RS999269 <sup>XL</sup>	—	—	RS5221	RS5269
2005-02	4WD Ram 1500 (½ Ton) — Exc. All Wheel Drive	5-6"	RS999280 <sup>XL</sup>	RS999056 <sup>XL</sup>	—	—	—	—
2005-02	4WD Ram 1500 (½ Ton) w/Rancho RS6572 or RS6573 Systems — Exc. All Wheel Drive	4"	RS999283 <sup>XL</sup> RS19283 <sup>PS</sup>	RS999297 <sup>XL</sup> RS19297 <sup>PS</sup>	—	—	RS5283	RS5297
2005-02	4WD Ram 1500 (½ Ton)	0"	RS999282 <sup>XL</sup>	RS999274 <sup>XL</sup>	—	—	RS5282	RS5274
2001-00	4WD Ram 1500 (½ Ton) w/ Off Road Package	0"	RS999221 <sup>XL</sup>	RS999198 <sup>XL</sup>	RSX17308	RSX17069	RS5221	RS5198
2001-94	4WD Ram 1500 (½ Ton) w/Rancho RS6475 or RS6575 System w/o Dual Shocks — Exc. Off-Road Package	2-3"	RS999221 <sup>XL</sup>	RS999198 <sup>XL</sup>	RSX17308	RSX17346	RS5221	RS5198
2001-94	4WD Ram 1500 (½ Ton) w/Rancho RS6565 or RS6445 System w/Dual Shocks — Exc. Off-Road Package							
	Rear	2-3"	—	RS999198 <sup>XL</sup>	—	RSX17346	—	RS5198
	Front Add-On Position	—	RS999008 <sup>02, XL</sup>	—	—	—	RS5008 <sup>02</sup>	—
	Front OEM Position	—	RS999221 <sup>02, XL</sup>	—	RSX17308 <sup>02</sup>	—	RS5221 <sup>02</sup>	—
2001-94	4WD Ram 1500 (½ Ton) — Exc. Off-Road Package	0"	RS999197 <sup>XL</sup>	RS999262 <sup>XL</sup>	RSX17033	RSX17032	RS5197	RS5262
1993-76	4WD W100, W150 (½ Ton) — Inc. Turbo Diesel	0-2"	—	RS999005 <sup>XL</sup>	—	—	RS5111	RS5005
1993-72	4WD W100, W150 (½ Ton) — Inc. Turbo Diesel	2½-4"	RS999114 <sup>XL</sup>	RS999005 <sup>XL</sup>	—	—	RS5114	RS5005
1975-72	4WD W100 (½ Ton)	0"	—	RS999005 <sup>XL</sup>	—	—	RS5111	RS5005
1971-61	4WD W100 (½ Ton)	2½-4"	RS999114 <sup>XL</sup>	RS999116 <sup>23, XL</sup>	—	—	RS5114	RS5116 <sup>23</sup>
1971-61	4WD W100 (½ Ton) w/Rancho System	1½"	—	RS999143 <sup>23, XL</sup>	—	—	RS5111	RS5143 <sup>23</sup>
1971-61	4WD W100 (½ Ton)	0"	—	RS999118 <sup>23, XL</sup>	—	—	RS5111	RS5118 <sup>23</sup>
<b>DODGE — Pickup (½ Ton) 2 W.D. (Ram 1500 &amp; D Models)</b>								
2008-02	2WD Ram 1500 (½ Ton) — Exc. Mega Cab	0"	RS999281 <sup>XL</sup>	RS999274 <sup>XL</sup>	—	—	RS5281	RS5274
2001-94	2WD Ram 1500 (½ Ton)	0"	RS999195 <sup>XL</sup>	RS999262 <sup>XL</sup>	—	RSX17032	RS5195	RS5262
2000	2WD Ram 1500 (½ Ton) w/Rancho RS6275 System	4"	RS999276 <sup>XL</sup>	RS999112 <sup>XL</sup>	—	—	—	RS5112

Q2 Qty. Req. 2

YEAR	MODEL	RAISED HEIGHT	RS9000XL		RSX17000		RS5000	
			FRONT	REAR	FRONT	REAR	FRONT	REAR
<b>DODGE</b>								
<b>DODGE — Pickup (½ Ton) 2 W.D. (Ram 1500 &amp; D Models) — Continued</b>								
1999-94	2WD Ram 1500 (½ Ton) w/Rancho RS6274 System	4"	RS999276 <sup>XL</sup>	RS999112 <sup>XL</sup>	—	—	—	RS5112
1993-72	2WD D100, D150 (½ Ton)	0-2"	—	RS999116 <sup>23, XL</sup>	—	—	RS5199 <sup>24</sup>	RS5116 <sup>23</sup>
1971-61	2WD D100 (½ Ton)	0-2"	RS999114 <sup>XL</sup>	RS999116 <sup>23, XL</sup>	—	—	RS5114	RS5116 <sup>23</sup>
<b>DODGE — Pickup (¾ Ton) 4 W.D. (Ram 2500 &amp; W Models)</b>								
2008-05	4WD Power Wagon 2500 w/Rancho RS6577B	4"	RS999317 <sup>XL</sup>	RS999056 <sup>XL</sup>	—	—	RS5317	RS5056
2008-05	4WD Power Wagon 2500	0"	RS999044 <sup>XL</sup>	RS999058 <sup>XL</sup>	—	—	—	—
2008-03	4WD Ram 2500 (¾ Ton) w/Rancho RS6579B Inc. Mega, Reg, Std Cab pickups	4"	RS999317 <sup>XL</sup>	RS999056 <sup>XL</sup>	—	—	RS5317	RS5056
2008-03	4WD Ram 2500 (¾ Ton) w/Rancho RS6576 System — Exc. All Wheel Drive	2"	RS999044 <sup>XL</sup>	RS999269 <sup>XL</sup> RS19269 <sup>PS</sup>	—	—	RS5044	RS5269
2008-03	4WD Ram 2500 (¾ Ton) — Exc. Power Wagon	0"	RS999221 <sup>XL</sup>	RS999269 <sup>XL</sup> RS19269 <sup>PS</sup>	—	—	RS5221	RS5269
2002-94	4WD Ram 2500 (¾ Ton) w/Rancho RS6576 or RS6476 System w/o Dual Shocks w/ 8800 GVW — Exc. Snow Plow Prep Package	2"	RS999044 <sup>XL</sup>	RS999274 <sup>XL</sup>	—	—	RS5044	RS5274
2002-94	4WD Ram 2500 (¾ Ton) w/Rancho RS6566 or RS6446 System w/Dual Shocks w/ 8800 GVW — Exc. Snow Plow Prep Package							
	Rear	2"	—	RS999274 <sup>XL</sup>	—	—	—	RS5274
	Front Add-On Position		RS999008 <sup>02, XL</sup>	—	—	—	RS5008 <sup>02</sup>	—
	Front OEM Position		RS999044 <sup>02, XL</sup>	—	—	—	RS5044 <sup>02</sup>	—
2002-94	4WD Ram 2500 (¾ Ton) w/ 8800 GVW — Exc. Snow Plow Prep Package	0"	RS999221 <sup>XL</sup>	RS999274 <sup>XL</sup>	—	—	RS5221	RS5274
1996-94	4WD Ram 2500 (¾ Ton) w/Rancho RS6476 System w/o Dual Shock w/ 7700 GVW	2"	RS999221 <sup>XL</sup>	RS999198 <sup>XL</sup>	RSX17308	RSX17346	RS5221	RS5198
1996-94	4WD Ram 2500 (¾ Ton) w/Rancho RS6446 System w/ Dual Shocks w/ 7700 GVW							
	Rear	2"	—	RS999274 <sup>XL</sup>	—	RSX17346	—	RS5274
	Front Add-On Position		RS999008 <sup>02, XL</sup>	—	—	—	RS5008 <sup>02</sup>	—
	Front OEM Position		RS999221 <sup>02, XL</sup>	—	RSX17308 <sup>02</sup>	—	RS5221 <sup>02</sup>	—
1996-94	4WD Ram 2500 (¾ Ton) w/ 7700 GVW	0"	RS999197 <sup>XL</sup>	RS999262 <sup>XL</sup>	RSX17033	RSX17032	RS5197	RS5262
1993-76	4WD W200, W250 (¾ Ton) — Inc. Turbo Diesel	0-2"	—	RS999005 <sup>XL</sup>	—	—	RS5111	RS5005
1993-72	4WD W200, W250 (¾ Ton) — Inc. Turbo Diesel	2½-4"	RS999114 <sup>XL</sup>	RS999005 <sup>XL</sup>	—	—	RS5114	RS5005
1975-72	4WD W200 (¾ Ton)	0"	—	RS999005 <sup>XL</sup>	—	—	RS5111	RS5005
1971-61	4WD W200 (¾ Ton)	2½-4"	RS999114 <sup>XL</sup>	RS999116 <sup>23, XL</sup>	—	—	RS5114	RS5116 <sup>23</sup>
1971-61	4WD W200 (¾ Ton) w/Rancho System	1½"	—	RS999143 <sup>23, XL</sup>	—	—	RS5111	RS5143 <sup>23</sup>
1971-61	4WD W200 (¾ Ton)	0"	—	RS999118 <sup>23, XL</sup>	—	—	RS5111	RS5118 <sup>23</sup>

Q2 Qty. Req. 2

# Shocks

YEAR	MODEL	RAISED HEIGHT	RS9000XL		RSX17000		RS5000	
			FRONT	REAR	FRONT	REAR	FRONT	REAR
<b>DODGE</b>								
<b>DODGE — Pickup (¾ Ton) 2 W.D. (Ram 2500 &amp; D Models)</b>								
2007-03	2WD Ram 2500 (¾ Ton)	0"	RS999279 <sup>XL</sup>	RS999269 <sup>XL</sup> RS19269 <sup>PS</sup>	—	—	RS5279	RS5269
2002-94	2WD Ram 2500 (¾ Ton)	0"	RS999195 <sup>XL</sup>	RS999262 <sup>XL</sup>	—	RSX17032	RS5195	RS5262
1993-72	2WD D200, D250 (¾ Ton)	0-2"	—	RS999116 <sup>23</sup> , XL	—	—	RS5199 <sup>24</sup> , 185	RS5116 <sup>23</sup>
1971-61	2WD D200 (¾ Ton)	0-2"	RS999114 <sup>XL</sup>	RS999116 <sup>23</sup> , XL	—	—	RS5114	RS5116 <sup>23</sup>
<b>DODGE — Pickup (1 Ton) 4 W.D. (Ram 3500 &amp; W Models)</b>								
2008-03	4WD Ram 3500 (1 Ton)	0"	RS999221 <sup>XL</sup>	RS999269 <sup>XL</sup> RS19269 <sup>PS</sup>	—	—	RS5221	RS5269
2002-94	4WD Ram 3500 (1 Ton)	0"	RS999221 <sup>XL</sup>	RS999274 <sup>XL</sup>	—	—	RS5221	RS5274
1993-76	4WD W300, W350 (1 Ton) — Inc. Turbo Diesel	0-2"	—	RS999005 <sup>XL</sup>	—	—	RS5111	RS5005
1993-69	4WD W300, W350 (1 Ton) — Inc. Turbo Diesel	2½-4"	RS999114 <sup>XL</sup>	RS999005 <sup>XL</sup>	—	—	RS5114	RS5005
1969-65	4WD WM300 (1 Ton) - After Ser. 1286462	0"	RS999119 <sup>XL</sup>	—	—	—	RS5119	RS5111
1965-61	4WD WM300 (1 Ton) - Up to Ser. 1286462	0"	RS999119 <sup>XL</sup>	RS999119 <sup>XL</sup>	—	—	RS5119	RS5119
<b>DODGE — Pickup (1 Ton) 2 W.D. (Ram 3500 &amp; D Models)</b>								
2006-03	2WD Ram 3500 (1 Ton)	0"	RS999279 <sup>XL</sup>	RS999269 <sup>XL</sup> RS19269 <sup>PS</sup>	—	—	RS5279	RS5269
2002-94	2WD Ram 3500 (1 Ton) w/ Ind. Front Susp.	0"	RS999195 <sup>XL</sup>	RS999274 <sup>XL</sup>	—	RSX17032	RS5195	RS5274
2002-94	2WD Ram 3500 (1 Ton) w/ Solid Front Axle	0"	RS999221 <sup>XL</sup>	RS999274 <sup>XL</sup>	—	—	RS5221	RS5274
1993-72	2WD D300, D350 (1 Ton)	0-2"	—	RS999116 <sup>23</sup> , XL	—	—	RS5199 <sup>24</sup> , 185	RS5116 <sup>23</sup>
1971-61	2WD D300 (1 Ton)	0"	RS999114 <sup>XL</sup>	RS999119 <sup>23</sup> , XL	—	—	RS5114	RS5119 <sup>23</sup>
<b>DODGE — Pickup Dakota 4 W.D.</b>								
2006-05	4WD Dakota	0"	—	—	—	—	RS5757 <sup>•</sup>	RS5315
2004-97	4WD Dakota — Inc. 4 Door	0"	RS999029 <sup>XL</sup>	RS999248 <sup>XL</sup>	RSX17010	RSX17004	—	RS5248
2002-00	4WD Dakota w/Rancho RS6560 System — Exc. All Wheel Drive	3"	RS999136 <sup>XL</sup>	RS999010 <sup>XL</sup>	RSX17305	RSX17306	RS5136	RS5010
1999-97	4WD Dakota w/Rancho RS6590 System — Inc. 4 Door — Exc. All Wheel Drive	3"	RS999136 <sup>XL</sup>	RS999010 <sup>XL</sup>	RSX17305	RSX17306	RS5136	RS5010
1996-87	4WD Dakota	0-1"	—	RS999124 <sup>XL</sup>	—	—	RS5606 <sup>70</sup>	RS5124
<b>DODGE — Pickup Dakota 2 W.D.</b>								
2006-05	2WD Dakota	0"	—	—	—	—	RS5757 <sup>•</sup>	RS5315
2004-97	2WD Dakota	0"	—	RS999147 <sup>XL</sup>	—	—	RS5609	RS5147
1996-87	2WD Dakota	0-1"	—	—	—	—	RS5602 <sup>70</sup>	RS5181
<b>DODGE — Pickup Ram 50 (D-50 Light Duty) 4 W.D.</b>								
1991-82	4WD D50 Mini	0-2"	—	RS999118 <sup>XL</sup>	—	—	RS5602 <sup>70</sup>	RS5118
<b>DODGE — Pickup Ram 50 (D-50 Light Duty) 2 W.D.</b>								
1993-79	2WD D50 Mini	0-2"	—	—	—	—	RS5602 <sup>70</sup>	RS5601 <sup>70</sup>
<b>DODGE — Raider 4 W.D.</b>								
1989-88	4WD Raider w/rear coil springs	0-1"	—	—	—	—	—	RS5203
1989-83	4WD Raider w/rear leaf springs	0-1"	—	RS999118 <sup>XL</sup>	—	—	—	RS5118

# Shocks

YEAR	MODEL	RAISED HEIGHT	RS9000XL		RSX17000		RS5000	
			FRONT	REAR	FRONT	REAR	FRONT	REAR

## DODGE

### DODGE — Ramcharger 4 W.D.

1993-76	4WD Ramcharger	2½-4"	RS999114 <sup>XL</sup>	RS999005 <sup>XL</sup>	—	—	RS5114	RS5005
1993-76	4WD Ramcharger	0-1½"	—	RS999005 <sup>XL</sup>	—	—	RS5111	RS5005
1975-74	4WD Ramcharger	2½-4"	RS999114 <sup>XL</sup>	RS999116 <sup>23, XL</sup>	—	—	RS5114	RS5116 <sup>23</sup>
1975-74	4WD Ramcharger	0-1½"	—	RS999116 <sup>23, XL</sup>	—	—	RS5111	RS5116 <sup>23</sup>

### DODGE — Ramcharger 2 W.D.

1993-75	2WD Ramcharger	0-2"	—	RS999116 <sup>23, XL</sup>	—	—	—	RS5116 <sup>23</sup>
---------	----------------	------	---	----------------------------	---	---	---	----------------------

### DODGE — Van (½ Ton) Ram & B Models - Inc. Wagon

2003-70	B100, B150, B1500 (½ Ton)	0"	—	RS999113 <sup>XL</sup>	—	—	RS5199 <sup>24</sup>	RS5113
---------	---------------------------	----	---	------------------------	---	---	----------------------	--------

### DODGE — Van (¾ Ton) Ram & B Models - Inc. Wagon

2003-70	B200, B250, B2500 (¾ Ton)	0"	—	RS999113 <sup>XL</sup>	—	—	RS5199 <sup>24</sup>	RS5113
---------	---------------------------	----	---	------------------------	---	---	----------------------	--------

### DODGE — Van (1 Ton) Ram & B Models - Inc. Wagon

2003-70	B300, B350, B3500 (1 Ton) — Exc. w/ 9000 GVW or 4000 lb. Front Axle	0"	—	RS999113 <sup>23, XL</sup>	—	—	RS5199 <sup>24</sup>	RS5113 <sup>23</sup>
---------	---	----	---	----------------------------	---	---	----------------------	----------------------

## EXTENDED LENGTH

### EXTENDED LENGTH SHOCKS — For Custom Off Road Use Only

—	28" EXT. 17" COMP.	—	RS999028 <sup>XL</sup>	RS999028 <sup>XL</sup>	—	—	—	—
—	32½" EXT. 19" COMP.	—	RS999012 <sup>XL</sup> RS19012 <sup>PS</sup>	RS999012 <sup>XL</sup> RS19012 <sup>PS</sup>	—	—	RS5012	RS5012
—	34" EXT. 20" COMP.	—	RS999034 <sup>XL</sup> RS19034 <sup>PS</sup>	RS999034 <sup>XL</sup> RS19034 <sup>PS</sup>	—	—	RS5034	RS5034
—	36" EXT. 21" COMP.	—	RS999036 <sup>XL</sup> RS19036 <sup>PS</sup>	RS999036 <sup>XL</sup> RS19036 <sup>PS</sup>	—	—	RS5036	RS5036

## FORD

### FORD — Bronco (Full Size Models) 4 W.D.

1996-94	4WD Bronco w/Rancho System & Quad Shocks	4"	RS999117 <sup>02, XL</sup>	—	—	—	RS5117 <sup>02</sup>	—
	Aft of Front Axle (2 reqd)							
	Forward of Front Axle (2 reqd)							
	Rear		—	RS999116 <sup>22, XL</sup>	—	—	—	RS5116 <sup>22</sup>
1996-94	4WD Bronco w/Rancho System Only	4"	RS999117 <sup>XL</sup>	RS999116 <sup>22, XL</sup>	—	—	RS5117	RS5116 <sup>22</sup>
1996-94	4WD Bronco w/Rancho System & Quad Shocks	3"	RS999136 <sup>02, XL</sup>	—	—	—	RS5136 <sup>02</sup>	—
	Aft of Front Axle (2 reqd)							
	Forward of Front Axle (2 reqd)							
	Rear		—	RS999116 <sup>22, XL</sup>	—	—	—	RS5116 <sup>22</sup>
1996-94	4WD Bronco w/Rancho System Only	3"	RS999136 <sup>XL</sup>	RS999116 <sup>22, XL</sup>	—	—	RS5136	RS5116 <sup>22</sup>
1996-94	4WD Bronco	1-3"	RS999117 <sup>XL</sup>	RS999116 <sup>22, XL</sup>	—	—	RS5117	RS5116 <sup>22</sup>

Q2 Qty. Req. 2

FOOTNOTES MUST BE READ! THEY CONTAIN IMPORTANT INFORMATION AND RECOMMENDATIONS PERTAINING TO CERTAIN APPLICATIONS.

# Shocks

YEAR	MODEL	RAISED HEIGHT	RS9000XL		RSX17000		RS5000	
			FRONT	REAR	FRONT	REAR	FRONT	REAR
<b>FORD</b>								
<b>FORD — Bronco (Full Size Models) 4 W.D. — Continued</b>								
1996-94	4WD Bronco w/Quad Shocks	1-3"	RS999136 <sup>02</sup> , XL	—	—	—	RS5136 <sup>02</sup>	—
	Aft of Front Axle (2 reqd)		RS999115 <sup>02</sup> , XL	—	—	—	RS5115 <sup>02</sup>	—
	Forward of Front Axle (2 reqd)		—	RS999116 <sup>22</sup> , XL	—	—	—	RS5116 <sup>22</sup>
	Rear							
1996-80	4WD Bronco	0"	RS999029 <sup>XL</sup>	RS999118 <sup>22</sup> , XL	RSX17010	—	RS5029	RS5118 <sup>22</sup>
1996-80	4WD Bronco w/Quad Shocks	0"	RS999029 <sup>02</sup> , XL	—	RSX17010 <sup>02</sup>	—	RS5029 <sup>02</sup>	—
	Aft of Front Axle (2 reqd)		RS999117 <sup>02</sup> , XL	—	—	—	RS5117 <sup>02</sup>	—
	Forward of Front Axle (2 reqd)		—	RS999118 <sup>22</sup> , XL	—	—	—	RS5118 <sup>22</sup>
	Rear							
1993-81	4WD Bronco w/Rancho System & Quad Shocks	4"	RS999117 <sup>02</sup> , XL	—	—	—	RS5117 <sup>02</sup>	—
	Aft of Front Axle (2 reqd)		RS999179 <sup>22</sup> , XL	—	—	—	RS5179 <sup>02</sup>	—
	Forward of Front Axle (2 reqd)		—	RS999118 <sup>22</sup> , XL	—	—	—	RS5118 <sup>22</sup>
	Rear							
1993-81	4WD Bronco w/Rancho System Only	4"	RS999117 <sup>XL</sup>	RS999118 <sup>22</sup> , XL	—	—	RS5117	RS5118 <sup>22</sup>
1993-81	4WD Bronco w/Rancho System & Quad Shocks	3"	RS999136 <sup>02</sup> , XL	—	—	—	RS5136 <sup>02</sup>	—
	Aft of Front Axle (2 reqd)		RS999115 <sup>02</sup> , XL	—	—	—	RS5115 <sup>02</sup>	—
	Forward of Front Axle (2 reqd)		—	RS999118 <sup>22</sup> , XL	—	—	—	RS5118 <sup>22</sup>
	Rear							
1993-81	4WD Bronco w/Rancho System Only	3"	RS999136 <sup>XL</sup>	RS999118 <sup>22</sup> , XL	—	—	RS5136	RS5118 <sup>22</sup>
1993-80	4WD Bronco	1-3"	RS999136 <sup>XL</sup>	RS999118 <sup>22</sup> , XL	—	—	RS5136	RS5118 <sup>22</sup>
1993-80	4WD Bronco w/Quad Shocks	1-3"	RS999136 <sup>02</sup> , XL	—	—	—	RS5136 <sup>02</sup>	—
	Aft of Front Axle (2 reqd)		RS999115 <sup>02</sup> , XL	—	—	—	RS5115 <sup>02</sup>	—
	Forward of Front Axle (2 reqd)		—	RS999118 <sup>22</sup> , XL	—	—	—	RS5118 <sup>22</sup>
	Rear							
1979-78	4WD Bronco w/Quad Shocks	2-4"	RS999115 <sup>02</sup> , XL	—	—	—	RS5115 <sup>02</sup>	—
	Aft of Front Axle (2 reqd)		RS999017 <sup>02</sup> , XL	—	—	—	RS5017 <sup>02</sup>	—
	Forward of Front Axle (2 reqd)		—	RS999118 <sup>22</sup> , XL	—	—	—	RS5118 <sup>22</sup>
	Rear							

Q2 Qty. Req. 2



YEAR	MODEL	RAISED HEIGHT	RS9000XL		RSX17000		RS5000	
			FRONT	REAR	FRONT	REAR	FRONT	REAR
<b>FORD</b>								
<b>FORD — Bronco (Full Size Models) 4 W.D. — Continued</b>								
1979-78	4WD Bronco Rear	2-4"	—	RS999118 <sup>XL</sup> <sup>22</sup>	—	—	—	RS5118 <sup>22</sup>
	(1 ea. Right Front)		RS999115 <sup>XL</sup>	—	—	—	RS5115	—
	(1 ea. Left Front)		RS999017 <sup>XL</sup>	—	—	—	RS5017	—
1979-78	4WD Bronco w/Quad Shocks Aft of Front Axle (2 reqd)	0"	RS999117 <sup>XL</sup> <sup>02</sup>	—	—	—	RS5117 <sup>02</sup>	—
	Forward of Front Axle (2 reqd)		RS999115 <sup>XL</sup> <sup>02</sup>	—	—	—	RS5115 <sup>02</sup>	—
	Rear		—	RS999113 <sup>XL</sup> <sup>22</sup>	—	—	—	RS5113 <sup>22</sup>
1979-78	4WD Bronco Rear	0"	—	RS999113 <sup>XL</sup> <sup>22</sup>	—	—	—	RS5113 <sup>22</sup>
	(1 ea. Right Front)		RS999117 <sup>XL</sup>	—	—	—	RS5117	—
	(1 ea. Left Front)		RS999115 <sup>XL</sup>	—	—	—	RS5115	—
1977-66	4WD Bronco	2-4"	RS999115 <sup>XL</sup>	RS999118 <sup>XL</sup> <sup>22</sup>	—	—	RS5115	RS5118 <sup>22</sup>
1977-66	4WD Bronco	0"	RS999117 <sup>XL</sup>	RS999113 <sup>XL</sup> <sup>22</sup>	—	—	RS5117	RS5113 <sup>22</sup>
<b>FORD — Bronco II 4 W.D.</b>								
1989-83	4WD Bronco II	0"	RS999039 <sup>XL</sup>	RS999194 <sup>XL</sup>	—	—	RS5039	RS5125
<b>FORD — Bronco II 2 W.D.</b>								
1989-86	2WD Bronco II	0"	RS999039 <sup>XL</sup>	RS999194 <sup>XL</sup>	—	—	RS5039	RS5125
<b>FORD — Excursion 4 W.D.</b>								
2005-00	4WD Excursion	0"	RS999267 <sup>XL</sup>	RS999266 <sup>XL</sup>	RSX17071	RSX17077	RS5267	—
2004-00	4WD Excursion w/Rancho System	4"	RS999264 <sup>XL</sup> RS19264 <sup>PS</sup>	RS999275 <sup>XL</sup>	—	—	RS5264	—
<b>FORD — Excursion 2 W.D.</b>								
2005-00	2WD Excursion	0"	RS999272 <sup>XL</sup>	RS999278 <sup>XL</sup>	—	—	RS5272	—
<b>FORD — Expedition 4 W.D.</b>								
2006-03	4WD Expedition	0"	—	—	RSX17518	RSX17519	—	—
2002-97	4WD Expedition w/Rancho System — Exc. Four Corner Air Leveling	4"	RS999237 <sup>XL</sup> RS19237 <sup>PS</sup>	RS999112 <sup>XL</sup>	—	—	RS5237	RS5112
2002-97	4WD Expedition — Exc. Four Corner Air Leveling	0"	RS999233 <sup>XL</sup>	—	RSX17020	RSX17023	RS5233	RS5246
<b>FORD — Expedition 2 W.D.</b>								
2006-03	2WD Expedition	0"	—	—	RSX17518	RSX17519	—	—
2002-97	2WD Expedition — Exc. Rear Air Leveling	0"	RS999235 <sup>XL</sup>	RS999118 <sup>XL</sup>	RSX17014	—	RS5235	RS5118
<b>FORD — Explorer Sport Trac 4 W.D.</b>								
2005-01	4WD Explorer Sport Trac	0"	RS999229 <sup>XL</sup>	RS999185 <sup>XL</sup>	RSX17021	RSX17018	RS5229	RS5185
<b>FORD — Explorer Sport Trac 2 W.D.</b>								
2005-01	2WD Explorer Sport Trac	0"	RS999229 <sup>XL</sup>	RS999185 <sup>XL</sup>	RSX17021	RSX17018	RS5229	RS5185
<b>FORD — Explorer Sport 4 W.D.</b>								
2003-01	4WD Explorer Sport	0"	RS999229 <sup>XL</sup>	RS999185 <sup>XL</sup>	RSX17021	RSX17018	RS5229	RS5185

# Shocks

YEAR	MODEL	RAISED HEIGHT	RS9000XL		RSX17000		RS5000	
			FRONT	REAR	FRONT	REAR	FRONT	REAR
<b>FORD</b>								
<b>FORD — Explorer Sport 2 W.D.</b>								
2003-01	2WD Explorer Sport	0"	RS999229 <sup>XL</sup>	RS999185 <sup>XL</sup>	RSX17021	RSX17018	RS5229	RS5185
<b>FORD — Explorer 4 W.D.</b>								
2005-04	4WD Explorer	0"	—	—	RSX17521	RSX17507	—	—
2003-02	4WD Explorer	0"	—	—	RSX17506	RSX17507	—	—
2001-95	4WD Explorer — Exc. Automatic Ride Control	0"	RS999229 <sup>XL</sup>	RS999185 <sup>XL</sup>	RSX17021	RSX17018	RS5229	RS5185
Nov 94-90	4WD Explorer	0-1½"	RS999039 <sup>XL</sup>	RS999185 <sup>XL</sup>	—	RSX17018	RS5039	RS5185
1993-90	4WD Explorer w/Rancho System w/4 leaf spring pack only	2½"	RS999136 <sup>XL</sup>	RS999185 <sup>XL</sup>	—	—	RS5136	RS5185
<b>FORD — Explorer 2 W.D.</b>								
2005-04	2WD Explorer	0"	—	—	RSX17521	RSX17507	—	—
2003-02	2WD Explorer	—	—	—	RSX17506	RSX17507	—	—
2001-95	2WD Explorer w/torsion bar	0"	RS999229 <sup>XL</sup>	RS999185 <sup>XL</sup>	RSX17021	RSX17018	RS5229	RS5185
Nov 94-90	2WD Explorer	0-1½"	RS999039 <sup>XL</sup>	RS999185 <sup>XL</sup>	—	RSX17018	RS5039	RS5185
<b>FORD — Pickup (½ Ton) 4 W.D. (F Series)</b>								
2008-04	4WD F-150 (½ Ton) w/Rancho RS6588 or RS6589 Systems — Exc. All Wheel Drive Exc. 8200 GVW	4"	RS999769 <sup>XL</sup>	RS999287 <sup>XL</sup> RS19287 <sup>PS</sup>	—	—	RS5769	RS5287
2008-04	4WD F-150 (½ Ton)	0"	RS999767 <sup>XL</sup>	RS999286 <sup>XL</sup>	—	—	RS5767	RS5286
2004	4WD F-150 (½ Ton) Heritage Series (Old Body Style) — Exc. 7700 GVW	4"	RS999237 <sup>XL</sup> RS19237 <sup>PS</sup>	RS999238 <sup>XL</sup> RS19238 <sup>PS</sup>	—	—	RS5237	RS5238
2004	4WD F-150 (½ Ton) Heritage Series (Old Body Style) — Exc. 7700 GVW	0"	RS999233 <sup>XL</sup>	RS999234 <sup>XL</sup>	RSX17020	RSX17024	RS5233	RS5234
2004	4WD F-150 (½ Ton) Heritage Series (Old Body Style) w/ 7700 GVW	0"	RS999233 <sup>XL</sup>	—	RSX17020	—	RS5233	RS5251
2003-01	4WD F-150 (½ Ton) Supercrew w/Rancho RS6488 System	4"	RS999237 <sup>XL</sup> RS19237 <sup>PS</sup>	RS999238 <sup>XL</sup> RS19238 <sup>PS</sup>	—	—	RS5237	RS5238
2003-01	4WD F-150 (½ Ton) Supercrew	0"	RS999233 <sup>XL</sup>	RS999234 <sup>XL</sup>	RSX17020	RSX17024	RS5233	RS5234
2003-00	4WD F-150 (½ Ton) w/Rancho RS6488 System — Exc. 7700 GVW	4"	RS999237 <sup>XL</sup> RS19237 <sup>PS</sup>	RS999238 <sup>XL</sup> RS19238 <sup>PS</sup>	—	—	RS5237	RS5238
2003-00	4WD F-150 (½ Ton) w/ 7700 GVW	0"	RS999233 <sup>XL</sup>	—	RSX17020	—	RS5233	RS5251
2003-97	4WD F-150 (½ Ton) — Exc. 7700 GVW	0"	RS999233 <sup>XL</sup>	RS999234 <sup>XL</sup>	RSX17020	RSX17024	RS5233	RS5234
1999-97	4WD F-150 (½ Ton) w/Rancho RS6488 or RS6489 System	4"	RS999237 <sup>XL</sup> RS19237 <sup>PS</sup>	RS999238 <sup>XL</sup> RS19238 <sup>PS</sup>	—	—	RS5237	RS5238
1996-81	4WD F-150 (½ Ton) w/Rancho RS6440 System w/ Quad Susp.							
	Aft of Front Axle (2 reqd)	4"	RS999117 <sup>02, XL</sup>	—	—	—	RS5117 <sup>02</sup>	—
	Forward of Front Axle (2 reqd)		RS999179 <sup>02, XL</sup>	—	—	—	RS5179 <sup>02</sup>	—
	Rear		—	RS999112 <sup>22, XL</sup>	—	—	—	RS5112 <sup>22</sup>
1996-81	4WD F-150 (½ Ton) w/Rancho RS6440 System	4"	RS999117 <sup>XL</sup>	RS999112 <sup>22, XL</sup>	—	—	RS5117	RS5112 <sup>22</sup>

Q2 Qty. Req. 2

YEAR	MODEL	RAISED HEIGHT	RS9000XL		RSX17000		RS5000	
			FRONT	REAR	FRONT	REAR	FRONT	REAR

**FORD**

**FORD — Pickup (½ Ton) 4 W.D. (F Series) — Continued**

1996-81	4WD F-150 (½ Ton) w/Rancho RS6570 or RS6571 System w/ Quad Susp. Aft of Front Axle (2 reqd) Forward of Front Axle (2 reqd) Rear	3"	RS999136 <sup>02</sup> . XL	—	—	—	RS5136 <sup>02</sup>	—
			RS999115 <sup>02</sup> . XL	—	—	—	RS5115 <sup>02</sup>	—
			—	RS999116 <sup>22</sup> . XL	—	—	—	RS5116 <sup>22</sup>
1996-81	4WD F-150 (½ Ton) w/Rancho RS6570 or RS6571 System	3"	RS999136 <sup>XL</sup>	RS999112 <sup>22</sup> . XL	—	—	RS5136	RS5112 <sup>22</sup>
1996-80	4WD F-100, F-150 (½ Ton)	4"	RS999117 <sup>XL</sup>	RS999112 <sup>22</sup> . XL	—	—	RS5117	RS5112 <sup>22</sup>
1996-80	4WD F-100, F-150 (½ Ton) w/Quad Shocks Aft of Front Axle (2 reqd) Forward of Front Axle (2 reqd) Rear	1-3"	RS999136 <sup>22</sup> . XL	—	—	—	RS5136 <sup>02</sup>	—
			RS999115 <sup>02</sup> . XL	—	—	—	RS5115 <sup>02</sup>	—
			—	RS999112 <sup>22</sup> . XL	—	—	—	RS5112 <sup>22</sup>
1996-80	4WD F-100, F-150 (½ Ton) w/Quad Shocks Aft of Front Axle (2 reqd) Forward of Front Axle (2 reqd) Rear	0"	RS999029 <sup>02</sup> . XL	—	RSX17010 <sup>02</sup>	—	RS5029 <sup>02</sup>	—
			RS999117 <sup>02</sup> . XL	—	—	—	RS5117 <sup>02</sup>	—
			—	RS999116 <sup>22</sup> . XL	—	RSX17009	—	RS5116 <sup>22</sup>
1996-80	4WD F-100, F-150 (½ Ton)	0"	RS999029 <sup>XL</sup>	RS999116 <sup>22</sup> . XL	RSX17010	RSX17009	RS5029	RS5116 <sup>22</sup>
1979-78	4WD F-150 (½ Ton) w/Quad Shocks Aft of Front Axle (2 reqd) Forward of Front Axle (2 reqd) Rear	2-4"	RS999115 <sup>02</sup> . XL	—	—	—	RS5115 <sup>02</sup>	—
			RS999017 <sup>02</sup> . XL	—	—	—	RS5017 <sup>02</sup>	—
			—	RS999009 <sup>22</sup> . XL	—	—	—	RS5009 <sup>22</sup>
1979-78	4WD F-150 (½ Ton) w/Quad Shocks Aft of Front Axle (2 reqd) Forward of Front Axle (2 reqd) Rear	0"	RS999117 <sup>02</sup> . XL	—	—	—	RS5117 <sup>02</sup>	—
			RS999115 <sup>02</sup> . XL	—	—	—	RS5115 <sup>02</sup>	—
			—	RS999115 <sup>22</sup> . XL	—	—	—	RS5115 <sup>22</sup>
1979-77	4WD F-100, F-150 (½ Ton)	2-4"	RS999115 <sup>XL</sup>	RS999009 <sup>22</sup> . XL	—	—	RS5115	RS5009 <sup>22</sup>
1979-77	4WD F-150 (½ Ton) Super Cab w/leaf springs	2-4"	RS999014 <sup>XL</sup>	RS999009 <sup>22</sup> . XL	—	—	RS5014	RS5009 <sup>22</sup>
1979-77	4WD F-100, F-150 (½ Ton)	0"	RS999117 <sup>XL</sup>	RS999115 <sup>22</sup> . XL	—	—	RS5117	RS5115 <sup>22</sup>
1976-70	4WD F-100, F-150 (½ Ton)	2-4"	RS999118 <sup>XL</sup>	RS999009 <sup>22</sup> . XL	—	—	RS5118	RS5009 <sup>22</sup>
1976-70	4WD F-100, F-150 (½ Ton)	0"	—	RS999115 <sup>22</sup> . XL	—	—	RS5140	RS5115 <sup>22</sup>
1969-66	4WD F-100 (½ Ton)	3-4"	—	RS999112 <sup>22</sup> . XL	—	—	—	RS5112 <sup>22</sup>

Q2 Qty. Req. 2

FOOTNOTES MUST BE READ! THEY CONTAIN IMPORTANT INFORMATION AND RECOMMENDATIONS PERTAINING TO CERTAIN APPLICATIONS. 49

# Shocks

YEAR	MODEL	RAISED HEIGHT	RS9000XL		RSX17000		RS5000	
			FRONT	REAR	FRONT	REAR	FRONT	REAR
<b>FORD</b>								
<b>FORD — Pickup (½ Ton) 4 W.D. (F Series) — Continued</b>								
1969-66	4WD F-100 (½ Ton)	0"	—	RS999118 <sup>22</sup> , XL	—	—	RS5140	RS5118 <sup>22</sup>
1965-61	4WD F-100 (½ Ton)	3-4"	RS999014 <sup>XL</sup>	RS999116 <sup>22</sup> , XL	—	—	RS5014	RS5116 <sup>22</sup>
1965-61	4WD F-100 (½ Ton)	0"	—	RS999113 <sup>22</sup> , XL	—	—	—	RS5113 <sup>22</sup>
<b>FORD — Pickup (½ Ton) 2 W.D. (F Series)</b>								
2008-04	2WD F-150 (½ Ton)	0"	RS999767 <sup>QL</sup> RS999774 <sup>XL</sup>	RS999285 <sup>XL</sup>	—	—	RS5774	RS5285
2004	2WD F-150 (½ Ton) Heritage Series (Old Body Style) — Exc. 7700 GVW	0"	RS999235 <sup>XL</sup>	RS999236 <sup>XL</sup>	RSX17014	—	RS5235	RS5236
2004	2WD F-150 (½ Ton) Heritage Series (Old Body Style) w/ 7700 GVW	0"	RS999235 <sup>XL</sup>	—	RSX17014	—	RS5235	RS5247
2003-00	2WD F-150 (½ Ton) w/ 7700 GVW	0"	RS999235 <sup>XL</sup>	—	RSX17014	—	RS5235	RS5247
2003-97	2WD F-150 (½ Ton) — Exc. 7700 GVW & Lightning	0"	RS999235 <sup>XL</sup>	RS999236 <sup>XL</sup>	RSX17014	—	RS5235	RS5236
2001-97	2WD F-150 (½ Ton) w/Rancho RS6289 System — Exc. 7700 GVW	4"	—	RS999234 <sup>XL</sup>	—	RSX17024	—	RS5234
1996-85	2WD F-100, F-150 (½ Ton)	0"	RS999029 <sup>XL</sup>	RS999116 <sup>22</sup> , XL	RSX17010	—	RS5029	RS5118
1996-81	2WD F-150 (½ Ton) w/Rancho RS6580 System	3-4"	RS999136 <sup>XL</sup>	RS999116 <sup>22</sup> , XL	—	—	RS5136	RS5116 <sup>22</sup>
1996-80	2WD F-100, F-150 (½ Ton)	2-4"	RS999117 <sup>XL</sup>	RS999116 <sup>22</sup> , XL	—	—	RS5117	RS5116 <sup>22</sup>
1995-93	2WD F-150 Lightning (½ Ton)	0"	RS999029 <sup>XL</sup>	RS999118 <sup>22</sup> , XL	RSX17010	—	RS5029	RS5118 <sup>22</sup>
1984-80	2WD F-100, F-150 (½ Ton)	0"	RS999029 <sup>XL</sup>	RS999118 <sup>22</sup> , XL	RSX17010	—	RS5029	RS5118 <sup>22</sup>
1979-70	2WD F-100, F-150 (½ Ton) — Exc. Crew Cab	2-4"	RS999115 <sup>XL</sup>	RS999009 <sup>22</sup> , XL	—	—	RS5115	RS5009 <sup>22</sup>
1979-70	2WD F-100, F-150 (½ Ton) — Exc. Crew Cab	0"	RS999136 <sup>XL</sup>	RS999115 <sup>22</sup> , XL	—	—	RS5136	RS5115 <sup>22</sup>
<b>FORD — Pickup (¾ Ton) 4 W.D. (F Series)</b>								
2008-05	4WD F-250 Superduty (¾ Ton) — Exc. Chassis Cab	5-6"	RS999048 <sup>XL</sup>	RS999045 <sup>XL</sup>	—	—	RS5048	RS5045
2008-05	4WD F-250 Superduty (¾ Ton) w/Rancho RS6511 or RS6514 Suspension System — Exc. Chassis Cab	4"	RS999044 <sup>XL</sup> RS19044 <sup>PS</sup>	RS999261 <sup>XL</sup> RS19261 <sup>PS</sup>	—	—	RS5044	RS5261
2008-05	4WD F-250 Superduty (¾ Ton) w/Rancho RS6510 or RS6515 Suspension System — Exc. Chassis Cab	2½"	RS999043 <sup>XL</sup>	RS999254 <sup>XL</sup>	—	—	RS5043	RS5254
2007-05	4WD F-250 Superduty (¾ Ton) — Exc. Chassis Cab	0"	RS999042 <sup>XL</sup>	RS999254 <sup>XL</sup>	—	—	RS5042	RS5254
2004-99	4WD F-250 Superduty (¾ Ton) — Exc. Chassis Cab or All Wheel Drive	5-6"	RS999050 <sup>XL</sup>	RS999045 <sup>XL</sup>	—	—	—	—
2004-99	4WD F-250 Superduty (¾ Ton) w/Rancho System — Exc. Chassis Cab & Dual Rear Wheels	4"	RS999264 <sup>XL</sup> RS19264 <sup>PS</sup>	RS999261 <sup>XL</sup> RS19261 <sup>PS</sup>	RSX17341	RSX17342	RS5264	RS5261
2004-99	4WD F-250 Superduty (¾ Ton) Rancho Leveling System — Exc. Chassis Cab or All Wheel Drive	2½"	RS999264 <sup>XL</sup> RS19264 <sup>PS</sup>	RS999254 <sup>XL</sup>	RSX17341	RSX17072	RS5264	RS5254
2004-99	4WD F-250 Superduty (¾ Ton) — Exc. Chassis Cab	0"	RS999267 <sup>XL</sup>	RS999273 <sup>XL</sup>	RSX17071	RSX17075	RS5267	RS5273
1999-97	4WD F-250 (¾ Ton) w/5.4L w/o Air Leveling w/Rancho RS6485 System	4"	RS999237 <sup>XL</sup> RS19237 <sup>PS</sup>	—	—	—	RS5237	RS5243

YEAR	MODEL	RAISED HEIGHT	RS9000XL		RSX17000		RS5000	
			FRONT	REAR	FRONT	REAR	FRONT	REAR

**FORD**

### FORD — Pickup (¾ Ton) 4 W.D. (F Series) — Continued

1999-97	4WD F-250 (¾ Ton) (Heavy Duty 8600 GVW & Up)	0"	RS999165 <sup>XL</sup>	RS999112 <sup>22XL</sup>	RSX17012	RSX17013	RS5165	RS5112 <sup>22</sup>
1999-97	4WD F-250 (¾ Ton) (Light Duty Up To 8500 GVW) — Exc. Air Leveling	0"	RS999233 <sup>XL</sup>	—	RSX17020	—	RS5233	RS5251
1996-92	4WD F-250 (¾ Ton)	0"	RS999165 <sup>XL</sup>	RS999112 <sup>22XL</sup>	RSX17012	RSX17013	RS5165	RS5112 <sup>22</sup>
1996-87	4WD F-250 (¾ Ton) w/Rancho System	4"	RS999165 <sup>XL</sup>	RS999112 <sup>22XL</sup>	—	—	RS5165	RS5112 <sup>22</sup>
1991-87	4WD F-250 (¾ Ton)	0"	RS999165 <sup>XL</sup>	RS999116 <sup>22XL</sup>	RSX17012	RSX17009	RS5165	RS5116 <sup>22</sup>
1986-81	4WD F-250 (¾ Ton) w/Rancho System	4"	—	RS999112 <sup>22XL</sup>	—	—	RS5138	RS5112 <sup>22</sup>
1986-80	4WD F-250 (¾ Ton)	1-3"	—	RS999112 <sup>22XL</sup>	—	—	RS5138	RS5112 <sup>22</sup>
1986-80	4WD F-250 (¾ Ton)	0"	RS999117 <sup>XL</sup>	RS999116 <sup>22XL</sup>	—	RSX17009	—	RS5116 <sup>22</sup>
1979-Mar 77	4WD F-250 (¾ Ton) Built After Mar. 1, 1977	1½-3½"	RS999014 <sup>XL</sup>	RS999009 <sup>22XL</sup>	—	—	RS5014	RS5009 <sup>22</sup>
1979-Mar 77	4WD F-250 (¾ Ton) Built After Mar. 1, 1977	0"	—	RS999179 <sup>22XL</sup>	—	—	—	RS5179 <sup>22</sup>
Mar 77-65	4WD F-250 (¾ Ton) Built Before Mar. 1, 1977	1-3"	RS999014 <sup>XL</sup>	RS999116 <sup>22XL</sup>	—	—	RS5014	RS5116 <sup>22</sup>
Mar 77-65	4WD F-250 (¾ Ton) Built Before Mar. 1, 1977	0"	RS999014 <sup>XL</sup>	RS999118 <sup>22XL</sup>	—	—	RS5014	RS5118 <sup>22</sup>
1965-61	4WD F-250 (¾ Ton)	3-4"	RS999014 <sup>XL</sup>	RS999116 <sup>23XL</sup>	—	—	RS5014	RS5116 <sup>22</sup>
1965-61	4WD F-250 (¾ Ton)	0"	—	RS999113 <sup>22XL</sup>	—	—	—	RS5113 <sup>22</sup>

### FORD — Pickup (¾ Ton) 2 W.D. (F Series)

2007-05	2WD F-250 Superduty (¾ Ton)	0"	RS999272 <sup>XL</sup>	RS999046 <sup>XL</sup>	—	—	RS5272	RS5046
2004-99	2WD F-250 Superduty (¾ Ton)	0"	RS999272 <sup>XL</sup>	RS999273 <sup>XL</sup>	—	RSX17075	RS5272	RS5273
1999-97	2WD F-250 (¾ Ton)	0"	RS999235 <sup>XL</sup>	—	RSX17014	—	RS5235	RS5247
1997-92	2WD F-250 (¾ Ton w/ 8600 GVW & Up)	0"	RS999029 <sup>XL</sup>	RS999116 <sup>22XL</sup>	—	—	RS5029	RS5116 <sup>22</sup>
1996-92	2WD F-250 (¾ Ton)	0"	RS999029 <sup>XL</sup>	RS999116 <sup>22XL</sup>	—	—	RS5029	RS5116 <sup>22</sup>
1996-87	2WD F-250 (¾ Ton) w/Rancho RS6586 System	3-4"	RS999117 <sup>XL</sup>	RS999112 <sup>22XL</sup>	—	—	RS5117	RS5112
1996-87	2WD F-250 (¾ Ton) w/Rancho System	3"	RS999136 <sup>XL</sup>	RS999112 <sup>22XL</sup>	—	—	RS5136	RS5112 <sup>22</sup>
1991-87	2WD F-250 (¾ Ton)	0"	RS999029 <sup>XL</sup>	RS999116 <sup>22XL</sup>	—	—	RS5029	RS5116 <sup>22</sup>
1986-80	2WD F-250 (¾ Ton)	0"	RS999029 <sup>XL</sup>	RS999116 <sup>22XL</sup>	RSX17010	—	RS5029	RS5116 <sup>22</sup>
1979-70	2WD F-250 (¾ Ton) — Exc. Crew Cab	2-4"	RS999115 <sup>XL</sup>	RS999009 <sup>22XL</sup>	—	—	RS5115	RS5009 <sup>22</sup>
1979-70	2WD F-250 (¾ Ton) — Exc. Crew Cab	0"	RS999136 <sup>XL</sup>	RS999115 <sup>22XL</sup>	—	—	RS5136	RS5115 <sup>22</sup>

### FORD — Pickup (1 Ton) 4 W.D. (F Series)

2008-05	4WD F-350 Superduty (1 Ton) w/ Single Rear Wheels w/Rancho RS6511 or RS6514 Suspension System — Exc. Chassis Cab	4"	RS999044 <sup>XL</sup> RS19044 <sup>PS</sup>	RS999045 <sup>XL</sup> RS19045 <sup>PS</sup>	—	—	RS5044	RS5045
2008-05	4WD F-350 Superduty (1 Ton) w/ Dual Rear Wheels w/Rancho RS6510 or RS6515 Suspension System — Exc. Chassis Cab	2½"	RS999043 <sup>XL</sup>	RS999254 <sup>XL</sup>	—	—	RS5043	RS5254

# Shocks

YEAR	MODEL	RAISED HEIGHT	RS9000XL		RSX17000		RS5000	
			FRONT	REAR	FRONT	REAR	FRONT	REAR
<b>FORD</b>								
<b>FORD — Pickup (1 Ton) 4 W.D. (F Series) — Continued</b>								
2008-05	4WD F-350 Superduty (1 Ton) w/ Single Rear Wheels w/Rancho RS6510 Suspension System — Exc. Chassis Cab	2½"	RS999043 <sup>XL</sup>	RS999047 <sup>XL</sup>	—	—	RS5043	RS5047
2008-05	4WD F-350 Superduty (1 Ton) w/ Dual Rear Wheels — Exc. Chassis Cab	0"	RS999042 <sup>XL</sup>	RS999254 <sup>XL</sup>	—	—	RS5042	RS5254
2008-05	4WD F-350 Superduty (1 Ton) w/ Dual Rear Wheels Chassis Cab	0"	RS999042 <sup>XL</sup>	RS999046 <sup>XL</sup>	—	—	RS5042	RS5046
2008-05	4WD F-350 Superduty (1 Ton) w/ Single Rear Wheels — Exc. Chassis Cab	0"	RS999042 <sup>XL</sup>	RS999047 <sup>XL</sup>	—	—	RS5042	RS5047
2004-99	4WD F-350 Superduty (1 Ton) Rancho Leveling System	4"	RS999264 <sup>XL</sup> RS19264 <sup>PS</sup>	RS999261 <sup>XL</sup> RS19261 <sup>PS</sup>	RSX17341	RSX17342	RS5264	RS5261
2004-99	4WD F-350 Superduty (1 Ton) Rancho Leveling System	2½"	RS999264 <sup>XL</sup> RS19264 <sup>PS</sup>	RS999254 <sup>XL</sup>	RSX17341	RSX17072	RS5264	RS5254
2004-99	4WD F-350 Superduty (1 Ton) — Exc. Chassis Cab	0"	RS999267 <sup>XL</sup>	RS999254 <sup>XL</sup>	RSX17071	RSX17072	RS5267	RS5254
1998-87	4WD F-350 (1 Ton) w/dual rear wheels	0"	RS999165 <sup>XL</sup>	RS999116 <sup>XL</sup>	—	—	RS5165	RS5116 <sup>22</sup>
1998-86	4WD F-350 (1 Ton) w/single rear wheels	0-2"	RS999165 <sup>XL</sup>	RS999112 <sup>XL</sup>	—	—	RS5165	RS5112
<b>FORD — Pickup (1 Ton) 2 W.D. (F Series)</b>								
2008-05	2WD F-350 Superduty (1 Ton) — Exc. Chassis Cab	0"	RS999272 <sup>XL</sup>	RS999046 <sup>XL</sup>	—	—	RS5272	RS5046
2007-05	2WD F-350 Superduty (1 Ton) Chassis Cab	0"	RS999272 <sup>XL</sup>	—	—	—	RS5272	—
2004-99	2WD F-350 Superduty (1 Ton) — Exc. Chassis Cab	0"	RS999272 <sup>XL</sup>	RS999273 <sup>XL</sup>	—	RSX17075	RS5272	RS5273
1998-80	2WD F-350 (1 Ton)	0"	RS999029 <sup>XL</sup>	RS999118 <sup>XL</sup>	—	—	RS5029	RS5118
<b>FORD — Pickup Courier (Light Duty)</b>								
1984-72	2WD Courier Mini	0-2"	—	—	—	—	RS5602 <sup>70</sup>	—
<b>FORD — Pickup Ranger (Light Duty) 4 W.D.</b>								
2007-98	4WD Ranger	0"	RS999229 <sup>XL</sup>	RS999126 <sup>XL</sup>	RSX17021	RSX17030	RS5229	RS5126
1997-90	4WD Ranger — Exc. High Ryder Option	0-1½"	RS999039 <sup>XL</sup>	RS999126 <sup>XL</sup>	—	RSX17030	RS5039	RS5126
1994-93	4WD Ranger w/Rancho System Only	2½"	RS999136 <sup>XL</sup>	RS999126 <sup>XL</sup>	—	—	RS5136	RS5126
1992-83	4WD Ranger - 2" max. raised rear	3"	RS999117 <sup>XL</sup>	RS999126 <sup>XL</sup>	—	—	RS5117	RS5126
1992-83	4WD Ranger w/Rancho System Only	2½"	RS999136 <sup>XL</sup>	RS999010 <sup>XL</sup>	—	—	RS5136	RS5010
1989-83	4WD Ranger — Exc. High Ryder Option	0-1½"	RS999039 <sup>XL</sup>	RS999126 <sup>XL</sup>	—	RSX17030	RS5039	RS5126
<b>FORD — Pickup Ranger (Light Duty) 2 W.D.</b>								
2007-01	2WD Ranger w/ Torsion Bar Front Suspension — Inc. Edge	0"	RS999229 <sup>XL</sup>	RS999126 <sup>XL</sup>	RSX17021	RSX17030	RS5229	RS5126
2006-98	2WD Ranger — Exc. Edge	0"	—	RS999194 <sup>XL</sup>	—	—	—	RS5125
1997-90	2WD Ranger	0"	RS999039 <sup>XL</sup>	RS999194 <sup>XL</sup>	—	—	RS5039	RS5125
1995-93	2WD Ranger w/Rancho System only	2½"	RS999136 <sup>XL</sup>	—	—	—	RS5136	RS5007
1992-83	2WD Ranger w/Rancho System only	2½"	RS999136 <sup>XL</sup>	RS999010 <sup>XL</sup>	—	—	RS5136	RS5010
1989-83	2WD Ranger	0"	RS999039 <sup>XL</sup>	—	—	—	RS5039	RS5125
<b>FORD — Pickup / Chassis Cab F-450 4 W.D.</b>								
2004-99	4WD F-450 Superduty	0"	RS999267 <sup>XL</sup>	RS999126 <sup>XL</sup>	—	—	RS5267	RS5126
<b>FORD — Pickup / Chassis Cab F-450 2 W.D.</b>								
2004-99	2WD F-450 Superduty	0"	RS999267 <sup>XL</sup>	RS999126 <sup>XL</sup>	—	—	RS5267	RS5126
1998-Feb 93	2WD F-450 Superduty	0"	RS999112 <sup>XL</sup>	—	—	—	RS5112	RS5007

YEAR	MODEL	RAISED HEIGHT	RS9000XL		RSX17000		RS5000	
			FRONT	REAR	FRONT	REAR	FRONT	REAR
<b>FORD</b>								
<b>FORD — Pickup / Chassis Cab F-550 4 W.D.</b>								
2004-99	4WD F-550 Superduty	0"	RS999267 <sup>XL</sup>	RS999126 <sup>XL</sup>	—	—	RS5267	RS5126
<b>FORD — Pickup / Chassis Cab F-550 2 W.D.</b>								
2004-99	2WD F-550 Superduty	0"	RS999267 <sup>XL</sup>	RS999126 <sup>XL</sup>	—	—	RS5267	RS5126
<b>FORD — Van (½ Ton) E Series - Inc. Club Wagon</b>								
1991-75	E-100, E-150 (½ Ton)	0"	RS999039 <sup>XL</sup>	RS999117 <sup>XL</sup>	—	—	RS5039	RS5117
<b>FORD — Van (¾ Ton) E Series - Inc. Club Wagon</b>								
1991-75	E-250 (¾ Ton)	0"	RS999136 <sup>XL</sup>	RS999115 <sup>XL</sup>	—	—	RS5136	RS5115
<b>FORD — Van (1 Ton) E Series - Inc. Club Wagon</b>								
1991-75	E-350 (1 Ton)	0"	RS999136 <sup>XL</sup>	RS999115 <sup>XL</sup>	—	—	RS5136	RS5115
<b>GMC</b>								
<b>GMC — Envoy XL</b>								
2006-03	Envoy XL w/ Rear Air Spring Suspension	0"	—	—	RSX17512	RSX17081	—	—
2006-03	Envoy XL w/ Rear Coil Spring Suspension	0"	—	—	RSX17512	RSX17082	—	—
<b>GMC — Envoy XUV</b>								
2006-04	Envoy XUV w/ Rear Air Spring Suspension	0"	—	—	RSX17512	RSX17081	—	—
2006-04	Envoy XUV w/ Rear Coil Spring Suspension	0"	—	—	RSX17512	RSX17082	—	—
<b>GMC — Envoy 4 W.D.</b>								
2005-02	4WD Envoy w/ Rear Air Spring Suspension	0"	—	—	RSX17512	RSX17081	—	—
2005-02	4WD Envoy w/ Rear Coil Spring Suspension	0"	—	—	RSX17512	RSX17082	—	—
2001-98	4WD Envoy	0"	RS999123 <sup>1</sup> <sub>XL</sub>	RS999124 <sup>XL</sup>	RSX17000	RSX17001	RS5123 <sup>1</sup>	RS5124
<b>GMC — Envoy 2 W.D.</b>								
2005-02	2WD Envoy w/ Rear Air Spring Suspension	0"	—	—	RSX17512	RSX17081	—	—
2005-02	2WD Envoy w/ Rear Coil Spring Suspension	0"	—	—	RSX17512	RSX17082	—	—
2001-00	2WD Envoy	0"	—	RS999124 <sup>XL</sup>	—	RSX17001	RS5222	RS5124
<b>GMC — Jimmy 4 W.D. Compact - Inc. S Models</b>								
2005-95	4WD Jimmy w/ ZR2 Wide Stance or Highrider Package	0"	RS999123 <sup>1</sup> <sub>XL</sub>	RS999190 <sup>XL</sup>	—	—	RS5123 <sup>1</sup>	RS5190
2005-95	4WD Jimmy — Exc. ZR2 Wide Stance or Highrider Package	0"	RS999123 <sup>1</sup> <sub>XL</sub>	RS999124 <sup>XL</sup>	RSX17000	RSX17001	RS5123 <sup>1</sup>	RS5124
1994-83	4WD Jimmy (S Models) Mid Size	0"	RS999123 <sup>1</sup> <sub>XL</sub>	RS999124 <sup>XL</sup>	RSX17000	RSX17001	RS5123 <sup>1</sup>	RS5124

# Shocks

YEAR	MODEL	RAISED HEIGHT	RS9000XL		RSX17000		RS5000	
			FRONT	REAR	FRONT	REAR	FRONT	REAR
<b>GMC</b>								
<b>GMC — Jimmy 4 W.D. Full Size (K &amp; V Models)</b>								
1991-81	4WD Jimmy Full Size w/ O.E. Quad Suspension							
	Inner Front (Long Shock) at Lower Mounting (2 Req'd)	2½-4"	RS999118 <sup>Q2, XL</sup>	—	—	—	RS5118 <sup>Q2</sup>	—
	Outer Front (Short Shock) at Lower Mounting (2 Req'd)		RS999001 <sup>Q2, XL</sup>	—	—	—	RS5001 <sup>Q2</sup>	—
	Rear		—	RS999112 <sup>XL</sup>	—	—	—	RS5112
1991-81	4WD Jimmy Full Size w/ O.E. Quad Suspension							
	Inner Front (Long Shock) at Lower Mounting (2 Req'd)	0-2"	RS999113 <sup>Q2, XL</sup>	—	—	—	RS5113 <sup>Q2</sup>	—
	Outer Front (Short Shock) at Lower Mounting (2 Req'd)		RS999151 <sup>Q2, XL</sup>	—	RSX17061 <sup>Q2</sup>	—	RS5151 <sup>Q2</sup>	—
	Rear		—	RS999118 <sup>XL</sup>	—	RSX17062	—	RS5118
1991-73	4WD Jimmy Full Size	0-2"	RS999151 <sup>XL</sup>	RS999118 <sup>XL</sup>	RSX17061	RSX17062	RS5151	RS5118
1991-69	4WD Jimmy Full Size	2½-4"	RS999001 <sup>Q2, XL</sup>	RS999112 <sup>XL</sup>	—	—	RS5001	RS5112
1972-69	4WD Jimmy Full Size	0-2"	RS999151 <sup>XL</sup>	RS999118 <sup>XL</sup>	—	—	RS5151	RS5118
<b>GMC — Jimmy 2 W.D. Compact - Inc. S Models</b>								
2005-95	2WD Jimmy	0"	—	RS999124 <sup>XL</sup>	—	RSX17001	RS5222	RS5124
1994-83	2WD Jimmy (S Models) Mid Size	0"	—	RS999124 <sup>XL</sup>	—	RSX17001	RS5222	RS5124
<b>GMC — Jimmy 2 W.D. Full Size (C Models)</b>								
1982-73	2WD Jimmy Full Size	0"	RS999120 <sup>XL</sup>	RS999118 <sup>XL</sup>	—	RSX17062	RS5120	RS5118
1982-69	2WD Jimmy Full Size w/Rancho System	1½"	RS999120 <sup>XL</sup>	RS999112 <sup>XL</sup>	—	—	RS5120	RS5112
1972-69	2WD Jimmy Full Size	0-3"	RS999120 <sup>XL</sup>	RS999113 <sup>XL</sup>	—	RSX17061	RS5120	RS5113
<b>GMC — Pickup (½ Ton) 4 W.D. (Sierra, K &amp; V Models)</b>								
2008-07	4WD Sierra (½ Ton) w/ Rancho RS6563B or RS6583B	4"	RS999786 <sup>XL</sup>	RS999297 <sup>XL</sup>	—	—	RS5786 <sup>•, Q2</sup>	RS5297
2008-07	4WD Sierra (½ Ton) — Exc. Autoride (Elec.) & Air Leveling Suspension	0"	RS999784 <sup>XL</sup>	RS999198 <sup>XL</sup>	—	—	RS5784 <sup>•</sup>	RS5198
2008-06	4WD Sierra 1500HD (½ Ton) Crew Cab Classic — Exc. ZX3 Electronic Ride Control or QuadraSteer Package	0"	RS999295 <sup>XL</sup>	RS999274 <sup>XL</sup>	RSX17079	RSX17346	RS5295	RS5274
2008-99	4WD Sierra 1500 (½ Ton) Inc. Crew Cab (Classic) w/Rancho RS6545 System — Exc. 1500HD, ZX3 Electronic Ride Control Suspension, QuadraSteer Package and All Wheel Drive	4"	RS999268 <sup>XL</sup> RS19268 <sup>PS</sup>	RS999269 <sup>XL</sup> RS19269 <sup>PS</sup>	RSX17337	RSX17338	RS5268	RS5269
2008-99	4WD Sierra 1500 (½ Ton) Inc. Crew Cab (Classic) — Exc. 1500HD & Models w/ FW1, ZX3 Electronic Ride Control, QuadraSteer Package and All Wheel Drive	0"	RS999265 <sup>XL</sup>	RS999198 <sup>XL</sup>	RSX17068	RSX17069	RS5265	RS5198
2007-06	4WD Sierra 1500HD (½ Ton) Crew Cab Classic — Exc. ZX3 Electronic Ride Control Suspension, QuadraSteer Package and All Wheel Drive	5-6"	RS999055 <sup>XL</sup>	RS999056 <sup>XL</sup>	—	—	—	—
2007-06	4WD Sierra 1500HD (½ Ton) Crew Cab Classic w/Rancho RS6550 System — Exc. ZX3 Electronic Ride Control Suspension, QuadraSteer Package and All Wheel Drive	4"	RS999296 <sup>XL</sup> RS19289 <sup>PS</sup>	RS999297 <sup>XL</sup> RS19297 <sup>PS</sup>	—	—	RS5296	RS5297

Q2 Qty. Req. 2



YEAR	MODEL	RAISED HEIGHT	RS9000XL		RSX17000		RS5000	
			FRONT	REAR	FRONT	REAR	FRONT	REAR

**GMC**

**GMC — Pickup (½ Ton) 4 W.D. (Sierra, K & V Models) — Continued**

2007-99	4WD Sierra 1500 (½ Ton) Inc. Crew Cab (Classic) — Exc. 1500HD, ZX3 Electronic Ride Control Suspension, Quadrateer Package and All Wheel Drive	5-6"	RS999057 <sup>XL</sup>	RS999297 <sup>XL</sup>	—	—	—	—
2003-01	4WD Sierra 1500HD (½ Ton) Crew Cab — Exc. ZX3 Electronic Ride Control Suspension, Quadrateer Package and All Wheel Drive	5-6"	RS999055 <sup>XL</sup>	RS999056 <sup>XL</sup>	—	—	—	—
2003-01	4WD Sierra 1500HD (½ Ton) Crew Cab w/Rancho RS6550 System — Exc. ZX3 Electronic Ride Control Suspension, Quadrateer Package and All Wheel Drive	4"	RS999296 <sup>XL</sup> RS19289 <sup>PS</sup>	RS999297 <sup>XL</sup> RS19297 <sup>PS</sup>	—	—	RS5296	RS5297
2003-01	4WD Sierra 1500HD (½ Ton) Crew Cab — Exc. ZX3 Electronic Ride Suspension or Quadrateer Package or All Wheel Drive	0"	RS999295 <sup>XL</sup>	RS999274 <sup>XL</sup>	RSX17079	RSX17346	RS5295	RS5274
1998-88	4WD K-1500 (½ Ton)	5-6"	RS999059 <sup>XL</sup>	RS999060 <sup>XL</sup>	—	—	—	—
1998-88	4WD K-1500 (½ Ton) w/Rancho RS6543 System	4"	RS999244 <sup>XL</sup>	RS999227 <sup>XL</sup>	RSX17316	RSX17315	RS5244	RS5227
1998-88	4WD K-1500 (½ Ton)	2½"	RS999152 <sup>148, XL</sup>	RS999190 <sup>XL</sup>	—	—	RS5152 <sup>148</sup>	RS5190
1998-88	4WD K-1500 (½ Ton)	0"	RS999152 <sup>XL</sup>	RS999190 <sup>XL</sup>	RSX17044	RSX17045	RS5152	RS5190
1996-88	4WD K-1500 (½ Ton) w/Rancho RS6443 System	2½-4"	RS999001 <sup>02, XL</sup>	RS999190 <sup>XL</sup>	—	—	RS5001	RS5190
1987	4WD V-1500 (½ Ton) w/ O.E. Quad Suspension							
	Inner Front (Long Shock) at Lower Mounting (2 Req'd)	2½-4"	RS999118 <sup>20, 02, XL</sup>	—	—	—	RS5118 <sup>20, 02</sup>	—
	Outer Front (Short Shock) at Lower Mounting (2 Req'd)		RS999001 <sup>02, XL</sup>	—	—	—	RS5001 <sup>02</sup>	—
	Rear		—	RS999112 <sup>XL</sup>	—	—	—	RS5112
1987	4WD V-1500 (½ Ton) — Exc. O.E. Quad Suspension	2½-4"	RS999001 <sup>02, XL</sup>	RS999112 <sup>XL</sup>	—	—	RS5001	RS5112
1987	4WD V-1500 (½ Ton) w/ O.E. Quad Suspension							
	Inner Front (Long Shock) at Lower Mounting (2 Req'd)	0-2"	RS999113 <sup>20, 02, XL</sup>	—	—	—	RS5113 <sup>20, 02</sup>	—
	Outer Front (Short Shock) at Lower Mounting (2 Req'd)		RS999151 <sup>02, XL</sup>	—	RSX17061 <sup>02</sup>	—	RS5151 <sup>02</sup>	—
	Rear		—	RS999118 <sup>XL</sup>	—	RSX17062	—	RS5118
1987	4WD V-1500 (½ Ton) — Exc. O.E. Quad Suspension	0-2"	RS999151 <sup>XL</sup>	RS999118 <sup>XL</sup>	RSX17061	RSX17062	RS5151	RS5118
1986-81	4WD K-1500 (½ Ton) w/ O.E. Quad Suspension							
	Inner Front (Long Shock) at Lower Mounting (2 Req'd)	2½-4"	RS999118 <sup>20, 02, XL</sup>	—	—	—	RS5118 <sup>20, 02</sup>	—
	Outer Front (Short Shock) at Lower Mounting (2 Req'd)		RS999001 <sup>02, XL</sup>	—	—	—	RS5001 <sup>02</sup>	—
	Rear		—	RS999112 <sup>XL</sup>	—	—	—	RS5112
1986-81	4WD K-1500 (½ Ton) — Exc. O.E. Quad Suspension	2½-4"	RS999001 <sup>02, XL</sup>	RS999112 <sup>XL</sup>	—	—	RS5001	RS5112

# Shocks

YEAR	MODEL	RAISED HEIGHT	RS9000XL		RSX17000		RS5000	
			FRONT	REAR	FRONT	REAR	FRONT	REAR
<b>GMC</b>								
<b>GMC — Pickup (½ Ton) 4 W.D. (Sierra, K &amp; V Models) — Continued</b>								
1986-81	4WD K-1500 (½ Ton) w/ O.E. Quad Suspension Inner Front (Long Shock) at Lower Mounting (2 Req'd) Outer Front (Short Shock) at Lower Mounting (2 Req'd) Rear	0-2"	RS999113 <sup>20</sup> <sub>Q2,XL</sub>	—	—	—	RS5113 <sup>20</sup> <sub>Q2</sub>	—
			RS999151 <sup>Q2</sup> <sub>XL</sub>	—	RSX17061 <sub>Q2</sub>	—	RS5151 <sup>Q2</sup>	—
			—	RS999118 <sup>XL</sup>	—	RSX17062	—	RS5118
1986-81	4WD K-1500 (½ Ton) — Exc. O.E. Quad Suspension	0-2"	RS999151 <sup>XL</sup>	RS999118 <sup>XL</sup>	RSX17061	RSX17062	RS5151	RS5118
1980-73	4WD K-1500 (½ Ton)	0-2"	RS999151 <sup>XL</sup>	RS999118 <sup>XL</sup>	RSX17061	RSX17062	RS5151	RS5118
1980-69	4WD K-1500 (½ Ton)	2½-4"	RS999001 <sup>Q2</sup> <sub>XL</sub>	RS999112 <sup>XL</sup>	—	—	RS5001	RS5112
1972-69	4WD K-1500 (½ Ton)	0-2"	RS999151 <sup>XL</sup>	RS999118 <sup>XL</sup>	—	—	RS5151	RS5118
1968-67	4WD K-1500 (½ Ton)	3-4"	—	RS999112 <sup>XL</sup>	—	—	—	RS5112
<b>GMC — Pickup (½ Ton) 2 W.D. (Sierra, C &amp; R Models)</b>								
2008-07	2WD Sierra 1500 (½ Ton) w/ Rancho RS6563B or RS6583B	4"	RS999786 <sup>XL</sup>	RS999269 <sup>XL</sup>	—	—	RS5786•	RS5269
2008-07	2WD Sierra 1500 (½ Ton) Pickup — Exc. Crew Cab, ZX3 Electronic Ride Control or Quadrateer Package	0"	RS999784 <sup>XL</sup>	RS999198 <sup>XL</sup>	—	—	RS5784•	RS5198
2008-06	2WD Sierra 1500HD (½ Ton) Crew Cab (Classic) w/Rancho RS6550 System Torsion Bar Front Suspension — Exc. ZX3 Electronic Ride Control or Quadrateer Package	4"	RS999296 <sup>XL</sup> RS19289 <sup>PS</sup>	RS999297 <sup>XL</sup> RS19297 <sup>PS</sup>	—	—	RS5296	RS5297
2008-04	2WD Sierra 1500 (½ Ton) Crew Cab (Classic) — Exc. 1500HD, ZX3 Electronic Ride Control Suspension or Quadrateer Package	0"	RS999265 <sup>XL</sup>	RS999198 <sup>XL</sup>	RSX17068	RSX17069	RS5265	RS5198
2008-99	2WD Sierra 1500 (½ Ton) Pickup (Classic) — Exc. Crew Cab, ZX3 Electronic Ride Control or Quadrateer Package	0"	RS999263 <sup>XL</sup>	RS999262 <sup>XL</sup>	RSX17070	RSX17032	RS5263	RS5262
2006	2WD Sierra 1500HD (½ Ton) Crew Cab Torsion Bar Front Suspension — Exc. Crew Cab, ZX3 Electronic Ride Control or Quadrateer Package	0"	RS999295 <sup>XL</sup>	RS999274 <sup>XL</sup>	RSX17079	RSX17346	RS5295	RS5274
2003-01	2WD Sierra 1500HD (½ Ton) Crew Cab w/Rancho RS6550 System Torsion Bar Front Suspension — Exc. ZX3 Electronic Ride Control or Quadrateer Package	4"	RS999296 <sup>XL</sup> RS19289 <sup>PS</sup>	RS999297 <sup>XL</sup> RS19297 <sup>PS</sup>	—	—	RS5296	RS5297
2003-01	2WD Sierra 1500HD (½ Ton) Crew Cab Torsion Bar Front Suspension — Exc. Crew Cab, ZX3 Electronic Ride Control or Quadrateer Package	0"	RS999295 <sup>XL</sup>	RS999274 <sup>XL</sup>	RSX17070	RSX17346	RS5295	RS5274
2001	2WD Sierra 1500HD (½ Ton) Crew Cab Coil Spring Front Suspension — Exc. ZX3 Electronic Ride Control Suspension	0"	RS999263 <sup>XL</sup>	RS999274 <sup>XL</sup>	RSX17070	RSX17346	RS5263	RS5274
1998-88	2WD C-1500 (½ Ton) w/Rancho RS6243 System	4"	RS999128 <sup>XL</sup>	RS999190 <sup>XL</sup>	RSX17041	RSX17045	RS5128	RS5190
1998-88	2WD C-1500 (½ Ton)	0"	RS999166 <sup>24</sup> <sub>XL</sub>	RS999190 <sup>XL</sup>	—	RSX17045	RS5166	RS5190
1987	2WD R-1500 (½ Ton)	1½"	RS999120 <sup>XL</sup>	RS999118 <sup>XL</sup>	—	RSX17062	RS5120	RS5118
1986-73	2WD C-1500 (½ Ton)	1½"	RS999120 <sup>XL</sup>	RS999118 <sup>XL</sup>	—	RSX17062	RS5120	RS5118
1972-67	2WD C-1500 (½ Ton) w/rear coil springs	0"	RS999120 <sup>XL</sup>	RS999113 <sup>XL</sup>	—	RSX17061	RS5120	RS5113

Q2 Qty. Req. 2

YEAR	MODEL	RAISED HEIGHT	RS9000XL		RSX17000		RS5000	
			FRONT	REAR	FRONT	REAR	FRONT	REAR
<b>GMC</b>								
<b>GMC — Pickup (½ Ton) 2 W.D. (Sierra, C &amp; R Models) — Continued</b>								
1972-63	2WD C-1500 (½ Ton) w/ Rear Leaf Spring	1½"	RS999120 <sup>XL</sup>	RS999118 <sup>XL</sup>	—	—	RS5120	RS5118
<b>GMC — Pickup (¾ Ton) 4 W.D. (Sierra, K &amp; V Models)</b>								
2008-01	4WD Sierra 2500HD (¾ Ton) (9200 GVW) Pickup — Inc. Crew Cab	5-6"	RS999055 <sup>XL</sup>	RS999056 <sup>XL</sup>	—	—	—	—
2008-01	4WD Sierra 2500HD (¾ Ton) (9200 GVW) Pickup w/Rancho RS6548 System — Inc. Crew Cab — Exc. Manual Transmission and All Wheel Drive	4"	RS999289 <sup>XL</sup> RS19289 <sup>PS</sup>	RS999297 <sup>XL</sup> RS19297 <sup>PS</sup>	—	—	RS5289	RS5297
2008-01	4WD Sierra 2500HD (¾ Ton) (9200 GVW) Pickup — Inc. Crew Cab	0"	RS999288 <sup>XL</sup>	RS999274 <sup>XL</sup>	—	—	RS5288	RS5274
2004-01	4WD Sierra 2500 (¾ Ton) (up to 8600 GVW) Pickup w/Rancho RS6550 System — Inc. Crew Cab — Exc. QuadraSteer Package or All Wheel Drive	4"	RS999296 <sup>XL</sup> RS19289 <sup>PS</sup>	RS999297 <sup>XL</sup> RS19297 <sup>PS</sup>	—	—	RS5296	RS5297
2004-99	4WD Sierra 2500 (¾ Ton) (up to 8600 GVW) Pickup — Inc. Crew Cab — Exc. QuadraSteer Package or All Wheel Drive	5-6"	RS999055 <sup>XL</sup>	RS999056 <sup>XL</sup>	—	—	—	—
2004-99	4WD Sierra 2500 (¾ Ton) (up to 8600 GVW) Pickup — Inc. Crew Cab — Exc. QuadraSteer Package	0"	RS999295 <sup>XL</sup>	RS999274 <sup>XL</sup>	RSX17079	RSX17346	RS5295	RS5274
2000-99	4WD Sierra 2500 (¾ Ton) (up to 8600 GVW) Pickup w/Rancho RS6549 System — Exc. All Wheel Drive	4"	RS999296 <sup>XL</sup> RS19289 <sup>PS</sup>	RS999297 <sup>XL</sup> RS19297 <sup>PS</sup>	—	—	RS5296	RS5297
2000-88	4WD K-2500 (¾ Ton) w/Rancho RS6543 System	4"	RS999244 <sup>XL</sup>	RS999227 <sup>XL</sup>	RSX17316	RSX17315	RS5244	RS5227
2000-88	4WD K-2500 (¾ Ton)	2½"	RS999152 <sup>148, XL</sup>	RS999190 <sup>XL</sup>	—	—	RS5152 <sup>148</sup>	RS5190
2000-88	4WD K-2500 (¾ Ton)	0"	RS999152 <sup>XL</sup>	RS999190 <sup>XL</sup>	RSX17044	RSX17045	RS5152	RS5190
1998-88	4WD K-2500 (¾ Ton) - 8 Lug	2½-4"	RS999001 <sup>02, XL</sup>	RS999227 <sup>XL</sup>	—	—	RS5001	RS5227
1996-88	4WD K-2500 (¾ Ton) - 6 Lug w/Rancho RS6443 System	2½-4"	RS999001 <sup>02, XL</sup>	RS999190 <sup>XL</sup>	—	—	RS5001	RS5190
1987	4WD V-2500 (¾ Ton) w/ O.E. Quad Suspension							
	Inner Front (Long Shock) at Lower Mounting (2 Req'd)	2½-4"	RS999118 <sup>20, 02, XL</sup>	—	—	—	RS5118 <sup>20, 02</sup>	—
	Outer Front (Short Shock) at Lower Mounting (2 Req'd)		RS999001 <sup>02, XL</sup>	—	—	—	RS5001 <sup>02</sup>	—
	Rear		—	RS999112 <sup>XL</sup>	—	—	—	RS5112
1987	4WD V-2500 (¾ Ton) — Exc. O.E. Quad Suspension	2½-4"	RS999001 <sup>02, XL</sup>	RS999112 <sup>XL</sup>	—	—	RS5001	RS5112
1987	4WD V-2500 (¾ Ton) w/ O.E. Quad Suspension							
	Inner Front (Long Shock) at Lower Mounting (2 Req'd)	0-2"	RS999113 <sup>20, 02, XL</sup>	—	—	—	RS5113 <sup>20, 02</sup>	—
	Outer Front (Short Shock) at Lower Mounting (2 Req'd)		RS999151 <sup>02, XL</sup>	—	RSX17061 <sup>02</sup>	—	RS5151 <sup>02</sup>	—
	Rear		—	RS999118 <sup>XL</sup>	—	RSX17062	—	RS5118
1987	4WD V-2500 (¾ Ton) — Exc. O.E. Quad Suspension	0-2"	RS999151 <sup>XL</sup>	RS999118 <sup>XL</sup>	RSX17061	RSX17062	RS5151	RS5118

# Shocks

YEAR	MODEL	RAISED HEIGHT	RS9000XL		RSX17000		RS5000	
			FRONT	REAR	FRONT	REAR	FRONT	REAR
<b>GMC</b>								
<b>GMC — Pickup (¾ Ton) 4 W.D. (Sierra, K &amp; V Models) — Continued</b>								
1986-81	4WD K-2500 (¾ Ton) w/ O.E. Quad Suspension Inner Front (Long Shock) at Lower Mounting (2 Req'd) Outer Front (Short Shock) at Lower Mounting (2 Req'd) Rear	2½-4"	RS999118 <sup>20</sup> <sub>Q2,XL</sub> RS999001 <sup>Q2</sup> <sub>XL</sub> —	— — RS999112 <sup>XL</sup>	— — —	— — —	RS5118 <sup>20</sup> <sub>Q2</sub> RS5001 <sup>Q2</sup> —	— — RS5112
1986-81	4WD K-2500 (¾ Ton) — Exc. O.E. Quad Suspension	2½-4"	RS999001 <sup>Q2</sup> <sub>XL</sub>	RS999112 <sup>XL</sup>	—	—	RS5001	RS5112
1986-81	4WD K-2500 (¾ Ton) w/ O.E. Quad Suspension Inner Front (Long Shock) at Lower Mounting (2 Req'd) Outer Front (Short Shock) at Lower Mounting (2 Req'd) Rear	0-2"	RS999113 <sup>20</sup> <sub>Q2,XL</sub> RS999151 <sup>Q2</sup> <sub>XL</sub> —	— — RS999118 <sup>XL</sup>	— RSX17061 <sup>Q2</sup> —	— — RSX17062	RS5113 <sup>20</sup> <sub>Q2</sub> RS5151 <sup>Q2</sup> —	— — RS5188
1986-81	4WD K-2500 (¾ Ton) — Exc. O.E. Quad Suspension	0-2"	RS999151 <sup>XL</sup>	RS999118 <sup>XL</sup>	RSX17061	RSX17062	RS5151	RS5118
1980-73	4WD K-2500 (¾ Ton)	0-2"	RS999151 <sup>XL</sup>	RS999118 <sup>XL</sup>	RSX17061	RSX17062	RS5151	RS5118
1980-69	4WD K-2500 (¾ Ton)	2½-4"	RS999001 <sup>Q2</sup> <sub>XL</sub>	RS999112 <sup>XL</sup>	—	—	RS5001	RS5112
1972-69	4WD K-2500 (¾ Ton)	0-2"	RS999151 <sup>XL</sup>	RS999118 <sup>XL</sup>	—	—	RS5151	RS5118
1968-67	4WD K-2500 (¾ Ton)	3-4"	—	RS999112 <sup>XL</sup>	—	—	—	RS5112
<b>GMC — Pickup (¾ Ton) 2 W.D. (Sierra, C &amp; R Models)</b>								
2008-01	2WD Sierra 2500HD (¾ Ton) (9200 GVW) Pickup — Inc. Crew Cab	5-6"	RS999055 <sup>XL</sup>	RS999056 <sup>XL</sup>	—	—	—	—
2008-01	2WD Sierra 2500HD (¾ Ton) (9200 GVW) Pickup — Inc. Crew Cab	4"	RS999289 <sup>XL</sup> RS19289 <sup>PS</sup>	RS999297 <sup>XL</sup> RS19297 <sup>PS</sup>	—	—	RS5289	RS5297
2008-01	2WD Sierra 2500HD (¾ Ton) (9200 GVW) Pickup — Inc. Crew Cab	0"	RS999288 <sup>XL</sup>	RS999274 <sup>XL</sup>	—	—	RS5288	RS5274
2004-99	2WD Sierra 2500 (¾ Ton) (up to 8600 GVW) Pickup — Inc. Crew Cab — Exc. Quadrateer Package	0"	RS999263 <sup>XL</sup>	RS999274 <sup>XL</sup>	RSX17070	RSX17346	RS5263	RS5274
2000-88	2WD C-2500 (¾ Ton)	0"	RS999166 <sup>24</sup> <sub>XL</sub>	RS999190 <sup>XL</sup>	—	RSX17045	RS5166	RS5190
1998-88	2WD C-2500 (¾ Ton) w/Rancho RS6243 System	4"	RS999128 <sup>24</sup> <sub>XL</sub>	RS999190 <sup>XL</sup>	RSX17041	RSX17045	RS5128	RS5190
1989-87	2WD R-2500 (¾ Ton)	1½"	RS999120 <sup>XL</sup>	RS999118 <sup>XL</sup>	—	RSX17062	RS5120	RS5118
1986-73	2WD C-2500 (¾ Ton)	1½"	RS999120 <sup>XL</sup>	RS999118 <sup>XL</sup>	—	RSX17062	RS5120	RS5118
1972-67	2WD C-2500 (¾ Ton) w/rear coil springs	0"	RS999120 <sup>XL</sup>	RS999113 <sup>XL</sup>	—	RSX17061	RS5120	RS5113
1972-63	2WD C-2500 (¾ Ton) w/ Rear Leaf Spring	1½"	RS999120 <sup>XL</sup>	RS999118 <sup>XL</sup>	—	—	RS5120	RS5118
<b>GMC — Pickup (1 Ton) 4 W.D. (Sierra, K &amp; V Models)</b>								
2007-01	4WD Sierra 3500 (1 Ton) (11400 GVW) Pickup — Inc. Chassis Cab	0"	RS999288 <sup>XL</sup>	RS999262 <sup>XL</sup>	—	—	RS5288	RS5262
2000-87	4WD K-3500 (1 Ton)	0"	RS999150 <sup>XL</sup>	RS999190 <sup>XL</sup>	—	—	RS5150	RS5190
1998-88	4WD K-3500 (1 Ton) w/Rancho RS6469 System	4"	RS999001 <sup>Q2</sup> <sub>XL</sub>	RS999227 <sup>XL</sup>	—	—	RS5001	RS5227
1991-87	4WD V-3500 (1 Ton)	2½-4"	RS999001 <sup>Q2</sup> <sub>XL</sub>	—	—	—	RS5001	RS5134
1991-87	4WD V-3500 (1 Ton)	0-2"	RS999151 <sup>XL</sup>	—	—	—	RS5151	RS5132
1986-77	4WD K-3500 (1 Ton)	2½-4"	RS999001 <sup>Q2</sup> <sub>XL</sub>	—	—	—	RS5001	RS5134
1986-77	4WD K-3500 (1 Ton)	0-2"	RS999151 <sup>XL</sup>	—	—	—	RS5151	RS5132

Q2 Qty. Req. 2

YEAR	MODEL	RAISED HEIGHT	RS9000XL		RSX17000		RS5000	
			FRONT	REAR	FRONT	REAR	FRONT	REAR
<b>GMC</b>								
<b>GMC — Pickup (1 Ton) 4 W.D. (Sierra, K &amp; V Models) — Continued</b>								
1968-67	4WD K-3500 (1 Ton)	3-4"	—	RS999112 <sup>XL</sup>	—	—	—	RS5112
<b>GMC — Pickup (1 Ton) 2 W.D. (Sierra, C &amp; R Models)</b>								
2008-01	2WD Sierra 3500 (1 Ton) (11400 GVW) Pickup w/ Ind. Front Susp. — Inc. Chassis Cab	0"	RS999288 <sup>XL</sup>	RS999262 <sup>XL</sup>	—	—	RS5288	RS5262
2000-92	2WD C-3500 (1Ton) Crew Cab	0"	RS999166 <sup>24, XL</sup>	RS999190 <sup>XL</sup>	—	—	RS5166	RS5190
2000-87	2WD C-3500 (1 Ton) — Exc. Crew Cab & 3500HD Models	0"	RS999166 <sup>24, XL</sup>	RS999190 <sup>XL</sup>	—	—	RS5166	RS5190
1991-87	2WD R-3500 (1 Ton) — Inc. Crew Cab	0"	RS999120 <sup>XL</sup>	RS999118 <sup>XL</sup>	—	—	RS5120	RS5118
1986-73	2WD C-3500 (1 Ton) — Exc. Crew Cab	0"	RS999120 <sup>XL</sup>	RS999118 <sup>XL</sup>	—	—	RS5120	RS5118
1973-63	2WD C-3500 (1 Ton) w/ Rear Leaf Spring — Exc. 157 in. W.B.	0"	RS999120 <sup>XL</sup>	RS999118 <sup>XL</sup>	—	—	RS5120	RS5118
1972-67	2WD C-3500 (1 Ton) w/157" W.B. w/rear coil springs	0"	RS999120 <sup>XL</sup>	RS999113 <sup>XL</sup>	—	—	RS5120	RS5113
<b>GMC — Pickup Canyon 4 W.D.</b>								
2008-04	4WD Canyon w/ Rancho RS6559B	4"	—	—	—	—	RS5610	RS5325
2008-04	4WD Canyon	0"	RS999300 <sup>XL</sup>	RS999301 <sup>XL</sup>	—	—	RS5300	RS5301
<b>GMC — Pickup Canyon 2 W.D.</b>								
2008-04	Canyon Torsion Bar Front Suspension w/ Z71 Off Road Package w/ Rancho RS6559B	4"	—	—	—	—	RS5610	RS5325
2008-04	Canyon Coil Spring Front Suspension w/ Z71 Off Road Package	0"	—	RS999299 <sup>XL</sup>	—	—	RS5770	RS5299
2008-04	Canyon Torsion Bar Front Suspension — Exc. w/ Z71 Off Road Package	0"	RS999300 <sup>XL</sup>	RS999301 <sup>XL</sup>	—	—	RS5300	RS5301
<b>GMC — Pickup S Models (Light Duty) 4 W.D. (Sonoma)</b>								
2004-83	4WD S-15 Sonoma Mid Size — Inc. Sport Package — Exc. ZR2 Wide Stance or Highrider Package	0"	RS999123 <sup>XL</sup>	RS999124 <sup>XL</sup>	RSX17000	RSX17001	RS5123	RS5124
2003-94	4WD S-15 Sonoma Mid Size w/ ZR2 Wide Stance or Highrider Package — Inc. Sport Package	0"	RS999123 <sup>XL</sup>	RS999190 <sup>XL</sup>	—	—	RS5123	RS5190
1993-83	4WD S-15 Sonoma Mid Size w/Rancho System	3"	RS999118 <sup>XL</sup>	RS999124 <sup>XL</sup>	—	—	RS5118	RS5124
<b>GMC — Pickup S Models (Light Duty) 2 W.D. (Sonoma)</b>								
2003-94	2WD S-15 Sonoma Mid Size	0-2"	—	RS999124 <sup>XL</sup>	—	RSX17001	RS5222	RS5124
1993-82	2WD S-15 Sonoma Mid Size	0-2"	—	RS999124 <sup>XL</sup>	—	RSX17001	RS5222	RS5124
<b>GMC — Suburban 4 W.D.</b>								
1999-92	4WD Suburban (½ Ton)	5-6"	RS999059 <sup>XL</sup>	RS999060 <sup>XL</sup>	—	—	—	—
1999-92	4WD Suburban (½ Ton) w/Rancho RS6568 System	4"	RS999244 <sup>XL</sup>	RS999227 <sup>XL</sup>	RSX17316	RSX17315	RS5244	RS5227
1999-92	4WD Suburban (½ Ton) w/Rancho RS6468 System	2½-4"	RS999001 <sup>02, XL</sup>	RS999190 <sup>XL</sup>	—	—	RS5001	RS5190
1999-92	4WD Suburban (½ Ton) w/Rancho RS6466 System	2½"	RS999152 <sup>148, XL</sup>	RS999190 <sup>XL</sup>	—	—	RS5152 <sup>148</sup>	RS5190
1999-92	4WD Suburban	0-1"	RS999150 <sup>XL</sup>	RS999124 <sup>XL</sup>	RSX17044	RSX17048	RS5150	RS5124
1998-92	4WD Suburban (¾ Ton) w/Rancho RS6469 System	2½-4"	RS999001 <sup>02, XL</sup>	RS999227 <sup>XL</sup>	—	—	RS5001	RS5227

# Shocks

YEAR	MODEL	RAISED HEIGHT	RS9000XL		RSX17000		RS5000	
			FRONT	REAR	FRONT	REAR	FRONT	REAR
<b>GMC</b>								
<b>GMC — Suburban 4 W.D. — Continued</b>								
1991-81	4WD Suburban w/ O.E. Quad Suspension Inner Front (Long Shock) at Lower Mounting (2 Reqd) Outer Front (Short Shock) at Lower Mounting (2 Reqd) Rear	2½-4"	RS999118 <sup>20</sup> <sub>Q2,XL</sub> — —	— — RS999112 <sup>XL</sup>	— — —	— — —	RS5118 <sup>20</sup> <sub>Q2</sub> RS5001 <sup>Q2 —</sup>	— — RS5112
1991-81	4WD Suburban — Exc. O.E. Quad Suspension	2½-4"	RS999001 <sup>Q2</sup> <sub>XL</sub>	RS999112 <sup>XL</sup>	—	—	RS5001	RS5112
1991-81	4WD Suburban w/ O.E. Quad Suspension Inner Front (Long Shock) at Lower Mounting (2 Reqd) Outer Front (Short Shock) at Lower Mounting (2 Reqd) Rear	0-2"	RS999113 <sup>20</sup> <sub>Q2,XL</sub> RS999151 <sup>Q2</sup> <sub>XL</sub> —	— — RS999118 <sup>XL</sup>	— RSX17061 <sup>Q2</sup> —	— — RSX17062	RS5113 <sup>20</sup> <sub>Q2</sub> RS5151 <sup>Q2</sup> —	— — RS5118
1991-81	4WD Suburban — Exc. O.E. Quad Suspension	0-2"	RS999151 <sup>XL</sup>	RS999118 <sup>XL</sup>	RSX17061	RSX17062	RS5151	RS5118
1980-73	4WD Suburban	0-2"	RS999151 <sup>XL</sup>	RS999118 <sup>XL</sup>	RSX17061	RSX17062	RS5151	RS5118
1980-69	4WD Suburban	2½-4"	RS999001 <sup>Q2</sup> <sub>XL</sub>	RS999112 <sup>XL</sup>	—	—	RS5001	RS5112
1972-69	4WD Suburban	0-2"	RS999151 <sup>XL</sup>	RS999118 <sup>XL</sup>	—	—	RS5151	RS5118
<b>GMC — Suburban 2 W.D.</b>								
1999-92	2WD Suburban w/Rancho RS6267 System	4"	RS999128 <sup>24</sup> <sub>XL</sub>	RS999190 <sup>XL</sup>	RSX17041	RSX17045	RS5128 <sup>24</sup>	RS5190
1999-92	2WD Suburban	0-1"	RS999166 <sup>XL</sup>	—	—	—	RS5166	RS5193
1991-73	2WD Suburban	0-3"	RS999120 <sup>XL</sup>	RS999118 <sup>XL</sup>	—	RSX17062	RS5120	RS5118
1972-67	2WD Suburban	0-3"	RS999120 <sup>XL</sup>	RS999118 <sup>XL</sup>	—	RSX17061	RS5120	RS5118
1966-63	2WD Suburban	0-3"	RS999120 <sup>XL</sup>	RS999118 <sup>XL</sup>	—	—	RS5120	RS5118
<b>GMC — Van Safari (Mini) AWD</b>								
2005-90	AWD Safari Van	0"	RS999150 <sup>148,XL</sup>	—	—	—	RS5150 <sup>148</sup>	RS5147
<b>GMC — Van Safari (Mini) 2 W.D.</b>								
2005-85	2WD Safari Van	0"	—	—	—	—	—	RS5147
<b>GMC — Van (½ Ton) Savana &amp; G Models - Inc. Rally &amp; Vandura</b>								
1995-70	G-1500 (½ Ton)	0"	RS999120 <sup>XL</sup>	RS999113 <sup>XL</sup>	—	—	RS5120	RS5113
1990-73	G-1500 (½ Ton) w/Rancho System	1½"	RS999120 <sup>XL</sup>	RS999118 <sup>XL</sup>	—	—	RS5120	RS5118
1969-64	G-1500 (½ Ton)	0"	RS999114 <sup>XL</sup>	RS999118 <sup>XL</sup>	—	—	RS5114	RS5118
<b>GMC — Van (¾ Ton) Savana &amp; G Models - Inc. Rally &amp; Vandura</b>								
1995-70	G-2500 (¾ Ton)	0"	RS999120 <sup>XL</sup>	RS999113 <sup>XL</sup>	—	—	RS5120	RS5113
1990-73	G-2500 (¾ Ton) w/Rancho System	1½"	RS999120 <sup>XL</sup>	RS999118 <sup>XL</sup>	—	—	RS5120	RS5118
1969-64	G-2500 (¾ Ton)	0"	RS999114 <sup>XL</sup>	RS999118 <sup>XL</sup>	—	—	RS5114	RS5118
<b>GMC — Van (1 Ton) Savana &amp; G Models - Inc. Rally &amp; Vandura</b>								
1995-92	G-3500 (1 Ton)	0"	RS999120 <sup>XL</sup>	RS999116 <sup>100,XL</sup>	—	—	RS5120	RS5116 <sup>100</sup>
1991-70	G-3500 (1 Ton)	0"	RS999120 <sup>XL</sup>	RS999113 <sup>100,XL</sup>	—	—	RS5120	RS5113 <sup>100</sup>

Q2 Qty. Req. 2

YEAR	MODEL	RAISED HEIGHT	RS9000XL		RSX17000		RS5000	
			FRONT	REAR	FRONT	REAR	FRONT	REAR

**GMC**

### GMC — Yukon XL (½ Ton) 4 W.D.

2008-07	4WD Yukon XL (½ Ton) w/Automatic Transmission w/ Rancho RS6562B or RS6582B — Exc. All Wheel Drive, Autoride (Elec) & Air Leveling Suspensions	4"	RS999786 <sup>XL</sup>	RS999274 <sup>XL</sup>	—	—	RS5786•	RS5274
2008-07	4WD Yukon XL (½ Ton) w/Autoride Suspension w/ Rancho RS6582B	4"	RS999799 <sup>XL</sup>	—	—	—	—	—
2008-07	4WD Yukon XL 1500 (½ Ton) w/Rancho RS6582B System — Exc. Z55 Autoride Suspension or ZW7 Premium Smooth Ride Suspension (Self-Leveling Suspension Nivomat)	4"	RS999786 <sup>XL</sup>	RS999274 <sup>XL</sup>	—	—	RS5786•	RS5274
2008-07	4WD Yukon XL (½ Ton) — Exc. Z55 Autoride Suspension or ZW7 Premium Smooth Ride Suspension (Self-Leveling Suspension Nivomat)	0"	RS999784 <sup>XL</sup>	RS999262 <sup>XL</sup>	RSX17032	—	RS5784•	RS5262
2006-01	4WD Yukon XL 1500 (½ Ton) — Exc. w/ Z55 Autoride Suspension or ZW7 Premium Smooth Ride Suspension (Self-Leveling Suspension Nivomat)	5-6"	RS999057 <sup>XL</sup>	RS999058 <sup>XL</sup>	—	—	—	—
2006-01	4WD Yukon XL 1500 (½ Ton) w/Rancho RS6546 or RS6547 System — Exc. w/ Z55 Autoride Suspension or ZW7 Premium Smooth Ride Suspension (Self-Leveling Suspension Nivomat)	4"	RS999268 <sup>XL</sup> RS19268 <sup>PS</sup>	RS999274 <sup>XL</sup>	RSX17337	RSX17346	RS5268	RS5274
2006-01	4WD Yukon XL 1500 (½ Ton) — Exc. Z55 Autoride Suspension or ZW7 Premium Smooth Ride Suspension (Self-Leveling Suspension Nivomat)	0"	RS999265 <sup>XL</sup>	RS999262 <sup>XL</sup>	RSX17068	RSX17032	RS5265	RS5262

### GMC — Yukon XL (½ Ton) 2 W.D.

2008	2WD Yukon XL 1500 (½ Ton) — Exc. Z55 Autoride Suspension or ZW7 Premium Smooth Ride Suspension (Self-Leveling Suspension Nivomat)	0"	RS999784 <sup>XL</sup>	RS999262 <sup>XL</sup>	—	RSX17032	RS5284	RS5262
2008-07	2WD Yukon XL (½ Ton) w/ Rancho RS6582B	4"	RS999786 <sup>XL</sup>	RS999274 <sup>XL</sup>	—	—	RS5786•	RS5274
2008-07	2WD Yukon XL (½ Ton) w/ Autoride (Elec.) & Air Leveling Suspension w/ Rancho RS6562B or RS6582B	4"	—	RS999799 <sup>XL</sup>	—	—	—	—
2006-00	2WD Yukon XL 1500 (½ Ton) — Exc. Z55 Autoride Suspension or ZW7 Premium Smooth Ride Suspension (Self-Leveling Suspension Nivomat)	0"	RS999265 <sup>XL</sup>	RS999262 <sup>XL</sup>	RSX17068	RSX17032	RS5265	RS5262
2001-00	2WD Yukon XL 1500 (½ Ton) w/Rancho RS6246 System — Exc. Z55 Autoride Suspension or ZW7 Premium Smooth Ride Suspension (Self-Leveling Suspension Nivomat)	4"	RS999268 <sup>XL</sup> RS19268 <sup>PS</sup>	RS999274 <sup>XL</sup>	RSX17337	RSX17346	RS5268	RS5274

### GMC — Yukon XL (¾ Ton) 4 W.D.

2008-01	4WD Yukon XL 2500 (¾ Ton) w/Rancho RS6551 System — Exc. Models w/ Z55 Autoride Suspension or Quadrateer Package or All Wheel Drive	4"	RS999296 <sup>XL</sup> RS19289 <sup>PS</sup>	RS999297 <sup>XL</sup> RS19297 <sup>PS</sup>	—	—	RS5296	RS5297
2008-00	4WD Yukon XL 2500 (¾ Ton) — Exc. Models w/ Z55 Autoride Suspension or Quadrateer Package or All Wheel Drive	5-6"	RS999055 <sup>XL</sup>	RS999056 <sup>XL</sup>	—	—	—	—

# Shocks

YEAR	MODEL	RAISED HEIGHT	RS9000XL		RSX17000		RS5000	
			FRONT	REAR	FRONT	REAR	FRONT	REAR
<b>GMC</b>								
<b>GMC — Yukon XL (¾ Ton) 4 W.D. — Continued</b>								
2008-00	4WD Yukon XL 2500 (¾ Ton) — Exc. Z55 Autoride Suspension or Quadrateer Package	0"	RS999295 <sup>XL</sup>	RS999262 <sup>XL</sup>	RSX17079	RSX17032	RS5295	RS5262
<b>GMC — Yukon XL (¾ Ton) 2 W.D.</b>								
2008-01	2WD Yukon XL 2500 (¾ Ton) w/Rancho RS6551 System — Exc. Z55 Autoride Suspension or Quadrateer Package	4"	RS999296 <sup>XL</sup> RS19289 <sup>PS</sup>	RS999297 <sup>XL</sup> RS19297 <sup>PS</sup>	—	—	RS5296	RS5297
2008-00	2WD Yukon XL 2500 (¾ Ton) — Exc. Z55 Autoride Suspension or Quadrateer Package	0"	RS999263 <sup>XL</sup>	RS999262 <sup>XL</sup>	RSX17070	RSX17032	RS5263	RS5262
<b>GMC — Yukon 4 W.D.</b>								
2008-07	4WD Yukon (½ Ton) w/ Automatic Transmission w/ Rancho RS6562B or RS6582B — Exc. All Wheel Drive, Autoride (Elec) & Air Leveling Suspensions	4"	RS999786 <sup>XL</sup>	RS999274 <sup>XL</sup>	—	—	RS5786•	RS5274
2008-07	4WD Yukon (½ Ton) w/ Autoride Suspension w/ Rancho RS6582B	4"	RS999799 <sup>XL</sup>	—	—	—	—	—
2008-07	4WD Yukon (½ Ton) — Exc. Z55 Autoride Suspension or ZW7 Premium Smooth Ride Suspension (Self-Leveling Suspension Nivomat)	0"	RS999784 <sup>XL</sup>	RS999262 <sup>XL</sup>	—	—	RS5784•	RS5262
2006-00	4WD Yukon 4 Door — Exc. Models w/ Z55 Autoride Suspension or ZW7 Premium Smooth Ride Suspension (Self-Leveling Suspension Nivomat)	5-6"	RS999057 <sup>XL</sup>	RS999058 <sup>XL</sup>	—	—	—	—
2006-00	4WD Yukon 4 Door w/Rancho RS6547 System — Exc. Models w/ Z55 Autoride Suspension or ZW7 Premium Smooth Ride Suspension (Self-Leveling Suspension Nivomat)	4"	RS999268 <sup>XL</sup> RS19268 <sup>PS</sup>	RS999274 <sup>XL</sup>	RSX17337	RSX17346	RS5268	RS5274
2006-00	4WD Yukon 4 Door — Exc. Z55 Autoride Suspension or ZW7 Premium Smooth Ride Suspension (Self-Leveling Suspension Nivomat)	0"	RS999265 <sup>XL</sup>	RS999262 <sup>XL</sup>	RSX17068	RSX17032	RS5265	RS5262
1999-95	4WD Yukon 4 Door	5-6"	RS999059 <sup>XL</sup>	RS999060 <sup>XL</sup>	—	—	—	—
1999-95	4WD Yukon 4 Door w/Rancho RS6455 System	4-2½"	RS999001 <sup>OZ, XL</sup>	RS999190 <sup>XL</sup>	—	—	RS5001	RS5190
1999-95	4WD Yukon 4 Door w/Rancho RS6555 System	4"	RS999244 <sup>XL</sup>	RS999227 <sup>XL</sup>	RSX17316	RSX17315	RS5244	RS5227
1999-95	4WD Yukon 4 Door	0-1"	RS999150 <sup>XL</sup>	RS999124 <sup>XL</sup>	RSX17044	RSX17048	RS5150	RS5124
1999-92	4WD Yukon 2 Door	5-6"	RS999059 <sup>XL</sup>	RS999060 <sup>XL</sup>	—	—	—	—
1999-92	4WD Yukon 2 Door w/Rancho RS6468 System	4-2½"	RS999001 <sup>OZ, XL</sup>	RS999190 <sup>XL</sup>	—	—	RS5001	RS5190
1999-92	4WD Yukon 2 Door w/Rancho RS6568 System	4"	RS999244 <sup>XL</sup>	RS999227 <sup>XL</sup>	RSX17316	RSX17315	RS5244	RS5227
1999-92	4WD Yukon 2 Door w/Rancho RS6426 System	2½"	RS999152 <sup>148, XL</sup>	RS999190 <sup>XL</sup>	—	—	RS5152 <sup>148</sup>	RS5190
1999-92	4WD Yukon 2 Door	0-1"	RS999150 <sup>XL</sup>	RS999124 <sup>XL</sup>	RSX17044	—	RS5150	RS5124
<b>GMC — Yukon 2 W.D.</b>								
2008-07	2WD Yukon (½ Ton) w/ Rancho RS6562B or RS6582B	4"	RS999786 <sup>XL</sup>	RS999274 <sup>XL</sup>	—	—	RS5786•	RS5274
2008-07	2WD Yukon (½ Ton) — Exc. Autoride (Elec.) & Air Leveling Suspension	0"	RS999784 <sup>XL</sup>	RS999262 <sup>XL</sup>	—	—	RS5784•	RS5262



# Shocks

YEAR	MODEL	RAISED HEIGHT	RS9000XL		RSX17000		RS5000	
			FRONT	REAR	FRONT	REAR	FRONT	REAR

**GMC**

## GMC — Yukon 2 W.D. — Continued

2007	2WD Yukon (½ Ton) w/ Autoride (Elec.) & Air Leveling Suspension w/ Rancho RS6582B	4"	RS999799 <sup>XL</sup>	—	—	—	—	—
2006-00	2WD Yukon 4 Door — Exc. Z55 Autoride Suspension or ZW7 Premium Smooth Ride Suspension (Self-Leveling Suspension Nivomat)	0"	RS999265 <sup>XL</sup>	—	RSX17068	RSX17032	RS5265	RS5262
2001-00	2WD Yukon 4 Door w/Rancho RS6246 System — Exc. Z55 Autoride Suspension or ZW7 Premium Smooth Ride Suspension (Self-Leveling Suspension Nivomat)	4"	RS999268 <sup>XL</sup> RS19268 <sup>PS</sup>	RS999274 <sup>XL</sup>	RSX17337	RSX17346	RS5268	RS5274
1999-95	2WD Yukon 4 Door w/Rancho RS6267 System	4"	RS999128 <sup>24</sup> <sup>XL</sup>	RS999190 <sup>XL</sup>	RSX17041	RSX17045	RS5128	RS5190
1999-95	2WD Yukon 2 Door	0"	RS999166 <sup>24</sup> <sup>XL</sup>	RS999124 <sup>XL</sup>	—	—	RS5166	RS5124
1999-95	2WD Yukon 4 Door	0"	RS999166 <sup>24</sup> <sup>XL</sup>	—	—	—	RS5166	RS5193

**HONDA**

## HONDA — CR-V

1997-96	CR-V							
	Left	0"	—	—	RSX17525•	RSX17526•	—	—
	Right	0"	—	—	RSX17524•	RSX17526•	—	—

## HONDA — Passport

1997-96	Passport	0"	—	—	—	—	—	RS5186
1995-94	Passport	0"	RS999214 <sup>XL</sup>	—	—	—	RS5214	RS5186

**HUMMER**

## HUMMER — H2

2008-03	4WD H2 w/Rancho RS6556 or RS6557 Systems — Exc. Manual Transmission	4"	RS999289 <sup>XL</sup> RS19289 <sup>PS</sup>	RS999297 <sup>XL</sup> RS19297 <sup>PS</sup>	—	—	RS5289	RS5297
2008-03	4WD H2	0"	RS999288 <sup>XL</sup>	RS999269 <sup>XL</sup> RS19269 <sup>PS</sup>	—	—	RS5288	RS5269
2008-00	AWD H2 — Inc. SUT Models	5-6"	RS999055 <sup>XL</sup>	RS999056 <sup>XL</sup>	—	—	—	—

## HUMMER — H3

2008-05	AWD H3 w/Rancho RS6558B System	4"	RS999309 <sup>XL</sup> RS19309 <sup>PS</sup>	RS999310 <sup>XL</sup> RS19310 <sup>PS</sup>	—	—	—	—
2008-05	AWD H3	0"	RS999307 <sup>XL</sup>	RS999308 <sup>XL</sup>	—	—	—	—

**INFINITI**

## INFINITI — QX56

2008-04	QX56 w/ Rancho RS6595B w/ Auto Rear Leveling Only	4"	RS999773 <sup>XL</sup>	—	—	—	—	—
2008-04	QX56 w/ Rancho RS6595B — Exc. Auto Rear Leveling Only	4"	RS999773 <sup>XL</sup>	RS999306 <sup>XL</sup>	—	RSX17130	RS5773	—
2008-04	QX56 — Exc. Auto Rear Leveling Only	0"	RS999771 <sup>XL</sup>	RS999306 <sup>XL</sup>	RSX17515	RSX17130	—	—

**INTERNATIONAL**

## INTERNATIONAL — Scout

1981-71	Scout II, Terra, Traveler All	2-3"	RS999115 <sup>XL</sup>	RS999118 <sup>XL</sup>	—	—	RS5115	RS5118
1981-71	Scout II, Terra, Traveler All	0"	RS999117 <sup>XL</sup>	RS999113 <sup>XL</sup>	—	—	RS5117	RS5113

# Shocks

YEAR	MODEL	RAISED HEIGHT	RS9000XL		RSX17000		RS5000	
			FRONT	REAR	FRONT	REAR	FRONT	REAR
<b>INTERNATIONAL</b>								
<b>INTERNATIONAL — Scout — Continued</b>								
1971-61	Scout 80, 800 All	3-4"	RS999113 <sup>XL</sup>	RS999115 <sup>XL</sup>	—	—	RS5113	RS5115
1971-61	Scout 80, 800 All	0-2"	RS999119 <sup>XL</sup>	RS999136 <sup>XL</sup>	—	—	RS5119	RS5136
<b>ISUZU</b>								
<b>ISUZU — Amigo 4 W.D.</b>								
1995-89	4WD Amigo	0"	RS999214 <sup>XL</sup>	RS999008 <sup>XL</sup>	—	—	RS5214	RS5008
<b>ISUZU — Amigo 2 W.D.</b>								
1995-89	2WD Amigo	0"	RS999214 <sup>XL</sup>	RS999008 <sup>XL</sup>	—	—	RS5214	RS5008
<b>ISUZU — Ascender</b>								
2004-03	Ascender w/ Rear Air Spring Suspension	0"	—	—	RSX17512	RSX17081	—	—
2004-03	Ascender w/ Rear Coil Spring Suspension	0"	—	—	RSX17512	RSX17082	—	—
<b>ISUZU — Hombre 4 W.D.</b>								
2000-96	4WD Hombre	0"	RS999123 <sup>XL</sup>	RS999124 <sup>XL</sup>	RSX17000	RSX17001	RS5123	RS5124
<b>ISUZU — Hombre 2 W.D.</b>								
2000-96	2WD Hombre	0"	—	RS999124 <sup>XL</sup>	—	RSX17001	RS5222	RS5124
<b>ISUZU — Pickup Series 4 W.D.</b>								
1995-91	4WD Pickup	0"	RS999214 <sup>XL</sup>	RS999113 <sup>XL</sup>	—	—	RS5214	RS5113
1990-89	4WD Pickup	0"	RS999214 <sup>XL</sup>	RS999008 <sup>XL</sup>	—	—	RS5214	RS5008
1988-81	4WD Pickup	0"	—	—	—	—	RS5605 <sup>70</sup>	RS5601 <sup>70</sup>
<b>ISUZU — Pickup Series 2 W.D.</b>								
1995-91	2WD Pickup	0"	RS999214 <sup>XL</sup>	RS999113 <sup>XL</sup>	—	—	RS5214	RS5113
1990-89	2WD Pickup	0"	RS999214 <sup>XL</sup>	RS999008 <sup>XL</sup>	—	—	RS5214	RS5008
1988-81	2WD Pickup	0"	—	—	—	—	RS5605 <sup>70</sup>	RS5601 <sup>70</sup>
<b>ISUZU — Rodeo 4 W.D.</b>								
1997-96	4WD Rodeo	0"	—	—	—	—	—	RS5186
1995-90	4WD Rodeo	0"	RS999214 <sup>XL</sup>	—	—	—	RS5214	RS5186
<b>ISUZU — Rodeo 2 W.D.</b>								
1997-96	2WD Rodeo	0"	—	—	—	—	—	RS5186
1995-90	2WD Rodeo	0"	RS999214 <sup>XL</sup>	—	—	—	RS5214	RS5186
<b>ISUZU — Trooper &amp; Trooper II 4 W.D.</b>								
2002-92	4WD Trooper	0-1"	RS999214 <sup>XL</sup>	RS999215 <sup>XL</sup>	—	—	RS5214	RS5215
1991-89	4WD Trooper II	0-1"	RS999214 <sup>XL</sup>	RS999179 <sup>XL</sup>	—	—	RS5214	RS5179
1988-87	4WD Trooper II	0-1"	—	RS999179 <sup>XL</sup>	—	—	RS5605 <sup>70</sup>	RS5179
1986-84	4WD Trooper II	0-1"	—	—	—	—	RS5605 <sup>70</sup>	RS5205
<b>ISUZU — Trooper 2 W.D.</b>								
2002-00	2WD Trooper	0-1"	RS999214 <sup>XL</sup>	RS999215 <sup>XL</sup>	—	—	RS5214	RS5215
<b>ISUZU — Vehicross 4 W.D.</b>								
2001-99	4WD Vehicross	0"	RS999214 <sup>XL</sup>	RS999215 <sup>XL</sup>	—	—	RS5214	RS5215

YEAR	MODEL	RAISED HEIGHT	RS9000XL		RSX17000		RS5000	
			FRONT	REAR	FRONT	REAR	FRONT	REAR
<b>JEEP</b>								
<b>JEEP — Cherokee</b>								
2001-91	XJ Cherokee Mid Size All	0"	RS999128 <sup>XL</sup>	RS999129 <sup>XL</sup>	RSX17041	RSX17043	RS5128	RS5129
1997-84	XJ Cherokee Mid Size All w/Rancho System	3"	RS999239 <sup>XL</sup>	RS999129 <sup>XL</sup>	RSX17317	—	RS5239	RS5129
1990-84	XJ Cherokee Mid Size All	0"	RS999128 <sup>XL</sup>	RS999129 <sup>XL</sup>	RSX17036	RSX17043	RS5128	RS5129
<b>JEEP — CJ Series 4 W.D.</b>								
1986-82	4WD CJ5, CJ7	2½"	RS999113 <sup>XL</sup>	RS999118 <sup>XL</sup>	—	—	RS5113	RS5118
1986-82	4WD CJ5, CJ7	0-1½"	RS999113 <sup>XL</sup>	RS999113 <sup>XL</sup>	—	—	RS5113	RS5113
1986-76	4WD CJ5, CJ7 Competition System	2"	RS999119 <sup>XL</sup>	RS999118 <sup>XL</sup>	—	—	RS5119	RS5118
1981-76	4WD CJ5, CJ7	2½"	RS999119 <sup>201, XL</sup>	RS999118 <sup>XL</sup>	—	—	RS5119 <sup>21</sup>	RS5118
1981-76	4WD CJ5, CJ7	0-1½"	RS999119 <sup>XL</sup>	RS999113 <sup>XL</sup>	RSX17005	—	RS5119	RS5113
1975-73	4WD CJ5, CJ6	0"	RS999119 <sup>XL</sup>	RS999119 <sup>XL</sup>	RSX17005	—	RS5119	RS5119
1975-53	4WD CJ5, CJ6	2-3"	RS999113 <sup>XL</sup>	RS999113 <sup>XL</sup>	—	—	RS5113	RS5113
1972-53	4WD CJ5, CJ6	0"	RS999119 <sup>XL</sup>	RS999119 <sup>XL</sup>	—	—	RS5119	RS5119
1963-41	4WD CJ2A, CJ3A, CJ3B	2-3"	RS999119 <sup>XL</sup>	RS999113 <sup>XL</sup>	—	—	RS5119	RS5113
1963-41	4WD CJ2A, CJ3A, CJ3B	0"	—	RS999119 <sup>XL</sup>	—	—	—	RS5119
<b>JEEP — CJ Series 2 W.D.</b>								
1975-72	2WD CJ5, CJ6 w/Rancho System	2½"	RS999113 <sup>XL</sup>	RS999113 <sup>XL</sup>	—	—	RS5113	RS5113
<b>JEEP — Commander</b>								
2008-06	Commander	0"	—	—	RSX17522•	RSX17133	—	—
<b>JEEP — DJ Dispatcher 4 W.D.</b>								
1974-72	4WD DJ5 w/Rancho System	2½"	RS999113 <sup>XL</sup>	RS999113 <sup>XL</sup>	—	—	RS5113	RS5113
<b>JEEP — DJ Dispatcher 2 W.D.</b>								
1974-72	2WD DJ5 w/Rancho System	2½"	RS999113 <sup>XL</sup>	RS999113 <sup>XL</sup>	—	—	RS5113	RS5113
1974-63	2WD DJ5A	0"	RS999119 <sup>XL</sup>	RS999119 <sup>XL</sup>	—	—	RS5119	RS5119
1965-49	2WD DJ3A	0"	—	RS999119 <sup>XL</sup>	—	—	—	RS5119
<b>JEEP — Grand Cherokee</b>								
2007-05	WJ Grand Cherokee All	0"	—	—	RSX17522•	RSX17133	—	—
2004-99	WJ Grand Cherokee All	0"	RS999128 <sup>XL</sup>	RS999260 <sup>XL</sup>	RSX17036	RSX17073	RS5128	RS5260
2001-99	WJ Grand Cherokee All	2"	RS999239 <sup>XL</sup>	RS999260 <sup>XL</sup>	RSX17317	RSX17073	RS5239	RS5260
1998-93	ZJ Grand Cherokee All	3"	RS999239 <sup>XL</sup>	RS999194 <sup>XL</sup>	RSX17317	—	RS5239	RS5194
1998-93	ZJ Grand Cherokee All	2"	RS999239 <sup>XL</sup>	RS999194 <sup>XL</sup>	RSX17317	RSX17037	RS5239	RS5194
1998-93	ZJ Grand Cherokee All	0"	RS999128 <sup>XL</sup>	RS999259 <sup>XL</sup>	RSX17036	RSX17037	RS5128	RS5259
<b>JEEP — Grand Wagoneer 4 W.D.</b>								
1991-84	4WD Grand Wagoneer	2½"	RS999118 <sup>XL</sup>	RS999118 <sup>XL</sup>	—	—	RS5118	RS5118
1991-84	4WD Grand Wagoneer	0"	RS999113 <sup>XL</sup>	RS999113 <sup>XL</sup>	—	—	RS5113	RS5113
<b>JEEP — Jeepster (Inc. Commando) 4 W.D.</b>								
1973-69	4WD Jeepster, C101, Commando	2-3"	RS999113 <sup>XL</sup>	RS999118 <sup>XL</sup>	—	—	RS5113	RS5118
1973-69	4WD Jeepster, C101, Commando	0"	RS999119 <sup>XL</sup>	RS999113 <sup>XL</sup>	—	—	RS5119	RS5113
1962-47	4WD Utility Wagon	1½-3"	RS999119 <sup>XL</sup>	RS999116 <sup>XL</sup>	—	—	RS5119	RS5116
1962-47	4WD Utility Wagon	0"	—	RS999113 <sup>XL</sup>	—	—	—	RS5113
<b>JEEP — Liberty</b>								
2007-02	Liberty	0"	RS999764 <sup>XL</sup>	RS999284 <sup>XL</sup>	RSX17505	—	RS5764	RS5284
<b>JEEP — M Series (Military Jeep) 4 W.D.</b>								
1975-53	4WD M38A1	2-3"	RS999113 <sup>XL</sup>	RS999113 <sup>XL</sup>	—	—	RS5113	RS5113
1975-53	4WD M38A1	0"	RS999119 <sup>XL</sup>	RS999119 <sup>XL</sup>	—	—	RS5119	RS5119
1963-41	4WD MB, M38	2-3"	RS999119 <sup>XL</sup>	RS999113 <sup>XL</sup>	—	—	RS5119	RS5113

# Shocks

YEAR	MODEL	RAISED HEIGHT	RS9000XL		RSX17000		RS5000	
			FRONT	REAR	FRONT	REAR	FRONT	REAR
<b>JEEP</b>								
<b>JEEP — M Series (Military Jeep) 4 W.D. — Continued</b>								
1963-41	4WD MB, M38	0"	—	RS999119 <sup>XL</sup>	—	—	—	RS5119
<b>JEEP — Pickup Comanche (MJ Series) 4 W.D.</b>								
1992-91	4WD Comanche Mid Size	0"	RS999128 <sup>XL</sup>	RS999118 <sup>XL</sup>	RSX17041	—	RS5128	RS5118
1992-86	4WD Comanche Mid Size - 2" max. ht. rear	3"	RS999239 <sup>XL</sup>	RS999118 <sup>XL</sup>	—	—	RS5239	RS5118
1990-86	4WD Comanche Mid Size	0"	RS999128 <sup>XL</sup>	RS999118 <sup>XL</sup>	RSX17036	—	RS5128	RS5118
<b>JEEP — Pickup Comanche (MJ Series) 2 W.D.</b>								
1992-91	2WD Comanche Mid Size	0"	RS999128 <sup>XL</sup>	RS999118 <sup>XL</sup>	RSX17041	—	RS5128	RS5118
1992-86	2WD Comanche Mid Size - 2" max. ht. rear	3"	RS999239 <sup>XL</sup>	RS999118 <sup>XL</sup>	—	—	RS5239	RS5118
1990-87	2WD Comanche Mid Size	0"	RS999128 <sup>XL</sup>	RS999118 <sup>XL</sup>	RSX17036	—	RS5128	RS5118
<b>JEEP — Pickup Gladiator (J Series) 4 W.D.</b>								
1973-63	4WD Gladiator	2-3"	RS999116 <sup>XL</sup>	RS999118 <sup>XL</sup>	—	—	RS5116	RS5118
1973-63	4WD Gladiator	0"	RS999113 <sup>XL</sup>	RS999113 <sup>XL</sup>	—	—	RS5113	RS5113
1962-47	4WD Utility Truck	1½-3"	RS999119 <sup>XL</sup>	RS999116 <sup>XL</sup>	—	—	RS5119	RS5116
1962-47	4WD Utility Truck	0"	—	RS999113 <sup>XL</sup>	—	—	—	RS5113
<b>JEEP — Pickup Pioneer (J Series) 4 W.D.</b>								
1986-74	4WD J10 (½ Ton), J20 (¾ Ton)	2-3"	RS999118 <sup>XL</sup>	RS999118 <sup>XL</sup>	—	—	RS5118	RS5118
1986-74	4WD J10 (½ Ton), J20 (¾ Ton)	0"	RS999113 <sup>XL</sup>	RS999113 <sup>XL</sup>	—	—	RS5113	RS5113
<b>JEEP — Scrambler 4 W.D.</b>								
1986-82	4WD Scrambler	2½"	RS999113 <sup>XL</sup>	RS999118 <sup>XL</sup>	—	—	RS5113	RS5118
1986-82	4WD Scrambler	0-1½"	RS999113 <sup>XL</sup>	RS999113 <sup>XL</sup>	—	—	RS5113	RS5113
1986-76	4WD Scrambler Competition System	2"	RS999119 <sup>XL</sup>	RS999118 <sup>XL</sup>	—	—	RS5119	RS5118
1981-76	4WD Scrambler	2½"	RS999119 <sup>21, XL</sup>	RS999118 <sup>XL</sup>	—	—	RS5119 <sup>21</sup>	RS5118
1981-76	4WD Scrambler	0-1½"	RS999119 <sup>XL</sup>	RS999113 <sup>XL</sup>	RSX17005	—	RS5119	RS5113
<b>JEEP — Wagoneer 4 W.D.</b>								
1990-84	4WD Wagoneer (XJ) 101" WB — Exc. Grand Wagoneer	0"	RS999128 <sup>XL</sup>	RS999129 <sup>XL</sup>	RSX17036	RSX17043	RS5128	RS5129
1983-76	4WD Wagoneer Full Size	2-3"	RS999118 <sup>XL</sup>	RS999118 <sup>XL</sup>	—	—	RS5118	RS5118
1983-76	4WD Wagoneer Full Size	0"	RS999113 <sup>XL</sup>	RS999113 <sup>XL</sup>	—	—	RS5113	RS5113
1975	4WD Wagoneer Full Size	2-3"	RS999118 <sup>XL</sup>	RS999119 <sup>XL</sup>	—	—	RS5118	RS5119
1975	4WD Wagoneer Full Size	0"	RS999113 <sup>XL</sup>	RS999120 <sup>XL</sup>	—	—	RS5113	RS5120
1974	4WD Wagoneer Full Size	2-3"	RS999118 <sup>XL</sup>	RS999113 <sup>XL</sup>	—	—	RS5118	RS5113
1974	4WD Wagoneer Full Size	0"	RS999113 <sup>XL</sup>	RS999119 <sup>XL</sup>	—	—	RS5113	RS5119
1973-63	4WD Wagoneer Full Size	2-3"	RS999116 <sup>XL</sup>	RS999118 <sup>XL</sup>	—	—	RS5116	RS5118
1973-63	4WD Wagoneer Full Size	0"	RS999113 <sup>XL</sup>	RS999113 <sup>XL</sup>	—	—	RS5113	RS5113
<b>JEEP — Wrangler (JK Series)</b>								
2008-07	4WD JK Wrangler 2/4-Door w/ Rancho LONG ARM SUSPENSION RS6509B — Inc. Rubicon(154, 252, 253)	4"	RS999331 <sup>XL, PS</sup>	RS999332 <sup>XL, PS</sup>	—	—	RS5331•	RS5332•
2008-07	4WD JK Wrangler 2 & 4 Door Models w/ Rancho Sport Suspension RS6507B — Inc. Rubicon	4"	RS999329 <sup>XL, PS</sup>	RS999330 <sup>XL, PS</sup>	—	—	—	—
2008-07	4WD JK Wrangler 2 & 4 Door Models — Inc. Rubicon	2"	RS999326 <sup>XL</sup>	RS999328 <sup>XL</sup>	—	—	—	—
2008-07	2WD JK Wrangler 2/4 Door w/ Automatic or Manual Transmission — Inc. Rubicon	0"	RS999326 <sup>XL</sup>	RS999327 <sup>XL</sup>	—	—	—	—

# Shocks

YEAR	MODEL	RAISED HEIGHT	RS9000XL		RSX17000		RS5000	
			FRONT	REAR	FRONT	REAR	FRONT	REAR
<b>JEEP</b>								
<b>JEEP — Wrangler (TJ Series)</b>								
2006-97	TJ Wrangler	5-6"	RS999061 <sup>XL</sup>	RS999062 <sup>XL</sup>	—	—	—	—
2006-97	4WD TJ Wrangler w/Rancho RS6502 or RS6503 Systems	2½"	RS999239 <sup>XL</sup>	RS999241 <sup>XL</sup>	RSX17317	RSX17326	RS5239	RS5241
2006-97	TJ Wrangler w/Rancho Rockcrawler RS6505 or RS6506 System	2½"	RS999255 <sup>XL</sup> RS19255 <sup>PS</sup>	RS999256 <sup>XL</sup> RS19256 <sup>PS</sup>	RSX17339	RSX17340	RS5255	RS5256
2006-97	TJ Wrangler	0"	RS999128 <sup>XL</sup>	RS999240 <sup>XL</sup>	RSX17036	RSX17040	RS5128	RS5240
<b>JEEP — Wrangler (YJ Series)</b>								
1996-86	4WD YJ Wrangler w/Rancho 2½" System	2½"	RS999168 <sup>XL</sup>	RS999118 <sup>XL</sup>	—	—	RS5168	RS5118
1996-86	4WD YJ Wrangler	0-1½"	RS999168 <sup>XL</sup>	RS999113 <sup>XL</sup>	RSX17038	RSX17039	RS5168	RS5113
<b>LADA</b>								
<b>LADA — Niva 4 W.D.</b>								
1989-76	4WD Niva	0"	—	—	—	—	RS5605 <sup>70</sup>	RS5601 <sup>70</sup>
<b>LAND ROVER</b>								
<b>LAND ROVER — Defender 90</b>								
1995-83	90", 110", 130", W.B. & Defender w/rear coil springs only	0-1"	RS999159 <sup>XL</sup>	RS999157 <sup>XL</sup>	—	—	RS5159	RS5157
1984-59	109" W.B. 1 Ton Version	0-1"	—	RS999157 <sup>XL</sup>	—	—	—	RS5157
<b>LAND ROVER — Discovery</b>								
1995-89	Land Rover Discovery w/rear coil springs only	0-1"	RS999159 <sup>XL</sup>	RS999157 <sup>XL</sup>	—	—	RS5159	RS5157
<b>LAND ROVER — Range Rover</b>								
1994-70	Range Rover 100" — Exc. Air Suspension	0-1"	RS999159 <sup>XL</sup>	RS999157 <sup>XL</sup>	—	—	RS5159	RS5157
<b>LEXUS</b>								
<b>LEXUS — LX450</b>								
1997-96	LX450	0"	RS999207 <sup>XL</sup>	RS999208 <sup>XL</sup>	—	—	RS5207	RS5208
<b>LINCOLN</b>								
<b>LINCOLN — Mark LT (½ Ton) 4 W.D. (Pickup)</b>								
2008-06	4WD Mark LT (½ Ton) w/Rancho RS6589 System — Exc. 8200 GVW & Models w/All Wheel Drive	4"	RS999769 <sup>XL</sup>	RS999287 <sup>XL</sup> RS19287 <sup>PS</sup>	—	—	RS5769	RS5287
2008-06	4WD Mark LT (½ Ton) Pickup	0"	RS999767 <sup>OL</sup>	RS999286 <sup>XL</sup>	—	—	RS5767	RS5286
<b>MAZDA</b>								
<b>MAZDA — Navajo 4 W.D.</b>								
1994-90	4WD Navajo	0-1½"	RS999039 <sup>XL</sup>	RS999185 <sup>XL</sup>	—	RSX17018	RS5039	RS5185
1993-90	4WD Navajo w/Rancho System	2½"	RS999136 <sup>XL</sup>	RS999185 <sup>XL</sup>	—	—	RS5136	RS5185
<b>MAZDA — Navajo 2 W.D.</b>								
1994-90	2WD Navajo	0-1½"	RS999039 <sup>XL</sup>	RS999185 <sup>XL</sup>	—	RSX17018	RS5039	RS5185
<b>MAZDA — Pickup B Series 4 W.D.</b>								
2005-98	4WD B3000, B4000	0"	RS999229 <sup>XL</sup>	RS999112 <sup>XL</sup>	RSX17021	RSX17030	RS5229	RS5112
1997-94	4WD B3000, B4000	0-1½"	RS999039 <sup>XL</sup>	RS999010 <sup>XL</sup>	—	RSX17030	RS5039	RS5010

# Shocks

YEAR	MODEL	RAISED HEIGHT	RS9000XL		RSX17000		RS5000	
			FRONT	REAR	FRONT	REAR	FRONT	REAR

## MAZDA

### MAZDA — Pickup B Series 4 W.D. — Continued

1994	4WD B3000, B4000 w/Rancho System Only	2½"	RS999136 <sup>XL</sup>	RS999010 <sup>XL</sup>	—	—	RS5136	RS5010
1993-87	4WD B2600	0-1"	RS999039 <sup>XL</sup>	RS999321 <sup>XL</sup>	—	—	RS5039	—

### MAZDA — Pickup B Series 2 W.D.

2005-01	2WD B2300	0"	—	RS999194 <sup>XL</sup>	—	—	—	RS5125
2005-01	2WD B3000, B4000 w/ Coil Spring Front Suspension — Exc. Dual Sport	0"	—	RS999194 <sup>XL</sup>	—	—	—	RS5125
2005-01	2WD B3000, B4000 w/ Torsion Bar Front Suspension — Inc. Dual Sport	0"	RS999229 <sup>XL</sup>	RS999112 <sup>XL</sup>	RSX17021	RSX17030	RS5229	RS5112
2000-98	2WD B2300, B3000, B4000	0"	—	RS999194 <sup>XL</sup>	—	—	—	RS5125
1997-94	2WD B2300, B3000, B4000	0"	RS999039 <sup>XL</sup>	RS999194 <sup>XL</sup>	—	—	RS5039	RS5125
1993-86	2WD B2000, B2200	0-1"	—	—	—	—	RS5039	RS5601 <sup>70</sup>
1984-82	2WD B2000, B2200	0-1"	—	—	—	—	RS5602 <sup>70</sup>	—

## MERCURY

### MERCURY — Mountaineer

2006-03	Mountaineer - 2WD/4WD	0"	—	—	RSX17521	RSX17507	—	—
2003-02	Mountaineer	0"	—	—	RSX17506	RSX17507	—	—
2001-96	Mountaineer	0"	RS999229 <sup>XL</sup>	RS999185 <sup>XL</sup>	RSX17021	RSX17018	RS5229	RS5185

## MITSUBISHI

### MITSUBISHI — Montero 4 W.D.

2000-92	4WD Montero w/o elect. adj. shocks — Exc. Montero Sport	0-1"	RS999223 <sup>XL</sup>	RS999213 <sup>XL</sup>	—	—	RS5223	RS5213
1991-89	4WD Montero w/rear coil springs — Exc. Montero Sport	0-1"	—	—	—	—	—	RS5203
1988-83	4WD Montero w/rear leaf springs — Exc. Montero Sport	0-1"	—	RS999118 <sup>XL</sup>	—	—	—	RS5118

### MITSUBISHI — Pajero 4 W.D.

2000-92	4WD Pajero w/o elect. adj. shocks	0-1"	RS999223 <sup>XL</sup>	RS999213 <sup>XL</sup>	—	—	RS5223	RS5213
1991-89	4WD Pajero w/rear coil springs	0-1"	—	—	—	—	—	RS5203
1988-83	4WD Pajero w/rear leaf springs	0-1"	—	RS999118 <sup>XL</sup>	—	—	—	RS5118

### MITSUBISHI — Pickup Series 4 W.D.

1996-83	4WD Pickup	0-2"	—	RS999118 <sup>XL</sup>	—	—	RS5602 <sup>70</sup>	RS5118
---------	------------	------	---	------------------------	---	---	----------------------	--------

### MITSUBISHI — Pickup Series 2 W.D.

1996-79	2WD Pickup	0-2"	—	RS999113 <sup>XL</sup>	—	—	RS5602 <sup>70</sup>	RS5113
---------	------------	------	---	------------------------	---	---	----------------------	--------

## NISSAN

### NISSAN — Armada

2008-04	Armada w/ Rancho RS6595B — Exc. Auto Rear Leveling Only	4"	RS999773 <sup>XL</sup>	RS999306 <sup>XL</sup>	—	RSX17130	RS5773	—
2008-04	Armada w/ Rancho RS6595B w/ Auto Rear Leveling Only	4"	RS999773 <sup>XL</sup>	—	—	—	RS5773	—
2008-04	Armada w/ out Rear Autoleveling	0"	RS999771 <sup>XL</sup>	RS999306 <sup>XL</sup>	RSX17515	RSX17130	—	—

### NISSAN — Frontier 4 W.D.

2007-05	4WD Frontier	0"	RS999787 <sup>XL</sup>	RS999311 <sup>XL</sup>	—	—	—	—
2004-00	4WD Frontier w/Rancho RS6593 System w/ King Cab	2½"	RS999188 <sup>XL</sup>	RS999333	—	—	RS5188	—
2003-00	4WD Frontier Crew Cab	0"	RS999188 <sup>XL</sup>	RS999341 <sup>XL</sup>	—	—	RS5188	RS5113

YEAR	MODEL	RAISED HEIGHT	RS9000XL		RSX17000		RS5000	
			FRONT	REAR	FRONT	REAR	FRONT	REAR
<b>NISSAN</b>								
<b>NISSAN — Frontier 4 W.D. — Continued</b>								
2002-98	4WD Frontier — Exc. Crew Cab	0"	RS999188 <sup>XL</sup>	RS999341 <sup>XL</sup>	—	—	RS5188	RS5113
<b>NISSAN — Frontier 2 W.D.</b>								
2007-05	2WD Frontier	0"	RS999787 <sup>XL</sup>	RS999311 <sup>XL</sup>	—	—	—	—
2003-98	2WD Frontier Crew Cab — Exc. Desert Runner	0"	RS999188 <sup>XL</sup>	RS999333	—	—	RS5188	RS5116
2002-00	2WD Frontier Desert Runner	0"	RS999188 <sup>XL</sup>	RS999333	—	—	RS5188	RS5116
2002-98	2WD Frontier — Exc. Crew Cab & Desert Runner	0"	—	RS999341 <sup>XL</sup>	—	—	RS5605	RS5113
<b>NISSAN — Pathfinder 4 W.D.</b>								
2007-05	4WD Pathfinder	0"	RS999787 <sup>XL</sup>	RS999312 <sup>XL</sup>	—	—	—	—
2004-02	4WD Pathfinder	0"	—	—	RSX17511	RSX17122	—	—
	Left				RSX17510	RSX17122		
2001-Dec 98	4WD Pathfinder	0"	—	—	RSX17504	RSX17122	—	—
	Left				RSX17503	RSX17122		
Nov 98-96	4WD Pathfinder	0"	—	—	RSX17502	RSX17121	—	—
	Left				RSX17501	RSX17121		
1995-July 86	4WD Pathfinder w/Rancho System	0-2½"	RS999214 <sup>XL</sup>	RS999333	—	—	RS5214	RS5116
<b>NISSAN — Pathfinder 2 W.D.</b>								
2007-05	2WD Pathfinder	0"	RS999787 <sup>XL</sup>	RS999312 <sup>XL</sup>	—	—	—	—
1995-July 86	2WD Pathfinder w/Rancho System	0-2½"	RS999214 <sup>XL</sup>	RS999333	—	—	RS5214	RS5116
<b>NISSAN — Patrol 4 W.D.</b>								
2005-98	4WD Patrol GR (Y61)	0-1"	RS999201 <sup>XL</sup>	RS999202 <sup>XL</sup>	—	—	RS5201	RS5202
1994-July 88	4WD Patrol R (160/743 & 260/743) leaf springs	0-1"	RS999204 <sup>XL</sup>	—	—	—	—	RS5205
1994-88	4WD Patrol GR (Y60) coil springs	0-1"	RS999201 <sup>XL</sup>	RS999202 <sup>XL</sup>	—	—	RS5201	RS5202
1988-July 82	4WD Patrol 160 (orig. J) & 260 (orig. E)	0-1"	—	RS999117 <sup>XL</sup>	—	—	—	RS5117
1982-80	4WD Patrol 160	0-1"	—	RS999117 <sup>XL</sup>	—	—	—	RS5117
<b>NISSAN — Pickup Series 4 W.D.</b>								
1997-July 86	4WD Hardbody Pickup	0-1½"	—	RS999113 <sup>XL</sup>	—	—	RS5605 <sup>70</sup>	RS5113
1993-July 86	4WD Hardbody w/Rancho 2½" System Only	2½"	RS999188 <sup>XL</sup>	RS999113 <sup>XL</sup>	—	—	RS5188	RS5113
1986-83	4WD Pickup All	0-1½"	—	RS999113 <sup>XL</sup>	—	—	RS5605 <sup>70</sup>	RS5113
1982	4WD Pickup All	0-1½"	—	—	—	—	RS5605 <sup>70</sup>	RS5601 <sup>70</sup>
1981-80	4WD Pickup All	0-1½"	—	—	—	—	RS5605 <sup>70</sup>	RS5604 <sup>70</sup>
<b>NISSAN — Pickup Series 2 W.D.</b>								
1997-July 86	2WD Hardbody Pickup	0-1½"	—	RS999113 <sup>XL</sup>	—	—	RS5605 <sup>70</sup>	RS5113
1994-July 86	2WD Hardbody w/Rancho 2½" System Only	2½"	RS999188 <sup>XL</sup>	RS999113 <sup>XL</sup>	—	—	RS5188	RS5113
1986-69	2WD Pickup All	0-1½"	—	—	—	—	RS5605 <sup>70</sup>	RS5604 <sup>70</sup>

# Shocks

YEAR	MODEL	RAISED HEIGHT	RS9000XL		RSX17000		RS5000	
			FRONT	REAR	FRONT	REAR	FRONT	REAR
<b>NISSAN</b>								
<b>NISSAN — Pickup Titan 4 W.D.</b>								
2008-04	4WD Titan w/Rancho RS6594B System — Exc. All Wheel Drive	4"	RS999773 <sup>XL</sup>	RS999304 <sup>XL</sup> RS19304 <sup>PS</sup>	—	—	RS5773	RS5304
2008-04	4WD Titan Pickup	0"	RS999771 <sup>XL</sup>	RS999303 <sup>XL</sup>	RSX17515	RSX17128	—	—
<b>NISSAN — Pickup Titan 2 W.D.</b>								
2008-04	2WD Titan w/Rancho RS6594B System	4"	RS999773 <sup>XL</sup>	RS999304 <sup>XL</sup> RS19304 <sup>PS</sup>	—	—	RS5773	RS5304
2008-04	2WD Titan Pickup	0"	RS999771 <sup>XL</sup>	RS999303 <sup>XL</sup>	RSX17515	RSX17129	—	—
<b>NISSAN — Terrano 4 W.D.</b>								
2000	4WD Terrano	0"	RS999214 <sup>XL</sup>	RS999118 <sup>XL</sup>	—	—	RS5214	RS5118
1995- July 86	4WD Terrano w/Rancho System	2½"	RS999029 <sup>XL</sup>	RS999118 <sup>XL</sup>	—	—	RS5029	RS5118
<b>NISSAN — Terrano 2 W.D.</b>								
2000	2WD Terrano	0"	RS999214 <sup>XL</sup>	RS999118 <sup>XL</sup>	—	—	RS5214	RS5118
1995- July 86	2WD Terrano w/Rancho System	2½"	RS999029 <sup>XL</sup>	RS999118 <sup>XL</sup>	—	—	RS5029	RS5118
<b>NISSAN — Xterra 4 W.D.</b>								
2005	4WD Xterra	0"	RS999787 <sup>XL</sup>	RS999314 <sup>XL</sup>	—	—	—	—
2004-00	4WD Xterra w/Rancho RS6592 System	2½"	RS999188 <sup>XL</sup>	RS999116 <sup>XL</sup>	—	—	RS5188	RS5116
2004-00	4WD Xterra	0"	—	—	RSX17123	RSX17124	—	—
<b>NISSAN — Xterra 2 W.D.</b>								
2006-05	2WD Xterra	0"	RS999787 <sup>XL</sup>	RS999313 <sup>XL</sup>	—	—	—	—
2004-00	2WD Xterra w/Rancho RS6592 System	2½"	RS999188 <sup>XL</sup>	RS999116 <sup>XL</sup>	—	—	RS5188	RS5116
2004-00	2WD Xterra	0"	—	—	RSX17123	RSX17124	—	—
<b>OLDSMOBILE</b>								
<b>OLDSMOBILE — Bravada 4 W.D.</b>								
2004-02	4WD Bravada w/ Rear Air Spring Suspension	0"	—	—	RSX17512	RSX17081	—	—
2004-02	4WD Bravada w/ Rear Coil Spring Suspension	0"	—	—	RSX17512	RSX17082	—	—
2001-91	4WD Bravada	0-2"	RS999123 <sup>1</sup> <sup>XL</sup>	RS999124 <sup>XL</sup>	RSX17000	RSX17001	RS5123 <sup>1</sup>	RS5124
<b>OLDSMOBILE — Bravada 2 W.D.</b>								
2004-02	2WD Bravada w/ Rear Air Spring Suspension	0"	—	—	RSX17512	RSX17081	—	—
2004-02	2WD Bravada w/ Rear Coil Spring Suspension	0"	—	—	RSX17512	RSX17082	—	—
<b>OPEL</b>								
<b>OPEL — Monterey 2 W.D.</b>								
1997-92	2WD Monterey	0-1"	RS999214 <sup>XL</sup>	RS999215 <sup>XL</sup>	—	—	RS5214	RS5215
<b>OPEL — Monterey 4 W.D.</b>								
1997-92	4WD Monterey	0-1"	RS999214 <sup>XL</sup>	RS999215 <sup>XL</sup>	—	—	RS5214	RS5215
<b>PLYMOUTH</b>								
<b>PLYMOUTH — Arrow (Light Duty) Pickup 2 W.D.</b>								
1982-79	2WD Arrow Mini	0-2"	—	—	—	—	RS5602 <sup>70</sup>	RS5601 <sup>70</sup>



# Shocks

YEAR	MODEL	RAISED HEIGHT	RS9000XL		RSX17000		RS5000	
			FRONT	REAR	FRONT	REAR	FRONT	REAR
<b>PLYMOUTH</b>								
<b>PLYMOUTH — PB Models (½ Ton) Van</b>								
1983-70	PB100, PB150 (½ Ton)	0"	—	RS999113 <sup>23</sup> XL	—	—	RS5199 <sup>24</sup>	RS5113 <sup>23</sup>
<b>PLYMOUTH — PB Models (¾ Ton) Van</b>								
1983-70	PB200, PB250 (¾ Ton)	0"	—	RS999113 <sup>23</sup> XL	—	—	RS5199 <sup>24</sup>	RS5113 <sup>23</sup>
<b>PLYMOUTH — PB Models (1 Ton) Van</b>								
1983-70	PB300, PB350 (1 Ton) — Exc. w/ 9000 GVW or 4000 lb. Front Axle	0"	—	RS999116 <sup>23</sup> XL	—	—	RS5199 <sup>24</sup>	RS5116 <sup>23</sup>
<b>PLYMOUTH — Trailduster 4 W.D.</b>								
1983-76	4WD Trailduster	2½-4"	RS999114 <sup>XL</sup>	RS999005 <sup>XL</sup>	—	—	RS5114	RS5005
1983-76	4WD Trailduster	0-2"	RS999113 <sup>23</sup> XL	RS999005 <sup>XL</sup>	—	—	RS5113 <sup>23</sup>	RS5005
1975-74	4WD Trailduster	2½-4"	RS999114 <sup>XL</sup>	RS999116 <sup>23</sup> XL	—	—	RS5114	RS5116 <sup>23</sup>
1975-74	4WD Trailduster	0"	RS999113 <sup>23</sup> XL	RS999116 <sup>23</sup> XL	—	—	RS5113 <sup>23</sup>	RS5116 <sup>23</sup>
<b>PLYMOUTH — Trailduster 2 W.D.</b>								
1978-72	2WD Trailduster	0-2"	—	RS999116 <sup>23</sup> XL	—	—	RS5199 <sup>24</sup>	RS5116 <sup>23</sup>
<b>SUZUKI</b>								
<b>SUZUKI — Samurai 4 W.D.</b>								
1995-85	4WD Samurai	1½"	—	RS999119 <sup>XL</sup>	—	—	RS5167	RS5119
1988-78	4WD LJ10, SJ10	0-1"	—	RS999119 <sup>XL</sup>	—	—	RS5136	RS5119
1987-85	4WD LJ413	0-1"	—	RS999113 <sup>XL</sup>	—	—	RS5117	RS5113
1985-82	4WD LJ413	0-1"	—	RS999119 <sup>XL</sup>	—	—	RS5167	RS5119
<b>SUZUKI — Santana 4 W.D.</b>								
1990-85	4WD Santana	1½"	—	RS999119 <sup>XL</sup>	—	—	RS5167	RS5119
<b>TOYOTA</b>								
<b>TOYOTA — 4 Runner</b>								
2007-03	4 Runner All	0"	RS999782 <sup>0L</sup>	RS999305 <sup>XL</sup> RS19305 <sup>PS</sup>	RSX17520	RSX17131	RS5777	—
2002-96	4 Runner All 4 Cylinder Engine	0"	RS999762 152, XL	RS999187 <sup>XL</sup>	RSX17508	RSX17132	RS5762 <sup>152</sup>	RS5187
2002-96	4 Runner All 6 Cylinder Engine	0"	RS999763 152, XL	RS999187 <sup>XL</sup>	RSX17513	RSX17132	RS5763 <sup>152</sup>	RS5187
1995-90	4 Runner All	0-1"	RS999145 <sup>XL</sup>	RS999187 <sup>XL</sup>	—	—	RS5145	RS5187
1989-86	4WD 4 Runner	0-1"	RS999145 <sup>XL</sup>	RS999180 <sup>XL</sup>	—	—	RS5145	RS5180
1985-84	4WD 4 Runner	4"	RS999017 <sup>27</sup> XL	RS999143 <sup>XL</sup>	—	—	RS5017 <sup>27</sup>	RS5143
1985-84	4WD 4 Runner - 2" max. lift rear	2½-3"	RS999115 <sup>27</sup> XL	RS999144 <sup>XL</sup>	—	—	RS5115 <sup>27</sup>	RS5144
1985-84	4WD 4 Runner	0-2"	RS999136 <sup>XL</sup>	RS999144 <sup>XL</sup> RS19144 <sup>PS</sup>	—	—	RS5136	RS5144
<b>TOYOTA — FJ Cruiser</b>								
2007	4WD FJ Cruiser	0"	RS999777	RS999305	—	—	RS5777	—

# Shocks

YEAR	MODEL	RAISED HEIGHT	RS9000XL		RSX17000		RS5000	
			FRONT	REAR	FRONT	REAR	FRONT	REAR
<b>TOYOTA</b>								
<b>TOYOTA — Landcruiser</b>								
1997-90	4WD 80 Series Landcruiser	0"	RS999207 <sup>XL</sup>	RS999208 <sup>XL</sup>	—	—	RS5207	RS5208
1995-94	4WD KZJ70, KZJ73 Landcruiser	0"	RS999158 <sup>XL</sup>	RS999144 <sup>XL</sup>	—	—	RS5158	RS5144
1993-90	4WD LJ70/73	0"	RS999158 <sup>XL</sup>	RS999144 <sup>XL</sup>	—	—	RS5158	RS5144
1989-88	4WD FJ60 Landcruiser w/ Rear 5/8 Dia. Mount	0"	RS999158 <sup>XL</sup>	RS999118 <sup>XL</sup>	—	—	RS5158	RS5118
1989-88	4WD HJ60 Landcruiser w/ Rear 3/4 Dia. Mount	0"	—	RS999144 <sup>XL</sup>	—	—	RS5158	RS5144
1989-84	4WD BJ 70/71/73/75	0-1"	RS999158 <sup>XL</sup>	RS999144 <sup>XL</sup> RS19144 <sup>PS</sup>	—	—	RS5158	RS5144
1987-86	4WD 60 Series Landcruiser (MODEL # J6##G) w/ Rear 3/4 Dia. Mount	0"	RS999158 <sup>XL</sup>	RS999144 <sup>XL</sup>	—	—	RS5158	RS5144
1987-86	4WD 60 Series Landcruiser (MODEL # J6##V) w/ Rear 3/4 Dia. Mount	0"	—	RS999144 <sup>XL</sup>	—	—	—	RS5144
1985-81	4WD 60 Series Landcruiser (MODEL # J6##G) w/ Rear 5/8 Dia. Mount	0"	RS999158 <sup>XL</sup>	RS999118 <sup>XL</sup>	—	—	RS5158	RS5118
1985-81	4WD 60 Series Landcruiser (MODEL # J6##V) w/ Rear 5/8 Dia. Mount	0"	—	RS999118 <sup>XL</sup>	—	—	—	RS5118
1984-75	4WD FJ40 Landcruiser	2-3"	RS999113 <sup>XL</sup>	RS999116 <sup>XL</sup>	—	—	RS5113	RS5116
1984-75	4WD FJ40 Landcruiser	0"	RS999119 <sup>XL</sup>	RS999118 <sup>XL</sup>	RSX17005	—	RS5119	RS5118
1981-64	4WD FJ43, FJ45 Wagon	2-3"	RS999113 <sup>200,XL</sup>	RS999116 <sup>XL</sup>	—	—	RS5113 <sup>25</sup>	RS5116
1981-64	4WD FJ43, FJ45 Wagon	0"	RS999119 <sup>200,XL</sup>	RS999118 <sup>XL</sup>	—	—	RS5119 <sup>25</sup>	RS5118
1974-64	4WD FJ40 Landcruiser	2-3"	RS999113 <sup>XL</sup>	RS999118 <sup>XL</sup>	—	—	RS5113	RS5118
1974-64	4WD FJ40 Landcruiser	0"	RS999119 <sup>XL</sup>	RS999113 <sup>XL</sup>	RSX17005	—	RS5119	RS5113
<b>TOYOTA — Pickup (Compact) Series 4 W.D.</b>								
1995-89	4WD Mini Pickup	0-1"	RS999145 <sup>XL</sup>	RS999180 <sup>XL</sup>	—	—	RS5145	RS5180
1992-86	4WD Mini Pickup w/Rancho 3" System	3"	RS999136 <sup>XL</sup>	RS999144 <sup>XL</sup>	—	—	RS5136	RS5144
1988-86	4WD Mini Pickup	0-1"	RS999145 <sup>XL</sup>	RS999144 <sup>XL</sup>	—	—	RS5145	RS5144
1985-84	4WD Mini Pickup	4"	RS999017 <sup>27,XL</sup>	RS999143 <sup>XL</sup>	—	—	RS5017 <sup>27</sup>	RS5143
1985-84	4WD Mini Pickup - 2" max. lift rear	2 1/2-3"	RS999115 <sup>27,XL</sup>	RS999144 <sup>XL</sup> RS19144 <sup>PS</sup>	—	—	RS5115 <sup>27</sup>	RS5144
1985-84	4WD Mini Pickup	0-2"	RS999136 <sup>XL</sup>	RS999144 <sup>XL</sup>	—	—	RS5136	RS5144
1983-79	4WD Mini Pickup	4"	RS999017 <sup>XL</sup>	RS999112 <sup>XL</sup>	—	—	RS5017	RS5112
1983-79	4WD Mini Pickup	1 1/2-3"	RS999115 <sup>XL</sup>	RS999112 <sup>XL</sup>	—	—	RS5115	RS5112
1983-79	4WD Mini Pickup	0-1"	RS999136 <sup>XL</sup>	RS999116 <sup>XL</sup>	—	—	RS5136	RS5116
<b>TOYOTA — Pickup (Compact) Series 2 W.D.</b>								
1995-84	2WD Mini Pickup	0-1"	—	—	—	—	RS5609 <sup>70</sup>	RS5601 <sup>70</sup>
1983-72	2WD Mini Pickup	0-2"	—	—	—	—	RS5602 <sup>70</sup>	RS5601 <sup>70</sup>
<b>TOYOTA — Pickup T100 Series (Full Size) 4 W.D.</b>								
1998-93	4WD T100 Pickup	0-1"	RS999145 <sup>XL</sup>	RS999116 <sup>XL</sup>	—	—	RS5145	RS5116
<b>TOYOTA — Pickup T100 Series (Full Size) 2 W.D.</b>								
1998-93	2WD T100 Pickup	0-1"	—	—	—	—	RS5609 <sup>70</sup>	RS5601 <sup>70</sup>
<b>TOYOTA — Pickup Tacoma 4 W.D.</b>								
2007-05	4WD Tacoma	0"	RS999777 <sup>XL</sup>	RS999319 <sup>XL</sup>	—	—	RS5777	RS5319
2004-95	4WD Tacoma	0"	RS999762 <sup>152,XL</sup>	RS999226 <sup>XL</sup>	RSX17508	—	RS5762 <sup>152</sup>	RS5226
	Left		RS999762 <sup>152,XL</sup>	RS999180 <sup>XL</sup>	RSX17508	—	RS5762 <sup>152</sup>	RS5180
	Right							

YEAR	MODEL	RAISED HEIGHT	RS9000XL		RSX17000		RS5000	
			FRONT	REAR	FRONT	REAR	FRONT	REAR

**TOYOTA**

**TOYOTA — Pickup Tacoma 4 W.D. — Continued**

1998-95	4WD Tacoma w/Rancho System	1-1½"						
	Left		RS999762 <sub>152,XL</sub>	RS999180 <sup>XL</sup>	RSX17508	—	RS5762 <sup>152</sup>	RS5180
	Right		RS999762 <sub>152,XL</sub>	RS999144 <sup>XL</sup>	RSX17508	—	RS5762 <sup>152</sup>	RS5144

**TOYOTA — Pickup Tacoma 2 W.D.**

2007-05	2WD Tacoma w/Pre Runner or TRD Package	0"	—	RS999319 <sup>XL</sup>	—	—	—	—
2007-05	2WD Tacoma	0"						
	Left		RS999320 <sup>XL</sup>	—	—	RS5776•	RS5320	
	Right		RS999320 <sup>XL</sup>	—	—	RS5775•	RS5320	
2004-98	2WD Tacoma w/ Off Road Package or Pre Runner Package	0"						
	Left		RS999762 <sub>152,XL</sub>	RS999226 <sup>XL</sup>	RSX17508	—	RS5762 <sup>152</sup>	RS5226
	Right		RS999762 <sub>152,XL</sub>	RS999180 <sup>XL</sup>	RSX17508	—	RS5762 <sup>152</sup>	RS5180
2004-95	2WD Tacoma — Exc. w/ Off Road Package or Pre Runner Package	0"	—	—	—	—	RS5609	RS5006
2004-95	2WD Tacoma — Exc. w/ Off Road Package or Pre Runner Package		—	RS999006	—	—	—	—

**TOYOTA — Pickup Tundra 4 W.D.**

2008-07	4WD Tundra	0"	RS999758• <sub>XL</sub>	RS999324 <sup>XL</sup>	—	—	RS5758•	RS5324
2006-00	4WD Tundra	0"	RS999766 <sup>XL</sup>	RS999040 <sup>XL</sup>	RSX17509	—	RS5766	RS5040

**TOYOTA — Pickup Tundra 2 W.D.**

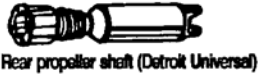
2006-00	2WD Tundra	0"	RS999766 <sup>XL</sup>	—	RSX17509	—	RS5766	RS5041
---------	------------	----	------------------------	---	----------	---	--------	--------

**U.S. POSTAL VEHICLE**

**U.S. POSTAL VEHICLE — FJ Series 2 W.D.**

—	2WD AM General Model FJ-8A	0"	RS999119 <sup>XL</sup>	RS999119 <sup>XL</sup>	—	—	RS5119	RS5119
—	2WD AM General Model FJ-9	0"	RS999113 <sup>XL</sup>	RS999113 <sup>XL</sup>	—	—	RS5113	RS5113

1. Front shock must be installed rod end down (without shock boot).
2. 1976 ½ - 1986 Blazer or Jimmy and short bed pickups with a 4" suspension system will require a transfer case lowering kit part number RS6631. Some vehicles equipped with 2 ½" suspension system may experience a driveline vibration. Part number RS6631 can be used to possibly correct the vibration, but a driveline vibration may still be present. CAUTION: RANCHO DOES NOT RECOMMEND INSTALLING A 4" SUSPENSION SYSTEM ON VEHICLES EQUIPPED WITH THE "LONG" REAR TAIL SHAFT HOUSING, REAR UNIVERSAL WEAR WILL BE ACCELERATED AND DRIVELINE VIBRATION WILL OCCUR.
4. Check the Shock Application section for the correct shocks used on vehicles which come equipped with OE Quad Suspension or Add on Dual Shock Option.
5. On CJ's with 4 speed transmissions, rear driveline will need to be lengthened, transfer case cross member will need to be lowered from frame ½" and driveline vibration will occur. Use Lowering Bracket Kit to lower transfer case ½". Part No. RS6633 fits 1941-1975. Part No. RS6639 fits 1976-1986.
6. If these vehicles have a Detroit-type driveline, the driveline must be replaced by a Spicer-type driveline.



Rear propeller shaft (Detroit Universal)



Rear propeller shaft (Spicer)

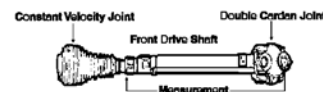
7. On some models a low speed vibration may occur in the front driveline.
8. If tie rod assembly is Diagram 1 - inverted "Y" it must be changed to Diagram 2 later model, 1978-79, inverted "T" style, (see below). CAUTION: SOME VEHICLES WILL BE UNABLE TO CHANGE TO THE INVERTED "T", THEREFORE A DUAL STABILIZER OR A SUSPENSION SYSTEM CANNOT BE INSTALLED. VEHICLES EQUIPPED WITH A POWER STEERING CYLINDER CANNOT BE CONVERTED TO THE INVERTED "T".



9. Rancho highly recommends the use of the constant velocity (Spicer style) front driveshaft, as used in the Jeep factory trailer towing option. The Jeep original equipment, light duty, double offset joint, front driveshaft should not be used if any of the following conditions occur. If you have Select-Track Option. If you drive 55-65 mph for long periods of time. You tow a trailer. You use your vehicle to pull other vehicles out from being stuck. If you use the light duty driveshaft you will experience driveshaft boot wear and will need to re-pack the offset joint periodically and replace the boot periodically.
10. 1987-90 4WD Blazer or Jimmy and short bed pickups with a 4" suspension system will require a transfer case lowering kit part number RS6640. Some vehicles equipped with 2 ½" suspension system may experience a driveline vibration. Part number RS6640 can be used to possibly correct the vibration, but a driveline vibration may still be present. The exhaust cross pipe will need to be modified to clear front drive shaft.
11. RS8701 is required to restore the turning radius, on right turns.
12. If the rear of your vehicle is equipped with a height-sensitive brake proportioning valve, contact your local dealer for correct adjustment procedure of the proportioning valve. CAUTION: VEHICLES WITH NO ADJUSTMENT PROCEDURE, RANCHO DOES NOT RECOMMEND INSTALLATION OF THE ADD-LEAF OR LEV-A LOAD.
13. Block Kit No. RS70054 is required with RS86209 Rear Spring for a 4" lift.
14. Full Size Lev-A-Load Kits will not fit vehicles with factory overload mounted above leaf spring.
15. Vehicles with a 13 ¼" rear driveshaft will require a transfer case lowering kit RS6644.

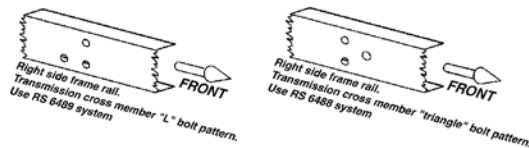
17. Will not fit vehicles equipped with big block engines, 15" or smaller wheels, or vehicles with anti-lock brakes (ABS).
18. The net raised height achieved with this system is dependent upon the adjustment of the torsion bars prior to installation. Example: If the Rancho System is listed as 3", but the torsion bars on a vehicle are adjusted to 1" over stock, the net raised height will be 2". The net raised height will be 1" less on vehicles equipped with the Z71 Off Road Package.
19. RS968 4" C-Bushing Kit is required to align vehicle.
20. Additional washers may be required to increase space between shocks on lower mount.
21. On 1976-81 CJ5, CJ7, Scrambler 2 ½" Suspension System RS5119 & RS999119 may be too short and you must use RS5113 & RS999113 with Bump Stop Kit No. RS8203.
22. Part No. RS8125 axle shim kit may be required on rear axle for shock-to-axle clearance.
23. I.D. of shock bushing is smaller than mounting pin & requires lubrication & extra effort for installation.
24. Slight grinding of lower control arm is required.
25. Steering arm may contact shock body on RS5113, RS5119, RS999113 & RS999119 on FJ43 & FJ45. Install shock boot towards ground for additional clearance.
26. This Spring is required with the Primary Suspension System, to get the proper lift.
27. Bumpstop must be lowered 2" or damage to shock will occur.
28. Must have factory hole in tie rod for stabilizer.
29. We recommend installing new ball joints when installing Part No. RS6500.
30. Kit RS60612 will work on 1983-86 Nissan but raises rear 2"-3".
31. 1967-72 Chevrolet/GMC Trucks may be equipped with a non-adjustable drag link. In these cases the drag link will need to be replaced with a late model Chevrolet/GMC adjustable link, available through your Chevrolet or GMC dealer.
32. On Blazer/Jimmy with worn or sagging rear springs, vehicle will sit low in rear. Rear Add-A-Leaf part No. RS60812 will correct this.
34. RS996 Rockcrawler Bushing Rebuild Kit is Available (Rebuilds one Link - 4 Kits required for completed vehicle.)
35. Height will vary due to inconsistent factory height.
36. On M38, vehicle spring anchor mounts will need to be drilled out and you must buy Jeep spring anchor bolt Part No. RS384228 (4 per vehicle) to install springs. Available from your Jeep dealer.
37. Remove ½" O.D. x 7/8" I.D. sleeves, if used, from the old spring shackle ends and insert sleeves into the Rancho bushings.
39. Vehicles equipped with GM's Auto Trak system WILL REQUIRE the replacement of the front drive shaft or else severe drive line vibration and noise will occur. Rancho recommends "Powertrain Industries" part number 3194-9800 or equivalent. Available from: Powertrain Industries, Inc. 7532 Anthony Ave. Garden Grove, CA 92841. Toll Free: 1-800-798-4585. Email: sales@powertrainindustries.com.
40. May need longer rear U-bolt Kit RS737. 89-91 standard cab, short bed Toyota requires U-bolt Kit RS745.
43. Will require minor modification to inner fender well.
46. Must have rear mount fuel tank only, no side saddle tanks.
48. RS60612 may be used for this application will lift ¾".
49. This Add-A-Leaf may be too long for some vehicles. The ends of the leaf may be trimmed to help provide a correct fit.
50. May need to reuse stock center pin, check length before disassembly. Add-A-Leaf may need to be drilled for larger stock center pin bolt.

51. Not recommended for XJ Cherokee or Comanche with 3 leaf springs.
59. You must use soft-valved RS5000 shock absorbers listed. Corresponding RS9000XL's must be set on 1 or 2.
60. Not recommended on vehicles without power steering.
61. Rear block kit, Part No. RS73044 may be required. If RS73044 is used, Shock RS5118 will be required.
64. RS1902 adjustable torque rod S-link kit is required.
66. This kit does not fit vehicles which are equipped with factory high rider package (IRH) or vehicles with an aftermarket pitman arm with more than 1 1/4" off-set.
70. RS5600 series shocks are 1 3/8" bore.
79. Our torsion bars are heavy duty to resist sag when adjusted to maximum height. Vehicle may not be raised, and rear Add-A-Leaf may not be needed.
80. Most CJ2A, CJ3A, CJ3B, MB, M38, M38A1 have a sideways U-type shackle which must be upgraded to plate-type shackle. Our shackle kit also includes the urethane bushings for your frame. Since stock bushings are usually worn, our shackle kit Part No. RS6636 is highly recommended (one kit per axle).
81. Front kit Part No. RS726 includes two tie rod ends Part No. RS7600.
83. Jeeps use stock location with no drilling.
84. This kit will not fit vehicles which have a vacuum servo mounted on drivers side of the front axle.
88. Kit includes front and rear U-bolts.
89. Hole drilling or bracket modifications may be required on some vehicles.
91. Kit includes both front and rear U-bolt kits. U-bolts are 3/8", you will have to drill your spring plates.
92. Factory rear springs must have a flat measurement eye to eye of 52". Some heavy duty rear springs measure 56" flat and cannot be replaced.
95. Rancho rear block kit RS82054 may be required for this application.
96. This is a unique 2 leaf Add-A-Leaf system that raises the vehicle approximately 1"-2", depending upon options.
100. Except dual rear wheels
101. Rancho U-bolt Kit RS722 may be required if dual Add-A-Leaf's are installed on 1980 and newer vehicles.
102. This system is only sold as a complete kit! Individual components will not be sold separately. For warranty of individual components, send component directly to Rancho's Technical Department and a replacement part will be sent out immediately.
107. Kit includes the (2) RS5006 add-on position shocks.
109. For optimum system performance, we strongly recommend that this kit be used in conjunction with Rancho Torsion Bars.
110. RS619 torsion bar kit is required.
112. Dana has no outer lip on the rear cover. Chrysler does have an outer on the rear cover.
114. For use on stock vehicle, use adaptor kit RS6614.
118. For installation of 33" tires use Bump Stop Spacer Kit RS744.
119. For installation of 33" tires use Bump Stop Spacer Kit RS8229.
120. Camber adjustment may not be possible on some raised vehicles. RS6406 coil springs will only work on raised vehicles.
122. Requires O.E. replacement bushings.
123. Most 92-96 fullsize 4WD Bronco and F-150 trucks are equipped with the lower mount of the factory quad shock option, which is needed to mount our RS97489, RS98508, RS5565 & RS5566 steering stabilizer systems.
124. If vehicle has 2 1/2" wide leaf springs, use Bracket Kit RS50616.
125. '87 and newer may only restore stock height.
126. 460 gas with Super Cab or accessories like a winch, etc. Call for application.
128. Sway Bar Mount Spacer Kit No. RS8228 required with automatic transmission.
130. Some earlier model vehicles require newer alignment eccentrics.
131. Height may be taller for non-race prepared vehicles.
132. These leaf springs do not come with bushings. Bushings are in front Kit RS6444.
133. Transfer case Lowering Kit No. RS6641 may be required on some vehicles.
134. Wranglers with "Off-Road Suspension" option (code AWE) will be 1" less. Also, vehicles with a hard top &/or a V-8 may not achieve full raised height.
135. Exhaust modification may be necessary.
139. DO NOT use with composite spring.
140. Use RS6676 Heavy Duty Upper & Lower Link System for improved cornering and overall handling characteristics on stock height vehicles.
142. Front upper and lower link kit, replacement for stock links.
146. Optional Upper Link Kit for added performance and handling.
148. Do not use with after market (stamped steel housing) ball joints. Use only with OE style (forged housing construction) upper ball joints.
149. This unit installs in an auxiliary position and may be used in conjunction with the O.E.M. position stabilizer.
150. This component is optional, and is recommended for optimum performance.
152. This is a spring-seat shock absorber.
153. At this time, this system is NOT approved for installation on the following: vehicles with dual rear wheels, vehicles with a rear drive shaft carrier bearing, or vehicles equipped with a diesel engine.
154. Exhaust modification is required, check local laws regarding exhaust modification prior to installation.
155. Part number RS40054S may be substituted for RS86206 applications. This spring will give a firmer ride and will have limited suspension travel.
156. These springs are not designed for hauling.
161. 95 and later Grand Cherokees (ZJ) front driveshaft replacement. Driveshafts that measure over 24 1/2", No change required. Driveshafts that measure from 20" up to 24 1/2", May require a change. Test drive vehicle, change to Spicer type if a vibration is present. Driveshafts that measure under 20", Must change to a Spicer type. CAUTION: VEHICLES WITH A DRIVESHAFT UNDER 20" MAY STILL EXPERIENCE A VIBRATION EVEN AFTER CHANGING TO A SPICER-TYPE DRIVESHAFT.



162. May substitute Add-A-Leaf RS60611 with 3 leaf rear spring (94-early 96 only).
163. Spring Seat Shock included in front kit.
167. See Shock Absorber Section for Shock Application.
173. 1996 & 1997 Model years REQUIRE 88025-REV. C or later installation instructions.
177. Remove and replace #2 leaf.

182. Has grease fittings.
184. 4 leaf only.
185. Except 4000 lb front axle.
186. Will NOT Fit Vehicles with Rack and Pinion Steering.
187. Will NOT FIT vehicles with OE Pitman Arm YC35-3590-AA. This part number is on the Pitman Arm.
189. Will FIT vehicles with OE Pitman Arm YC35-3590-AA. This part number is on the Pitman Arm.
190. Aft Subframe Braces RS6643 are available for additional support for off-road use.
192. Front Driveshaft vibration may occur in 4 W.D. only. A replacement driveshaft (part no. 3194-1000) is available from: Powertrain Industries, Inc. 7532 Anthony Ave. Garden Grove, CA 92841. Toll Free: 1-800-798-4585. Email: sales@powertrainindustries.com.
197. Ford F150's which have a ("L" - shape bolt pattern for the transmission cross member must use the RS6489 Primary Suspension System; triangular bolt pattern use RS6488 Primary Suspension System.



199. This system cannot be used with any wheel with backspacing that exceeds 4.5" and/or the wheel diameter is less than 16".
200. Steering arm may contact shock body on RS999113 & RS999119 on FJ43 & FJ45. Install shock boot towards ground for additional clearance.
201. On 1976-81 CJ5, CJ7, Scrambler 2 1/2" Suspension System RS999119 may be to short and you must use RS999113 with Bump Stop Kit No. RS8203..
202. Optional Skid Plate can be purchased separately.
203. RS6740 or RS6741 Bracket Kit includes four RS5298 shocks.
205. Ford Superduties are equipped from the factory with either a "tall" (3.7") rear block or a "short" (1.9") rear block. Rancho offers three different choices to accommodate this option.
1. RS44154: Soft ride rear leaf spring is designed to add up to 1" of rear height.
  2. R80053: Rear block kit adds 2 1/2" to rear height on vehicles equipped with the O.E. "short" block and 1" to vehicles equipped with O.E. "tall" block.
  3. RS60642: Rear add-a-leaf kit is designed to add up to 2" of rear height.
206. Installation of this suspension system on 99 and later vehicle equipped with full-time 4WD (A4WD) may provide a slightly more noticeable level of driveline vibration. To offset any driveline vibration, replacement front driveshaft (part number 3191-1001) is available from: Powertrain Industries, Inc. 7532 Anthony Ave. Garden Grove, CA 92841. Toll Free: 1-800-798-4585. Email: sales@powertrainindustries.com.
207. Springs are not included with this system and must be ordered separately.
208. This system does not allow the reuse of O.E. factory 15" wheels.
209. New upper ball joints are not included with this suspension kit but are required to complete the installation, reference instruction sheet for complete listing.
210. Some vehicles may experience a rear driveshaft vibration. A replacement rear double-cardan driveshaft for Rubicons only (part number 3394-0100) is available from: Powertrain Industries, Inc. 7532 Anthony Ave. Garden Grove, CA 92841. Toll Free: 1-800-798-4585. Email: sales@powertrainindustries.com.
211. RS40054S may be used as a HD replacement.
212. Adjustable height coil-over unit.
213. Does not work on vehicles equipped with OE radiator skin plate.
214. Does NOT fit vehicles equipped with the Off-Road Suspension package.
220. Carrier bearing spacer P/N RS6608 is required on vehicles equipped with rear drive shaft carrier bearing. Vehicle may exhibit minimal driveline vibration in 4WD.
221. Optional front skid plate (RS8716B) and differential skid plate (RS6201) can be purchased separately.
222. Shocks sold separately.
223. Optional front skid plate (RS8721B) and differential skid plate (RS6203) can be purchased separately.
250. Front driveshaft required, (2DR: Front: P/N 3194-1925 Rear: P/N 3194-0725), (4DR: Front: P/N 3194-1925 Rear: P/N 3194-2750). Powertrain Industries, Inc. 7532 Anthony Ave. Garden Grove CA, 92841. Toll Free: 1-800-798-4585. Email: sales@powertrainindustries.com.
251. Front swaybar endlink kit REQUIRED.
252. Requires Rancho's cat-back exhaust system - (4 door models require P/N RS720001\*) (2 door models require P/N RS720002\*).
253. Long Arm Suspension.
254. Rear kit, required to level the rear to the front height.
255. Optional quick-disconnect front endlink kit can be purchased separately.
256. Interference with the catalytic converter may prevent installation on 2008 Super Duty vehicles with the 6.8L V10 engine.
- A3. New Part Number Available Third Quarter
- A4. New Part Number Available Fourth Quarter
- PS. Rancho RS9000X Pro-Series shock absorber.
- Q2. Qty. Req. 2
- Q4. Qty. Req. 4
- QL. **quickLIFT** — Additional hardware may be required to level rear.
- XL. Designates XL shock absorber.
- New Part Number, Check availability before placing order.
  - ⊗ Installation of this system does not allow the re-use of OE (factory) wheels.

# Steering Stabilizers

YEAR	MODEL	TYPE	COMPLETE KIT	RS5000	
				SHOCK	BRACKET
<b>CHEVROLET</b>					
<b>CHEVROLET — Avalanche 4 W.D.</b>					
2007-02	4WD Avalanche 2500 Sport Utility Pickup	SINGLE	—	RS5407	RS5548
2007-00	4WD Avalanche 2500 Sport Utility Pickup w/ O.E. Steering Stabilizer (Bolts to O.E. Mounts)	SINGLE	—	RS5411	—
2006-02	4WD Avalanche 1500 Sport Utility Pickup w/Rancho RS6547 System	SINGLE	—	RS5402	RS5545
<b>CHEVROLET — Avalanche 2 W.D.</b>					
2007-02	2WD Avalanche 2500 Sport Utility Pickup	SINGLE	—	RS5407	RS5548
2007-00	2WD Avalanche 2500 Sport Utility Pickup w/ O.E. Steering Stabilizer (Bolts to O.E. Mounts)	SINGLE	—	RS5411	—
<b>CHEVROLET — Blazer 4 W.D. Compact - Inc. S Models</b>					
2000-95	4WD Blazer w/ O.E. Steering Stabilizer (Bolts to O.E. Mounts)	SINGLE	—	RS5401	—
1997-95	4WD Blazer w/o O.E. Steering Stabilizer Mounts	SINGLE	RS97265	RS5401	RS5526
1994-82	4WD Blazer (S Models) Mid Size w/ O.E. Steering Stabilizer (Bolts to O.E. Mounts)	SINGLE	—	RS5401	—
1994-82	4WD Blazer (S Models) Mid Size w/o O.E. Steering Stabilizer Mounts	SINGLE	RS97265	RS5401	RS5526
<b>CHEVROLET — Blazer 4 W.D. Full Size (K &amp; V Models)</b>					
1994-92	4WD Blazer Full Size w/ O.E. Steering Stabilizer (Bolts to O.E. Mounts)	SINGLE	RS97266	RS5401	RS5528
1994-92	4WD Blazer Full Size w/o O.E. Steering Stabilizer Mounts	SINGLE	RS97265	RS5401	RS5526
1991-73	4WD Blazer Full Size w/ O.E. Steering Stabilizer (Bolts to O.E. Mounts)	SINGLE	RS97325	RS5404	—
1991-69	4WD Blazer Full Size - high performance stabilizer	SINGLE	RS97500	—	RS5509
1991-69	4WD Blazer Full Size	DUAL	RS98501	RS5402 <sup>02</sup>	RS5561
<b>CHEVROLET — Blazer 2 W.D. Full Size (C Models)</b>					
1983-69	2WD Blazer Full Size	SINGLE	RS97385	—	—
<b>CHEVROLET — Pickup (½ Ton) 4 W.D. (Silverado, K &amp; V Models)</b>					
2007-99	4WD Silverado 1500 (½ Ton) Pickup w/Rancho RS6545 System (Classic)	SINGLE	—	RS5402	RS5545
2006	4WD Silverado 1500HD (½ Ton) Crew Cab	SINGLE	—	RS5407	RS5548
2003-01	4WD Silverado 1500HD (½ Ton) Crew Cab	SINGLE	—	RS5407	RS5548
1998-88	4WD K-1500 (½ Ton) w/Rancho RS6443 System	SINGLE	—	RS5401	RS5543
1998-88	4WD K-1500 (½ Ton) w/Rancho RS6543 System	SINGLE	—	RS5401	—
1998-88	4WD K-1500 (½ Ton) — Inc. Z71 w/ O.E. Steering Stabilizer (Bolts to O.E. Mounts)	SINGLE	RS97266	RS5401	RS5528
1998-88	4WD K-1500 (½ Ton) — Inc. Z71 w/o O.E. Steering Stabilizer Mounts	SINGLE	RS97265	RS5401	RS5526
1987	4WD V-10 (½ Ton) - high performance stabilizer	SINGLE	RS97500	—	RS5509
1987	4WD V-10 (½ Ton) w/ O.E. Steering Stabilizer (Bolts to O.E. Mounts)	SINGLE	RS97325	RS5404	—
1987	4WD V-10 (½ Ton)	DUAL	RS98501	RS5402 <sup>02</sup>	RS5561
1986-73	4WD K-10 (½ Ton) w/ O.E. Steering Stabilizer (Bolts to O.E. Mounts)	SINGLE	RS97325	RS5404	—
1986-67	4WD K-10 (½ Ton) - high performance stabilizer	SINGLE	RS97500	—	RS5509
1986-67	4WD K-10 (½ Ton)	DUAL	RS98501	RS5402 <sup>02</sup>	RS5561
1972-60	4WD K-10 (½ Ton)	SINGLE	RS97355	RS5403	RS5509
1959-58	4WD Series III - 3100 (½ Ton)	SINGLE	RS97355	RS5403	RS5509
<b>CHEVROLET — Pickup (½ Ton) 2 W.D. (Silverado, C &amp; R Models)</b>					
2007-06	2WD Silverado 1500HD (½ Ton) Crew Cab (Classic)	SINGLE	—	RS5407	RS5548
2003-01	2WD Silverado 1500HD (½ Ton) Crew Cab	SINGLE	—	RS5407	RS5548
1998-88	2WD C-1500 (½ Ton)	SINGLE	RS97267	—	—
1987	2WD R-10 (½ Ton)	SINGLE	RS97385	—	—
1986-67	2WD C-10 (½ Ton)	SINGLE	RS97385	—	—
1959-50	2WD Series I, II, III - 3100 (½ Ton)	SINGLE	RS97345	RS5402	RS5508
<b>CHEVROLET — Pickup (¾ Ton) 4 W.D. (Silverado, K &amp; V Models)</b>					
2008-01	4WD Silverado 2500HD (¾ Ton) (9200 GVW) Pickup w/ O.E. Steering Stabilizer (Bolts to O.E. Mounts)	SINGLE	—	RS5411	—
2008-01	4WD Silverado 2500HD (¾ Ton) (9200 GVW) Pickup	SINGLE	—	RS5407	RS5548

Q2 Qty. Req. 2

# Steering Stabilizers

YEAR	MODEL	TYPE	COMPLETE	RS5000	
			KIT	SHOCK	BRACKET
<b>CHEVROLET</b>					
<b>CHEVROLET — Pickup (¾ Ton) 4 W.D. (Silverado, K &amp; V Models) — Continued</b>					
2004-99	4WD Silverado 2500 (¾ Ton) (up to 8600 GVW) Pickup	SINGLE	—	RS5407	RS5548
2000-88	4WD K-2500 (¾ Ton) w/ O.E. Steering Stabilizer (Bolts to O.E. Mounts)	SINGLE	RS97266	RS5401	RS5528
2000-88	4WD K-2500 (¾ Ton) w/o O.E. Steering Stabilizer Mounts	SINGLE	RS97265	RS5401	RS5526
1998-88	4WD K-2500 (¾ Ton) - 6 Lug w/Rancho RS6443 System	SINGLE	—	RS5401	RS5543
1998-88	4WD K-2500 (¾ Ton) - 8 Lug w/Rancho RS6469 System	SINGLE	—	RS5401	—
1987	4WD V-20 (¾ Ton) - high performance stabilizer	SINGLE	RS97500	—	RS5509
1987	4WD V-20 (¾ Ton) w/ O.E. Steering Stabilizer (Bolts to O.E. Mounts)	SINGLE	RS97325	RS5404	—
1987	4WD V-20 (¾ Ton)	DUAL	RS98501	RS5402 <sup>Q2</sup>	RS5561
1986-73	4WD K-20 (¾ Ton) w/ O.E. Steering Stabilizer (Bolts to O.E. Mounts)	SINGLE	RS97325	RS5404	—
1986-67	4WD K-20 (¾ Ton) - high performance stabilizer	SINGLE	RS97500	—	RS5509
1986-67	4WD K-20 (¾ Ton)	DUAL	RS98501	RS5402 <sup>Q2</sup>	RS5561
1972-60	4WD K-20 (¾ Ton)	SINGLE	RS97355	RS5403	RS5509
1959-58	4WD Series III - 3600 (¾ Ton)	SINGLE	RS97355	RS5403	RS5509
<b>CHEVROLET — Pickup (¾ Ton) 2 W.D. (Silverado, C &amp; R Models)</b>					
2008-01	2WD Silverado 2500HD (¾ Ton) (9200 GVW) Pickup w/ O.E. Steering Stabilizer (Bolts to O.E. Mounts)	SINGLE	—	RS5411	—
2008-01	2WD Silverado 2500HD (¾ Ton) (9200 GVW) Pickup w/o O.E. Mounts	SINGLE	—	RS5407	RS5548
2000-88	2WD C-2500 (¾ Ton)	SINGLE	RS97267	—	—
1989-87	2WD R-20, R-2500 (¾ Ton)	SINGLE	RS97385	—	—
1986-67	2WD C-20 (¾ Ton)	SINGLE	RS97385	—	—
1959-50	2WD Series I, II, III - 3600 (¾ Ton)	SINGLE	RS97345	RS5402	RS5508
<b>CHEVROLET — Pickup (1 Ton) 4 W.D. (Silverado, K &amp; V Models)</b>					
2007-01	4WD Silverado 3500 (1 Ton) (11400 GVW) Pickup w/ O.E. Steering Stabilizer (Bolts to O.E. Mounts)	SINGLE	—	RS5411	—
2000-88	4WD K-3500 (1 Ton) w/ O.E. Steering Stabilizer (Bolts to O.E. Mounts)	SINGLE	RS97266	RS5401	RS5528
2000-88	4WD K-3500 (1 Ton) w/o O.E. Steering Stabilizer Mounts	SINGLE	RS97265	RS5401	RS5526
1998-88	4WD K-3500 (1 Ton) - 8 Lug w/Rancho RS6469 System	SINGLE	—	RS5401	—
1991-87	4WD V-30, V-3500 (1 Ton) w/ O.E. Steering Stabilizer (Bolts to O.E. Mounts)	SINGLE	RS97325	RS5404	—
1986-73	4WD K-30 (1 Ton) w/ O.E. Steering Stabilizer (Bolts to O.E. Mounts)	SINGLE	RS97325	RS5404	—
<b>CHEVROLET — Pickup (1 Ton) 2 W.D. (Silverado, C &amp; R Models)</b>					
2007-01	2WD Silverado 3500 (1 Ton) (11400 GVW) Pickup w/ O.E. Steering Stabilizer (Bolts to O.E. Mounts)	SINGLE	—	RS5411	—
2000-88	2WD C-3500 (1 Ton) — Inc. Dual Rear Wheels — Exc. straight axle or 3-bolt idler arm	SINGLE	—	RS5406	RS5529
1991-87	2WD R-30, R-3500 (1 Ton)	SINGLE	RS97385	—	—
1986-67	2WD C-30 (1 Ton)	SINGLE	RS97385	—	—
1959-50	2WD Series I, II, III - 3800 (1 Ton) w/I-Beam axle	SINGLE	RS97345	RS5402	RS5508
<b>CHEVROLET — Pickup LUV (Light Duty) 2 W.D.</b>					
1982-79	4WD Luv Mini Pickup w/ O.E. Steering Stabilizer (Bolts to O.E. Mounts)	SINGLE	RS97270	RS5401	RS5503
<b>CHEVROLET — Pickup S-Models (Light Duty) 4 W.D.</b>					
2004-82	4WD S-10 Mid Size w/ O.E. Steering Stabilizer (Bolts to O.E. Mounts)	SINGLE	—	RS5401	—
1997-82	4WD S-10 Mid Size w/o O.E. Steering Stabilizer Mounts	SINGLE	RS97265	RS5401	RS5526
<b>CHEVROLET — Suburban 4 W.D.</b>					
2006-00	4WD Suburban (½ Ton) w/Rancho RS6546 or RS6547 System — Exc. Z55 Autoride Suspension	SINGLE	—	RS5402	RS5545
2006-00	4WD Suburban (¾ Ton) w/ O.E. Steering Stabilizer (Bolts to O.E. Mounts)	SINGLE	—	RS5411	—
2002-00	4WD Suburban (¾ Ton) (Up To 8600 GVW)	SINGLE	—	RS5407	RS5548
1998-92	4WD Suburban (¾ Ton) - 8 lug w/Rancho RS6467 System	SINGLE	—	RS5401	—
1997-92	4WD Suburban w/o O.E. Steering Stabilizer Mounts	SINGLE	RS97265	RS5401	RS5526
1991-73	4WD Suburban w/ O.E. Steering Stabilizer (Bolts to O.E. Mounts)	SINGLE	RS97325	RS5404	—
1991-67	4WD Suburban - high performance stabilizer	SINGLE	RS97500	—	RS5509

Q2 Qty. Req. 2



# Steering Stabilizers

YEAR	MODEL	TYPE	COMPLETE KIT	RS5000	
				SHOCK	BRACKET
<b>CHEVROLET</b>					
<b>CHEVROLET — Suburban 4 W.D. — Continued</b>					
1991-67	4WD Suburban	DUAL	RS98501	RS5402 <sup>02</sup>	RS5561
<b>CHEVROLET — Suburban 2 W.D.</b>					
2006-01	2WD Suburban (¾ Ton) Torsion Bar Front Suspension w/ O.E. Steering Stabilizer (Bolts to O.E. Mounts)	SINGLE	—	RS5411	—
2001-00	2WD Suburban w/Rancho RS6246 System — Exc. Z55 Autoride Suspension	SINGLE	—	RS5402	RS5545
1999-92	2WD Suburban w/o O.E. Steering Stabilizer Mounts	SINGLE	RS97267	RS5406	RS5529
1991-67	2WD Suburban	SINGLE	RS97385	RS5402	—
<b>CHEVROLET — Tahoe 4 W.D.</b>					
2006-00	4WD Tahoe 4 Door w/Rancho RS6547 System — Exc. Z55 Autoride Suspension	SINGLE	—	RS5402	RS5545
2000-95	4WD Tahoe w/ O.E. Steering Stabilizer (Bolts to O.E. Mounts)	SINGLE	RS97266	RS5401	RS5528
1998-95	4WD Tahoe w/ Rancho RS6555 or RS6568 Suspension	SINGLE	—	RS5401	—
1998-95	4WD Tahoe w/o O.E. Steering Stabilizer Mounts	SINGLE	RS97265	RS5401	RS5526
<b>CHEVROLET — Tahoe 2 W.D.</b>					
2001-00	2WD Tahoe 4 Door w/Rancho RS6246 System — Exc. Z55 Autoride Suspension	SINGLE	—	RS5402	RS5545
<b>CHEVROLET — Van Astro (Mini) 2 W.D.</b>					
2005-85	2WD Astro Van	SINGLE	—	RS5406	RS5529
<b>CHEVROLET — Van (½ Ton) Express &amp; G Models - Inc. Sportvan</b>					
1987-83	G-10 (½ Ton)	SINGLE	—	RS5402	RS5515
1982-71	G-10 (½ Ton)	SINGLE	—	RS5402	RS5516
1971-65	G-10 (½ Ton) w/I-Beam axle	SINGLE	RS97345	RS5402	RS5508
<b>DANA</b>					
<b>DANA AXLES — 4WD Front Steering Axles</b>					
—	Dana #30 2 ⅞" O.D.	SINGLE	RS97345	RS5402	RS5508
—	Dana #44 2 ¾", 75 mm O.D.	SINGLE	RS97355	RS5403	RS5509
—	Dana #60 up to 3 ½" O.D., Napco up to 3 ⅞" O.D.	SINGLE	—	RS5403	RS5512
<b>DODGE</b>					
<b>DODGE — Pickup (½ Ton) 4 W.D. (Ram 1500 &amp; W Models)</b>					
2008-06	4WD Ram 1500 Mega Cab — Exc IFS models	DUAL	RS98511	RS5412	—
2001-00	4WD Ram 1500 (½ Ton) w/ O.E. Steering Stabilizer w/ OEM number 52106909AB, AC & AD	SINGLE	—	RS5412	—
1999-94	4WD Ram 1500 (½ Ton) w/ O.E. Steering Stabilizer (Bolts to O.E. Mounts)	SINGLE	—	RS5404	—
1993-60	4WD W100, W150 (½ Ton)	DUAL	RS98501 <sup>84</sup>	RS5402 <sup>02</sup>	RS5561 <sup>84</sup>
1993-60	4WD W100, W150 (½ Ton)	SINGLE	RS97355	RS5403	RS5509
<b>DODGE — Pickup (½ Ton) 2 W.D. (Ram 1500 &amp; D Models)</b>					
1993-72	2WD D100, D150 (½ Ton) w/coil spring front suspension	SINGLE	RS97385	—	—
1971-54	2WD D100 (½ Ton) w/I-Beam axle	SINGLE	RS97345	RS5402	RS5508
<b>DODGE — Pickup (¾ Ton) 4 W.D. (Ram 2500 &amp; W Models)</b>					
2008-03	4WD Ram 2500 — Inc. Mega Cab, Power Wagon & Regular/Standard Cab Models	DUAL	RS98511	RS5412	—
2008-00	4WD Ram 2500 (¾ Ton) w/ O.E. Steering Stabilizer w/ OEM number 52106909AB, AC & AD	SINGLE	—	RS5412	—
1999-94	4WD Ram 2500 (¾ Ton) w/ O.E. Steering Stabilizer (Bolts to O.E. Mounts)	SINGLE	—	RS5404	—
1998-94	4WD Ram 2500 (¾ Ton) - supplemental steering stabilizer w/ 8800 GVW	SINGLE	—	RS5403	RS5541 <sup>149</sup>
1993-60	4WD W200, W250 (¾ Ton)	DUAL	RS98501 <sup>84</sup>	RS5402 <sup>02</sup>	RS5561 <sup>84</sup>
1993-60	4WD W200, W250 (¾ Ton)	SINGLE	RS97355	RS5403	RS5509

Q2 Qty. Req. 2

# Steering Stabilizers

YEAR	MODEL	TYPE	COMPLETE KIT	RS5000	
				SHOCK	BRACKET
<b>DODGE</b>					
<b>DODGE — Pickup (¾ Ton) 2 W.D. (Ram 2500 &amp; D Models)</b>					
1993-72	2WD D200, D250 (¾ Ton) w/coil spring front suspension	SINGLE	RS97385	—	—
1971-54	2WD D200 (¾ Ton) w/I-Beam axle	SINGLE	RS97345	RS5402	RS5508
<b>DODGE — Pickup (1 Ton) 4 W.D. (Ram 3500 &amp; W Models)</b>					
2008-00	4WD Ram 3500 (1 Ton) w/ O.E. Steering Stabilizer w/ OEM number 52106909AB, AC & AD	SINGLE	—	RS5412	—
1999-94	4WD Ram 3500 (1 Ton) w/ O.E. Steering Stabilizer (Bolts to O.E. Mounts)	SINGLE	—	RS5404	—
1998-94	4WD Ram 3500 (1 Ton) - supplemental steering stabilizer	SINGLE	—	RS5403	RS5541 <sup>149</sup>
1993-60	4WD W300, W350 (1 Ton)	DUAL	RS98501 <sup>84</sup>	RS5402 <sup>02</sup>	RS5561 <sup>84</sup>
1993-60	4WD W300, W350 (1 Ton)	SINGLE	RS97355	RS5403	RS5509
1986-45	4WD W300, W350 (1 Ton) - Power Wagon w/larger than 3	SINGLE	—	RS5403	RS5512
<b>DODGE — Pickup (1 Ton) 2 W.D. (Ram 3500 &amp; D Models)</b>					
2008-00	2WD Ram 3500 (1 Ton) w/ Solid Front Axle w/ O.E. Steering Stabilizer w/ OEM number 52106909AB, AC & AD	SINGLE	—	RS5412	—
1993-72	2WD D300, D350 (1 Ton) w/coil spring front suspension	SINGLE	RS97385	—	—
1971-54	2WD D300 (1 Ton) w/I-Beam axle	SINGLE	RS97345	RS5402	RS5508
<b>DODGE — Pickup Ram 50 (D-50 Light Duty) 2 W.D.</b>					
1983-82	2WD D50 Mini	SINGLE	—	RS5402	RS5502
<b>DODGE — Raider 4 W.D.</b>					
1989-86	4WD Raider	SINGLE	—	RS5402	RS5508
<b>DODGE — Ramcharger 4 W.D.</b>					
1993-70	4WD Ramcharger	DUAL	RS98501 <sup>84</sup>	RS5402 <sup>02</sup>	RS5561 <sup>84</sup>
1993-70	4WD Ramcharger	SINGLE	RS97355	RS5403	RS5509
<b>DODGE — Ramcharger 2 W.D.</b>					
1993-72	2WD Ramcharger	SINGLE	RS97385	—	—
<b>DODGE — Van (½ Ton) Ram &amp; B Models - Inc. Wagon</b>					
1978-70	B100 (½ Ton)	SINGLE	—	RS5403	—
<b>DODGE — Van (¾ Ton) Ram &amp; B Models - Inc. Wagon</b>					
1978-70	B200 (¾ Ton)	SINGLE	—	RS5403	—
<b>DODGE — Van (1 Ton) Ram &amp; B Models - Inc. Wagon</b>					
1978-70	B300 (1 Ton)	SINGLE	—	RS5403	—
<b>FORD</b>					
<b>FORD — Bronco (Full Size Models) 4 W.D.</b>					
1996-92	4WD Bronco	DUAL	RS98508 <sup>123</sup>	RS5402 <sup>02</sup>	RS5565 <sup>123</sup>
1996-92	4WD Bronco	SINGLE	RS97489 <sup>123</sup>	RS5402	RS5566 <sup>123</sup>
1992-90	4WD Bronco — Exc. Quad Susp.	SINGLE	—	RS5402	RS5537
1992-80	4WD Bronco w/ Quad Susp.	DUAL	RS98508	RS5402 <sup>02</sup>	RS5565
1992-80	4WD Bronco w/ Quad Susp.	SINGLE	RS97489 <sup>123</sup>	RS5402	RS5566 <sup>123</sup>
1991-80	4WD Bronco - max. 3" raised height	DUAL	RS98506	RS5402 <sup>02</sup>	RS5563
1989-80	4WD Bronco	SINGLE	RS97481	RS5402	RS5535
1979-78	4WD Bronco - high performance stabilizer	SINGLE	RS97500	—	RS5509
1979-78	4WD Bronco w/o sway bar	DUAL	RS98501 <sup>8</sup>	RS5402 <sup>02</sup>	RS5561 <sup>8</sup>
1979-70	4WD Bronco w/ O.E. Steering Stabilizer (Bolts to O.E. Mounts)	SINGLE	RS97335	RS5403	—
1969-66	4WD Bronco w/ O.E. Steering Stabilizer (Bolts to O.E. Mounts)	SINGLE	RS97325	RS5404	—
<b>FORD — Bronco II 4 W.D.</b>					
1990-83	4WD Bronco II	SINGLE	RS97481 <sup>66</sup>	RS5402	RS5535 <sup>66</sup>

Q2 Qty. Req. 2

80 FOOTNOTES MUST BE READ! THEY CONTAIN IMPORTANT INFORMATION AND RECOMMENDATIONS PERTAINING TO CERTAIN APPLICATIONS.

# Steering Stabilizers

YEAR	MODEL	TYPE	COMPLETE KIT	RS5000	
				SHOCK	BRACKET
<b>FORD</b>					
<b>FORD — Bronco II 2 W.D.</b>					
1990-83	2WD Bronco II w/o sway bar mounted in front of axle	SINGLE	RS97481	RS5402	RS5513
1990-83	2WD Bronco II	SINGLE	RS97481 <sup>66</sup>	RS5402	RS5535 <sup>66</sup>
<b>FORD — Excursion 4 W.D.</b>					
2005-04	4WD Excursion w/ O.E. Steering Stabilizer (Bolts to O.E. Mounts)	SINGLE	—	RS5413	—
2004-02	4WD Excursion - high performance stabilizer	SINGLE	—	RS5406	RS5542
2003-00	4WD Excursion w/ O.E. Steering Stabilizer (Bolts to O.E. Mounts)	SINGLE	—	RS5410	—
<b>FORD — Excursion 2 W.D.</b>					
2002-00	2WD Excursion w/ O.E. Steering Stabilizer (Bolts to O.E. Mounts)	SINGLE	—	RS5410	—
<b>FORD — Expedition 4 W.D.</b>					
2002-97	4WD Expedition	SINGLE	—	RS5401	RS5567
<b>FORD — Expedition 2 W.D.</b>					
1997	2WD Expedition	SINGLE	—	RS5401	RS5567
<b>FORD — Explorer 4 W.D.</b>					
1994-90	4WD Explorer	SINGLE	—	RS5402	RS5537
<b>FORD — Explorer 2 W.D.</b>					
1994-90	2WD Explorer	SINGLE	—	RS5402	RS5537
<b>FORD — Pickup (½ Ton) 4 W.D. (F Series)</b>					
2004	4WD F-150 (½ Ton) Heritage Series (Old Body Style) w/Rancho RS6488 System	SINGLE	—	RS5401	RS5567
2003-97	4WD F-150 (½ Ton) — Inc. SuperCrew	SINGLE	—	RS5401	RS5567
1996-92	4WD F-150 (½ Ton)	DUAL	RS98508 <sup>123</sup>	RS5402 <sup>02</sup>	RS5565 <sup>123</sup>
1996-92	4WD F-150 (½ Ton)	SINGLE	RS97489 <sup>123</sup>	RS5402 <sup>02</sup>	RS5566 <sup>123</sup>
1996-80	4WD F-150 (½ Ton) — Exc. Quad Susp.	SINGLE	RS97481	RS5402	RS5535
1994-80	4WD F-150 (½ Ton) w/ Quad Susp.	DUAL	RS98508	RS5402 <sup>02</sup>	RS5565
1994-80	4WD F-150 (½ Ton) w/ Quad Susp.	SINGLE	RS97489	RS5402 <sup>02</sup>	RS5566
1993-80	4WD F-150 (½ Ton) - max. 3" raised height	DUAL	RS98508	RS5402 <sup>02</sup>	RS5563
1979-70	4WD F-100, F-150 (½ Ton) - (Bolts to Stock Mounts)	SINGLE	RS97335	RS5403	—
1979-70	4WD F-100, F-150 (½ Ton) - high performance stabilizer	SINGLE	RS97500 <sup>8</sup>	—	RS5509
1979-70	4WD F-100, F-150 (½ Ton) - w/o sway bar	DUAL	RS98501 <sup>8</sup>	RS5402 <sup>02</sup>	RS5561 <sup>8</sup>
<b>FORD — Pickup (½ Ton) 2 W.D. (F Series)</b>					
2001-97	2WD F-150 (½ Ton) — Inc. SuperCrew	SINGLE	—	RS5401	RS5567
1996-81	2WD F-100, F-150 (½ Ton)	SINGLE	—	RS5402	RS5537
1980	2WD F-100, F-150 (½ Ton)	SINGLE	—	RS5402	RS5522
1964-50	2WD F-100 (½ Ton)	SINGLE	RS97345	RS5402	RS5508
<b>FORD — Pickup (¾ Ton) 4 W.D. (F Series)</b>					
2008	4WD F-250 Superduty	SINGLE	—	RS5415*	—
2007-05	4WD F-250 Superduty (¾ Ton) w/ O.E. Steering Stabilizer (Bolts to O.E. Mounts)	SINGLE	—	RS5413	—
2007-05	4WD F-250 Superduty w/ Rancho RS6510 or RS6511 System	DUAL	RS98510	RS5405 <sup>02</sup>	—
2004-99	4WD F-250 Superduty (¾ Ton) - high performance stabilizer	SINGLE	RS97488	RS5406	RS5542
2004-99	4WD F-250 Superduty (¾ Ton) w/ O.E. Steering Stabilizer (Bolts to O.E. Mounts)	SINGLE	—	RS5410	—
2004-99	4WD F-250 Superduty (¾ Ton) w/Rancho RS6553 or RS6653 System	DUAL	RS98509	RS5410 <sup>02</sup>	—
1999-97	4WD F-250 LD (¾ Ton)	SINGLE	—	RS5401	RS5567
1996-80	4WD F-250 (¾ Ton)	SINGLE	RS97481	RS5402	RS5535
1979-77	4WD F-250 (¾ Ton) w/ O.E. Steering Stabilizer (Bolts to O.E. Mounts)	SINGLE	RS97445	RS5405	—
1977-59	4WD F-250 (¾ Ton) - w/o power steering	SINGLE	RS97355	RS5403	RS5509

Q2 Qty. Req. 2

# Steering Stabilizers

YEAR	MODEL	TYPE	COMPLETE KIT	RS5000	
				SHOCK	BRACKET
<b>FORD</b>					
<b>FORD — Pickup (¾ Ton) 2 W.D. (F Series)</b>					
1996-81	2WD F-250 (¾ Ton)	SINGLE	—	RS5402	RS5537
1980	2WD F-250 (¾ Ton)	SINGLE	—	RS5402	RS5522
1964-50	2WD F-250 (¾ Ton)	SINGLE	RS97345	RS5402	RS5508
<b>FORD — Pickup (1 Ton) 4 W.D. (F Series)</b>					
2008	4WD F-350 Superduty (1 Ton)	SINGLE	—	RS5415*	—
2007-05	4WD F-350 Superduty (1 Ton) w/ O.E. Steering Stabilizer (Bolts to O.E. Mounts)	SINGLE	—	RS5413	—
2007-05	4WD F-350 Superduty w/ Rancho RS6510 or RS6511 System	DUAL	RS98510	RS5405	—
2004-99	4WD F-350 Superduty (1 Ton) - high performance stabilizer	SINGLE	RS97488	RS5406	RS5542
2004-99	4WD F-350 Superduty (1 Ton) w/ O.E. Steering Stabilizer (Bolts to O.E. Mounts)	SINGLE	—	RS5410	—
2004-99	4WD F-350 Superduty (1 Ton) w/Rancho RS6553 or RS6653 System	DUAL	RS98509	RS5410 <sup>Q2</sup>	—
1997-80	4WD F-350 (1 Ton) w/o sway bar	SINGLE	RS97481	RS5402	RS5535
1979	4WD F-350 (1 Ton) w/ O.E. Steering Stabilizer (Bolts to O.E. Mounts)	SINGLE	RS97445	RS5405	—
1977-59	4WD F-350 (1 Ton) w/o power steering	SINGLE	RS97355	RS5403	RS5509
<b>FORD — Pickup (1 Ton) 2 W.D. (F Series)</b>					
1997-80	2WD F-350 (1 Ton)	SINGLE	—	RS5402	RS5522
1964-50	2WD F-350 (1 Ton) w/I-Beam axle	SINGLE	RS97345	RS5402	RS5508
<b>FORD — Pickup Ranger (Light Duty) 4 W.D.</b>					
1997-83	4WD Ranger	SINGLE	RS97481	RS5402	RS5535
1995-83	4WD Ranger w/Rancho System	SINGLE	—	RS5402	RS5537 <sup>66</sup>
1990-87	4WD Ranger w/factory High Ryder option	SINGLE	—	RS5402	RS5537
<b>FORD — Pickup Ranger (Light Duty) 2 W.D.</b>					
1997-90	2WD Ranger	SINGLE	—	RS5402	RS5537
1995-83	2WD Ranger w/Rancho System	SINGLE	—	RS5402	RS5537 <sup>66</sup>
1991-83	2WD Ranger w/o sway bar mounted in front of I-Beams	SINGLE	RS97481	RS5402	RS5513
<b>FORD — Pickup / Chassis Cab F-450 4 W.D.</b>					
2006-05	4WD F-450 Superduty w/ O.E. Steering Stabilizer (Bolts to O.E. Mounts)	SINGLE	—	RS5413	—
2004-99	4WD F-450 Superduty w/ O.E. Steering Stabilizer (Bolts to O.E. Mounts)	SINGLE	—	RS5410	—
<b>FORD — Pickup / Chassis Cab F-450 2 W.D.</b>					
2006-05	2WD F-450 Superduty w/ O.E. Steering Stabilizer (Bolts to O.E. Mounts)	SINGLE	—	RS5413	—
2004-99	2WD F-450 Superduty w/ O.E. Steering Stabilizer (Bolts to O.E. Mounts)	SINGLE	—	RS5410	—
<b>FORD — Pickup / Chassis Cab F-550 4 W.D.</b>					
2006-05	4WD F-550 Superduty w/ O.E. Steering Stabilizer (Bolts to O.E. Mounts)	SINGLE	—	RS5413	—
2004-99	4WD F-550 Superduty w/ O.E. Steering Stabilizer (Bolts to O.E. Mounts)	SINGLE	—	RS5410	—
<b>FORD — Pickup / Chassis Cab F-550 2 W.D.</b>					
2006-05	2WD F-550 Superduty w/ O.E. Steering Stabilizer (Bolts to O.E. Mounts)	SINGLE	—	RS5413	—
2004-99	2WD F-550 Superduty w/ O.E. Steering Stabilizer (Bolts to O.E. Mounts)	SINGLE	—	RS5410	—
<b>FORD — Van (½ Ton) E Series - Inc. Club Wagon</b>					
1968-61	E-100 (½ Ton) w/I-Beam axle	SINGLE	RS97345	RS5402	RS5508
<b>FORD — Van (¾ Ton) E Series - Inc. Club Wagon</b>					
1968-61	E-200 (¾ Ton) w/I-Beam axle	SINGLE	RS97345	RS5402	RS5508
<b>GMC</b>					
<b>GMC — Jimmy 4 W.D. Compact - Inc. S Models</b>					
2000-95	4WD Jimmy w/ O.E. Steering Stabilizer (Bolts to O.E. Mounts)	SINGLE	—	RS5401	—

Q2 Qty. Req. 2

# Steering Stabilizers

YEAR	MODEL	TYPE	COMPLETE KIT	RS5000	
				SHOCK	BRACKET
<b>GMC</b>					
<b>GMC — Jimmy 4 W.D. Compact - Inc. S Models — Continued</b>					
1997-95	4WD Jimmy w/o O.E. Steering Stabilizer Mounts	SINGLE	RS97265	RS5401	RS5526
1994-82	4WD Jimmy (S Models) Mid Size w/ O.E. Steering Stabilizer (Bolts to O.E. Mounts)	SINGLE	—	RS5401	—
1994-82	4WD Jimmy (S Models) Mid Size w/o O.E. Steering Stabilizer Mounts	SINGLE	RS97265	RS5401	RS5526
<b>GMC — Jimmy 4 W.D. Full Size (K &amp; V Models)</b>					
1991-73	4WD Jimmy Full Size w/ O.E. Steering Stabilizer (Bolts to O.E. Mounts)	SINGLE	RS97325	RS5404	—
1991-69	4WD Jimmy Full Size - high performance stabilizer	SINGLE	RS97500	—	RS5509
1991-69	4WD Jimmy Full Size	DUAL	RS98501	RS5402 <sup>02</sup>	RS5561
<b>GMC — Jimmy 2 W.D. Full Size (C Models)</b>					
1983-69	2WD Jimmy Full Size	SINGLE	RS97385	—	—
<b>GMC — Pickup (½ Ton) 4 W.D. (Sierra, K &amp; V Models)</b>					
2007-05	4WD Sierra 1500HD (½ Ton) Crew Cab (Classic)	SINGLE	—	RS5407	RS5548
2007-99	4WD Sierra 1500 (½ Ton) Pickup (Classic) w/Rancho RS6545 System	SINGLE	—	RS5402	RS5545
2003-01	4WD Sierra 1500HD (½ Ton) Crew Cab	SINGLE	—	RS5407	RS5548
1998-88	4WD K-1500 (½ Ton) w/Rancho RS6443 System	SINGLE	—	RS5401	RS5543
1998-88	4WD K-1500 (½ Ton) w/Rancho RS6543 System	SINGLE	—	RS5401	—
1998-88	4WD K-1500 (½ Ton) — Inc. Z71 w/ O.E. Steering Stabilizer (Bolts to O.E. Mounts)	SINGLE	RS97266	RS5401	RS5528
1998-88	4WD K-1500 (½ Ton) — Inc. Z71 w/o O.E. Steering Stabilizer Mounts	SINGLE	RS97265	RS5401	RS5526
1987	4WD V-1500 (½ Ton) - high performance stabilizer	SINGLE	RS97500	—	RS5509
1987	4WD V-1500 (½ Ton) w/ O.E. Steering Stabilizer (Bolts to O.E. Mounts)	SINGLE	RS97325	RS5404	—
1987	4WD V-1500 (½ Ton)	DUAL	RS98501	RS5402 <sup>02</sup>	RS5561
1986-73	4WD K-1500 (½ Ton) w/ O.E. Steering Stabilizer (Bolts to O.E. Mounts)	SINGLE	RS97325	RS5404	—
1986-67	4WD K-1500 (½ Ton) - high performance stabilizer	SINGLE	RS97500	—	RS5509
1986-67	4WD K-1500 (½ Ton)	DUAL	RS98501	RS5402 <sup>02</sup>	RS5561
1972-67	4WD K-1500 (½ Ton)	SINGLE	RS97355	RS5403	RS5509
1966-60	4WD 1000 (½ Ton)	SINGLE	RS97355	RS5403	RS5509
1959-58	4WD 100 (½ Ton)	SINGLE	RS97355	RS5403	RS5509
<b>GMC — Pickup (½ Ton) 2 W.D. (Sierra, C &amp; R Models)</b>					
2008-05	2WD Sierra 1500HD (½ Ton) Crew Cab (Classic)	SINGLE	—	RS5407	RS5548
2003-01	2WD Sierra 1500HD (½ Ton) Crew Cab	SINGLE	—	RS5407	RS5548
1998-88	2WD C-1500 (½ Ton)	SINGLE	RS97267	—	—
1987	2WD R-1500 (½ Ton)	SINGLE	RS97385	—	—
1986-67	2WD C-1500 (½ Ton)	SINGLE	RS97385	—	—
1959-55	2WD 100 (½ Ton)	SINGLE	RS97345	RS5402	RS5508
1954-50	2WD ½ Ton	SINGLE	RS97345	RS5402	RS5508
<b>GMC — Pickup (¾ Ton) 4 W.D. (Sierra, K &amp; V Models)</b>					
2008-01	4WD Sierra 2500HD (¾ Ton) (9200 GVW) Pickup w/ O.E. Steering Stabilizer (Bolts to O.E. Mounts)	SINGLE	—	RS5411	—
2008-01	4WD Sierra 2500HD (¾ Ton) (9200 GVW) Pickup	SINGLE	—	RS5407	RS5548
2004-99	4WD Sierra 2500 (¾ Ton) (up to 8600 GVW) Pickup	SINGLE	—	RS5407	RS5548
2000-88	4WD K-2500 (¾ Ton) w/ O.E. Steering Stabilizer (Bolts to O.E. Mounts)	SINGLE	RS97266 <sup>28</sup>	RS5401	RS5528 <sup>28</sup>
2000-88	4WD K-2500 (¾ Ton) w/o O.E. Steering Stabilizer Mounts	SINGLE	RS97265	RS5401	RS5526
1998-88	4WD K-2500 (¾ Ton) - 6 Lug w/Rancho RS6443 System	SINGLE	—	RS5401	RS5543
1998-88	4WD K-2500 (¾ Ton) - 8 Lug w/Rancho RS6469 System	SINGLE	—	RS5401	—
1987	4WD V-2500 (¾ Ton) - high performance stabilizer	SINGLE	RS97500	—	RS5509
1987	4WD V-2500 (¾ Ton) w/ O.E. Steering Stabilizer (Bolts to O.E. Mounts)	SINGLE	RS97325	RS5404	—
1987	4WD V-2500 (¾ Ton)	DUAL	RS98501	RS5402 <sup>02</sup>	RS5561
1986-73	4WD K-2500 (¾ Ton) w/ O.E. Steering Stabilizer (Bolts to O.E. Mounts)	SINGLE	RS97325	RS5404	—
1986-67	4WD K-2500 (¾ Ton) - high performance stabilizer	SINGLE	RS97500	—	RS5509
1986-67	4WD K-2500 (¾ Ton)	DUAL	RS98501	RS5402 <sup>02</sup>	RS5561

Q2 Qty. Req. 2

# Steering Stabilizers

YEAR	MODEL	TYPE	COMPLETE KIT	RS5000	
				SHOCK	BRACKET
<b>GMC</b>					
<b>GMC — Pickup (¾ Ton) 4 W.D. (Sierra, K &amp; V Models) — Continued</b>					
1972-67	4WD 1500 (¾ Ton)	SINGLE	RS97355	RS5403	RS5509
1966-60	4WD 1500 (¾ Ton)	SINGLE	RS97355	RS5403	RS5509
1959-58	4WD 150 (¾ Ton)	SINGLE	RS97355	RS5403	RS5509
<b>GMC — Pickup (¾ Ton) 2 W.D. (Sierra, C &amp; R Models)</b>					
2008-01	2WD Sierra 2500HD (¾ Ton) (9200 GVW) Pickup w/ O.E. Steering Stabilizer (Bolts to O.E. Mounts)	SINGLE	—	RS5411	—
2008-01	2WD Sierra 2500HD (¾ Ton) (9200 GVW) Pickup w/o OEM Mounts	SINGLE	—	RS5407	RS5548
2000-88	2WD C-2500 (¾ Ton)	SINGLE	RS97267	—	—
1989-87	2WD R-2500 (¾ Ton)	SINGLE	RS97385	—	—
1986-67	2WD C-2500 (¾ Ton)	SINGLE	RS97385	—	—
1959-55	2WD 150 (¾ Ton)	SINGLE	RS97345	RS5402	RS5508
1954-50	2WD ¾ Ton	SINGLE	RS97345	RS5402	RS5508
<b>GMC — Pickup (1 Ton) 4 W.D. (Sierra, K &amp; V Models)</b>					
2008-01	4WD Sierra 3500 (1 Ton) (11400 GVW) Pickup w/ O.E. Steering Stabilizer (Bolts to O.E. Mounts)	SINGLE	—	RS5411	—
2000-88	4WD K-3500 (1 Ton) w/ O.E. Steering Stabilizer (Bolts to O.E. Mounts)	SINGLE	RS97266	RS5401	RS5528
2000-88	4WD K-3500 (1 Ton) w/o O.E. Steering Stabilizer Mounts	SINGLE	RS97265	RS5401	RS5526
1998-88	4WD K-3500 (1 Ton) - 8 Lug w/Rancho RS6469 System	SINGLE	—	RS5401	—
1991-87	4WD V-3500 (1 Ton) w/ O.E. Steering Stabilizer (Bolts to O.E. Mounts)	SINGLE	RS97325	RS5404	—
1986-73	4WD K-3500 (1 Ton) w/o O.E. Steering Stabilizer Mounts	SINGLE	RS97325	RS5404	—
<b>GMC — Pickup (1 Ton) 2 W.D. (Sierra, C &amp; R Models)</b>					
2008-01	2WD Sierra 3500 (1 Ton) (11400 GVW) Pickup w/ O.E. Steering Stabilizer (Bolts to O.E. Mounts)	SINGLE	—	RS5411	—
2000-88	2WD C-3500 (1 Ton) — Inc. Dual Rear Wheels — Exc. straight axle or 3-bolt idler arm	SINGLE	—	RS5406	RS5529
1991-87	2WD R-3500 (1 Ton)	SINGLE	RS97385	—	—
1986-67	2WD C-3500 (1 Ton)	SINGLE	RS97385	RS5402	RS5529
1959-55	2WD 250 (1 Ton) w/I-Beam axle	SINGLE	RS97345	RS5402	RS5508
1954-50	2WD 1 Ton	SINGLE	RS97345	RS5402	RS5508
<b>GMC — Pickup S Models (Light Duty) 4 W.D. (Sonoma)</b>					
2004-82	4WD S-15 Sonoma Mid Size w/ O.E. Steering Stabilizer (Bolts to O.E. Mounts)	SINGLE	—	RS5401	—
1997-82	4WD S-15 Sonoma Mid Size w/o O.E. Steering Stabilizer Mounts	SINGLE	RS97265	RS5401	RS5526
<b>GMC — Suburban 4 W.D.</b>					
1998-92	4WD Suburban (¾ Ton) - 8 lug w/Rancho RS6469 System	SINGLE	—	RS5401	—
1997-92	4WD Suburban w/o O.E. Steering Stabilizer Mounts	SINGLE	RS97265	RS5401	RS5526
1991-73	4WD Suburban w/ O.E. Steering Stabilizer (Bolts to O.E. Mounts)	SINGLE	RS97325	RS5404	—
1991-67	4WD Suburban - high performance stabilizer	SINGLE	RS97500	—	RS5509
1991-67	4WD Suburban	DUAL	RS98501	RS5402 <sup>Q2</sup>	RS5561
<b>GMC — Suburban 2 W.D.</b>					
1999-92	2WD Suburban w/o O.E. Steering Stabilizer Mounts	SINGLE	RS97267	RS5406	RS5529
1991-67	2WD Suburban	SINGLE	RS97385	—	—
<b>GMC — Van Safari (Mini) 2 W.D.</b>					
2005-85	2WD Safari Van	SINGLE	—	RS5406	RS5529
<b>GMC — Van (½ Ton) Savana &amp; G Models - Inc. Rally &amp; Vandura</b>					
1987-83	G-1500 (½ Ton)	SINGLE	—	RS5402	RS5515
1982-71	G-1500 (½ Ton)	SINGLE	—	RS5402	RS5516
1971-65	G-1500 (½ Ton) w/I-Beam axle	SINGLE	RS97345	RS5402	RS5508

Q2 Qty. Req. 2

# Steering Stabilizers

YEAR	MODEL	TYPE	COMPLETE KIT	RS5000	
				SHOCK	BRACKET
<b>GMC</b>					
<b>GMC — Yukon XL 4 W.D.</b>					
2006-00	4WD Yukon XL 1500 (½ Ton) w/Rancho RS6546 or RS6547 System — Exc. Z55 Autoride Suspension	SINGLE	—	RS5402	RS5545
2006-00	4WD Yukon XL 2500 (¾ Ton) (Up To 8600 GVW)	SINGLE	—	RS5407	RS5548
2006-00	4WD Yukon XL 2500 (¾ Ton) w/ O.E. Steering Stabilizer (Bolts to O.E. Mounts)	SINGLE	—	RS5411	—
<b>GMC — Yukon XL 2 W.D.</b>					
2006-01	2WD Yukon XL 2500 (¾ Ton) Torsion Bar Front Suspension w/ O.E. Steering Stabilizer (Bolts to O.E. Mounts)	SINGLE	—	RS5411	—
2001-00	2WD Yukon XL 1500 (½ Ton) w/Rancho RS6246 System — Exc. Z55 Autoride Suspension	SINGLE	—	RS5402	RS5545
<b>GMC — Yukon 4 W.D.</b>					
2005-00	4WD Yukon 4 Door w/Rancho RS6547 System — Exc. Z55 Autoride Suspension	SINGLE	—	RS5402	RS5545
2000-92	4WD Yukon w/ O.E. Steering Stabilizer (Bolts to O.E. Mounts)	SINGLE	RS97266	RS5401	RS5528
1998-92	4WD Yukon w/ Rancho RS6555 or RS6568 Suspension	SINGLE	—	RS5401	—
1998-92	4WD Yukon w/o O.E. Steering Stabilizer Mounts	SINGLE	RS97265	RS5401	RS5526
<b>GMC — Yukon 2 W.D.</b>					
2001-00	2WD Yukon 4 Door w/Rancho RS6246 System — Exc. Z55 Autoride Suspension	SINGLE	—	RS5402	RS5545
<b>HUMMER</b>					
<b>HUMMER — H2</b>					
2008-03	AWD H2	SINGLE	—	RS5407	RS5548
<b>INTERNATIONAL</b>					
<b>INTERNATIONAL — Pickup (Full Size) 4 W.D.</b>					
1975-60	4WD IHC Pickup w/3½" front axle and 1½" tie rod	SINGLE	—	RS5403	RS5512
1975-60	4WD IHC Pickup (½, ¾ Ton) - all others	SINGLE	RS97355	RS5403	RS5509
<b>INTERNATIONAL — Pickup (Full Size) 2 W.D.</b>					
1974-60	2WD Metro (½, ¾ Ton) w/I-Beam axle	SINGLE	RS97345	RS5402	RS5508
1974-59	2WD IHC Pickup (½, ¾ Ton)	SINGLE	RS97345	RS5402	RS5508
<b>INTERNATIONAL — Scout</b>					
1981-69	Scout, Scout II, Terra All	SINGLE	RS97355	RS5403	RS5509
1968-61	4WD Scout 80, 800	SINGLE	RS97345	RS5402	RS5508
<b>INTERNATIONAL — Travelall 4 W.D.</b>					
1975-60	4WD IHC Travelall	SINGLE	RS97355	RS5403	RS5509
<b>INTERNATIONAL — Travelall 2 W.D.</b>					
1974-59	2WD IHC Travelall	SINGLE	RS97345	RS5402	RS5508
<b>ISUZU</b>					
<b>ISUZU — Amigo 2 W.D.</b>					
1997-89	2WD Amigo	SINGLE	RS97270	RS5401	RS5503
<b>ISUZU — Pickup Series 4 W.D.</b>					
1991-89	4WD Pickup	SINGLE	RS97345	RS5402	RS5508
1983-82	4WD Pickup	SINGLE	RS97270	RS5401	RS5503

# Steering Stabilizers

YEAR	MODEL	TYPE	COMPLETE KIT	RS5000	
				SHOCK	BRACKET
<b>ISUZU</b>					
<b>ISUZU — Pickup Series 2 W.D.</b>					
1991-89	2WD Pickup	SINGLE	RS97270	RS5401	RS5503
<b>ISUZU — Rodeo 2 W.D.</b>					
1997-89	2WD Rodeo	SINGLE	RS97270	RS5401	RS5503
<b>ISUZU — Trooper &amp; Trooper II 4 W.D.</b>					
1990-84	4WD Trooper	SINGLE	RS97345	RS5402	RS5508
<b>JEEP</b>					
<b>JEEP — Cherokee</b>					
2002-84	XJ Cherokee Mid Size All w/ O.E. Steering Stabilizer (Bolts to O.E. Mounts)	SINGLE	—	RS5401	—
<b>JEEP — CJ Series 4 W.D.</b>					
1986-41	4WD CJ2A, CJ3A, CJ3B, CJ5, CJ6, CJ7	SINGLE	RS97345	RS5402	RS5508
<b>JEEP — DJ Dispatcher 4 W.D.</b>					
1974-49	4WD DJ	SINGLE	RS97345	RS5402	RS5508
<b>JEEP — Grand Cherokee</b>					
2004-99	WJ Grand Cherokee All w/ O.E. Steering Stabilizer (Bolts to O.E. Mounts)	SINGLE	—	RS5409	—
1998-93	ZJ Grand Cherokee All w/ O.E. Steering Stabilizer (Bolts to O.E. Mounts)	SINGLE	—	RS5401	—
<b>JEEP — Jeepster (Inc. Commando) 4 W.D.</b>					
1973-66	4WD Jeepster, Commando	SINGLE	RS97345	RS5402	RS5508
1963-47	4WD Utility Wagon	SINGLE	RS97355	RS5403	RS5509
<b>JEEP — M Series (Military Jeep) 4 W.D.</b>					
1975-41	4WD MB, M38, M38A1	SINGLE	RS97345	RS5402	RS5508
<b>JEEP — Pickup Comanche (MJ Series) 4 W.D.</b>					
1992-86	4WD Comanche Mid Size w/ O.E. Steering Stabilizer (Bolts to O.E. Mounts)	SINGLE	—	RS5401	—
<b>JEEP — Pickup Gladiator (J Series) 4 W.D.</b>					
1973-63	4WD Gladiator	SINGLE	RS97355	RS5403	RS5509
1963-47	4WD Utility Truck	SINGLE	RS97355	RS5403	RS5509
<b>JEEP — Pickup Pioneer (J Series) 4 W.D.</b>					
1986-74	4WD J10 (½ Ton), J20 (¾ Ton) w/ O.E. Steering Stabilizer (Bolts to O.E. Mounts)	SINGLE	RS97325	RS5404	—
<b>JEEP — Scrambler 4 W.D.</b>					
1986-76	4WD Scrambler	SINGLE	RS97345	RS5402	RS5508
<b>JEEP — Wagoneer 4 W.D.</b>					
1991-74	4WD Wagoneer w/ O.E. Steering Stabilizer (Bolts to O.E. Mounts)	SINGLE	RS97325	RS5404	—
<b>JEEP — Wrangler (JK Series)</b>					
2008-07	4WD JK Wrangler 2 & 4 Door Models	SINGLE	—	RS5407	RS5510*
<b>JEEP — Wrangler (TJ Series)</b>					
2006-97	4WD TJ Wrangler w/ O.E. Steering Stabilizer (Bolts to O.E. Mounts) — Inc. Rubicon & Unlimited	SINGLE	—	RS5407	—
<b>JEEP — Wrangler (YJ Series)</b>					
1996-86	4WD YJ Wrangler w/ O.E. Steering Stabilizer (Bolts to O.E. Mounts)	SINGLE	—	RS5407	—



# Steering Stabilizers

YEAR	MODEL	TYPE	COMPLETE KIT	RS5000	
				SHOCK	BRACKET
<b>LAND ROVER</b>					
<b>LAND ROVER — Defender 90</b>					
1989-84	90", 110" W.B. & Defender	SINGLE	—	RS5405	RS5550
1981-59	88", 90", 110" W.B.	SINGLE	RS97435	RS5402	RS5520
<b>LAND ROVER — Discovery</b>					
1992-89	Land Rover Discovery	SINGLE	—	RS5403	—
<b>LAND ROVER — Range Rover</b>					
1992-84	Range Rover 90" All	SINGLE	—	RS5405	RS5550
<b>MAZDA</b>					
<b>MAZDA — Navajo 4 W.D.</b>					
1994-90	4WD Navajo	SINGLE	—	RS5402	RS5537 <sup>66</sup>
<b>MAZDA — Navajo 2 W.D.</b>					
1994-90	2WD Navajo	SINGLE	—	RS5402	RS5537 <sup>66</sup>
<b>MAZDA — Pickup B Series 4 W.D.</b>					
1997-94	4WD B4000	SINGLE	RS97481	RS5402	RS5535
1995-94	4WD B4000 w/Rancho System Only	SINGLE	—	RS5402	RS5537 <sup>66</sup>
1993-87	4WD B2600 w/OEM stud on the passager side frame	SINGLE	—	RS5405	RS5530
<b>MAZDA — Pickup B Series 2 W.D.</b>					
1997-94	2WD B2300, B3000, B4000	SINGLE	—	RS5402	RS5537 <sup>66</sup>
<b>MITSUBISHI</b>					
<b>MITSUBISHI — Montero 4 W.D.</b>					
1995-86	4WD Montero	SINGLE	—	RS5402	RS5508
<b>MITSUBISHI — Pajero 4 W.D.</b>					
1995-86	4WD Pajero	SINGLE	—	RS5402	RS5508
<b>MITSUBISHI — Pickup Series 2 W.D.</b>					
1983-82	2WD Pickup	SINGLE	—	RS5402	RS5502
<b>NISSAN</b>					
<b>NISSAN — Frontier 4 W.D.</b>					
2002-00	4WD Frontier	SINGLE	—	RS5402	RS5592
<b>NISSAN — Frontier 2 W.D.</b>					
2002-00	2WD Frontier	SINGLE	—	RS5402	RS5592
<b>NISSAN — Pathfinder 4 W.D.</b>					
1995- July 86	4WD Pathfinder w/o O.E. Steering Stabilizer Mounts	SINGLE	RS97268	RS5402	RS5533
<b>NISSAN — Pathfinder 2 W.D.</b>					
1995- July 86	2WD Pathfinder w/o O.E. Steering Stabilizer Mounts & Sway Bar	SINGLE	RS97268	RS5402	RS5533
<b>NISSAN — Patrol 4 W.D.</b>					
1994-89	4WD Patrol GR (Y60)	SINGLE	—	RS5402	—
1994-89	4WD Patrol R (160/743 & 260/743)	SINGLE	—	RS5407	—
1989-80	4WD Patrol 160 (orig. J) & 260 (orig. E)	SINGLE	—	RS5407	RS5551
1988-84	4WD Patrol R short, long — Inc. Diesel	SINGLE	—	RS5407	—

# Steering Stabilizers

YEAR	MODEL	TYPE	COMPLETE KIT	RS5000	
				SHOCK	BRACKET
<b>NISSAN</b>					
<b>NISSAN — Pickup Series 4 W.D.</b>					
1995- July 86	4WD Hardbody Pickup w/o O.E. Steering Stabilizer Mounts	SINGLE	RS97268	RS5402	RS5533
1986-84	4WD All	SINGLE	—	RS5402	RS5532
<b>NISSAN — Pickup Series 2 W.D.</b>					
1995- July 86	2WD Hardbody Pickup w/o O.E. Steering Stabilizer Mounts & Sway Bar	SINGLE	RS97268	RS5402	RS5533
1982-71	2WD All	SINGLE	—	RS5402	RS5502
<b>NISSAN — Terrano 4 W.D.</b>					
1995- July 86	4WD Terrano w/o O.E. Steering Stabilizer Mounts	SINGLE	RS97268	RS5402	RS5533
<b>NISSAN — Terrano 2 W.D.</b>					
1995- July 86	2WD Terrano w/o O.E. Steering Stabilizer Mounts & Sway Bar	SINGLE	RS97268	RS5402	RS5533
<b>NISSAN — Xterra 4 W.D.</b>					
2004-00	4WD Xterra	SINGLE	—	RS5402	RS5592
<b>NISSAN — Xterra 2 W.D.</b>					
2004-00	2WD Xterra	SINGLE	—	RS5402	RS5592
<b>OLDSMOBILE</b>					
<b>OLDSMOBILE — Bravada 4 W.D.</b>					
1997-91	4WD Bravada w/ O.E. Steering Stabilizer (Bolts to O.E. Mounts)	SINGLE	—	RS5401	—
1997-91	4WD Bravada w/o O.E. Steering Stabilizer Mounts	SINGLE	RS97265	RS5401	RS5526
<b>PLYMOUTH</b>					
<b>PLYMOUTH — Arrow (Light Duty) Pickup 2 W.D.</b>					
1982	2WD Arrow Mini	SINGLE	—	RS5402	RS5502
<b>PLYMOUTH — PB Models (½ Ton) Van</b>					
1978-71	PB100 (½ Ton)	SINGLE	—	RS5403	—
1971-54	PB100 (½ Ton) w/l-Beam axle	SINGLE	RS97345	RS5402	RS5508
<b>PLYMOUTH — PB Models (¾ Ton) Van</b>					
1978-71	PB200 (¾ Ton)	SINGLE	—	RS5403	—
1971-54	PB200 (¾ Ton) w/l-Beam axle	SINGLE	RS97345	RS5402	RS5508
<b>PLYMOUTH — PB Models (1 Ton) Van</b>					
1978-71	PB300 (1 Ton)	SINGLE	—	RS5403	—
1971-54	PB300 (1 Ton) w/l-Beam axle	SINGLE	RS97345	RS5402	RS5508
<b>PLYMOUTH — Trailduster 4 W.D.</b>					
1978-70	4WD Trailduster	DUAL	RS98501 <sup>84</sup>	RS5402 <sup>02</sup>	RS5561 <sup>84</sup>
1978-70	4WD Trailduster	SINGLE	RS97355	RS5403	RS5509
<b>SUZUKI</b>					
<b>SUZUKI — Samurai 4 W.D.</b>					
1990-85	4WD Samurai	SINGLE	RS97345	RS5402	RS5508
1988-78	4WD LJ10, SJ10	SINGLE	—	RS5402	RS5508
1987-82	4WD LJ413	SINGLE	—	RS5402	RS5508

Q2 Qty. Req. 2

# Steering Stabilizers

YEAR	MODEL	TYPE	COMPLETE KIT	RS5000	
				SHOCK	BRACKET
<b>SUZUKI</b>					
<b>SUZUKI — Santana 4 W.D.</b>					
1990-85	4WD Santana	SINGLE	RS97345	RS5402	RS5508
<b>TOYOTA</b>					
<b>TOYOTA — 4 Runner</b>					
1993-90	2WD 4 Runner	SINGLE	RS97273	RS5402	RS5573
1993-86	4WD 4 Runner	SINGLE	RS97273	RS5402	RS5573
1985-84	4WD 4 Runner	SINGLE	RS97484	RS5403	RS5525
<b>TOYOTA — Landcruiser</b>					
1994-90	4WD 80 Series Landcruiser	SINGLE	—	RS5404	RS5550
1989-81	4WD HJ60 Custom Wagon, LJ70 to LJ79	SINGLE	—	RS5404	RS5550
1984-55	4WD FJ25, FJ40, FJ43, FJ55	SINGLE	RS97435	RS5402	RS5520
<b>TOYOTA — Pickup (Compact) Series 4 W.D.</b>					
1994-86	4WD Mini Pickup - independent suspension only	SINGLE	RS97273	RS5402	RS5573
1994-86	4WD Mini Pickup w/solid axle	SINGLE	RS97484	RS5403	RS5525
1992-86	4WD Mini Pickup w/Rancho RS6428 System - independent suspension only	SINGLE	RS97264	RS5402	—
1985-84	4WD Mini Pickup	SINGLE	RS97484	RS5403	RS5525
1983-79	4WD Mini Pickup	SINGLE	RS97485	RS5402	RS5525
<b>TOYOTA — Pickup (Compact) Series 2 W.D.</b>					
1992-79	2WD Mini Pickup	SINGLE	—	RS5402	RS5502
<b>TOYOTA — Pickup T100 Series (Full Size) 4 W.D.</b>					
1996-93	4WD T100 Pickup	SINGLE	RS97273	RS5402	RS5573

# Multiple Shocks

YEAR	MODEL	RAISED HEIGHT	DESCRIPTION	BRACKET	OEM POSITION SHOCK	ADD-ON POSITION SHOCK
<b>CHEVROLET</b>						
<b>CHEVROLET — Avalanche 4 W.D.</b>						
2008-07	4WD Avalanche (½ Ton) w/Rancho RS6562B or RS6582B System	4"	FRONT TRIPLE	RS6749B <sup>203</sup>	RS5786•	RS5298 <sup>203,04</sup>
<b>CHEVROLET — Avalanche 2 W.D.</b>						
2008-07	2WD Avalanche (½ Ton) w/Rancho RS6562B or RS6582B System	4"	FRONT TRIPLE	RS6749B <sup>203</sup>	RS5786•	RS5298 <sup>203,04</sup>
<b>CHEVROLET — Blazer 4 W.D. Full Size (K &amp; V Models)</b>						
1994-92	4WD Blazer Full Size w/Rancho RS6568 System	4"	FRONT TRIPLE	RS6743	RS5244 <sup>02</sup>	RS5006 <sup>04</sup>
1991-69	4WD Blazer Full Size	2½-4"	FRONT DUAL	RS6703	RS5001 <sup>02</sup>	RS5001 <sup>02</sup>
1991-69	4WD Blazer Full Size	0-2"	FRONT DUAL	RS6703	RS5151 <sup>02</sup>	RS5151 <sup>02</sup>
<b>CHEVROLET — Pickup (½ Ton) 4 W.D. (Silverado, K &amp; V Models)</b>						
2008-07	4WD Silverado (½ Ton) w/Rancho RS6563B or RS6583B System	4"	FRONT TRIPLE	RS6749B <sup>203</sup>	RS5786•	RS5298 <sup>203,04</sup>
2007-99	4WD Silverado 1500 (½ Ton) Pickup (Classic) w/Rancho RS6545 System	4"	FRONT TRIPLE	RS6740 <sup>203</sup> RS6740B <sup>203</sup>	RS5268 <sup>02</sup>	RS5298 <sup>203,04</sup>
1998-88	4WD K-1500 (½ Ton) w/Rancho RS6543 System	4"	FRONT TRIPLE	RS6743	RS5244 <sup>02</sup>	RS5006 <sup>04</sup>
1987	4WD V-10 (½ Ton)	2½-4"	FRONT DUAL	RS6703	RS5001 <sup>02</sup>	RS5001 <sup>02</sup>
1987	4WD V-10 (½ Ton)	0-2"	FRONT DUAL	RS6703	RS5151 <sup>02</sup>	RS5151 <sup>02</sup>
1986-69	4WD K-10 (½ Ton)	2½-4"	FRONT DUAL	RS6703	RS5001 <sup>02</sup>	RS5001 <sup>02</sup>
1986-69	4WD K-10 (½ Ton)	0-2"	FRONT DUAL	RS6703	RS5151 <sup>02</sup>	RS5151 <sup>02</sup>
<b>CHEVROLET — Pickup (½ Ton) 2 W.D. (Silverado, C &amp; R Models)</b>						
2008-07	2WD Silverado (½ Ton) w/Rancho RS6563B or RS6583B System	4"	FRONT TRIPLE	RS6749B <sup>203</sup>	RS5786•	RS5298 <sup>203,04</sup>
<b>CHEVROLET — Pickup (¾ Ton) 4 W.D. (Silverado, K &amp; V Models)</b>						
2008-01	4WD Silverado 2500HD (¾ Ton) (9200 GVW) Pickup w/Rancho RS6548 System	4"	FRONT TRIPLE	RS6741 <sup>203</sup> RS6741B <sup>203</sup>	RS5289 <sup>02</sup>	RS5298 <sup>203,04</sup>
1998-88	4WD K-2500 (¾ Ton) w/Rancho RS6543 System	4"	FRONT TRIPLE	RS6743	RS5244 <sup>02</sup>	RS5006 <sup>04</sup>
1987	4WD V-20 (¾ Ton)	2½-4"	FRONT DUAL	RS6703	RS5001 <sup>02</sup>	RS5001 <sup>02</sup>
1987	4WD V-20 (¾ Ton)	2½-4"	REAR DUAL	RS6711	RS5010 <sup>59,02</sup>	RS5010 <sup>59,02</sup>
1987	4WD V-20 (¾ Ton)	0-2"	FRONT DUAL	RS6703	RS5151 <sup>02</sup>	RS5151 <sup>02</sup>
1987	4WD V-20 (¾ Ton)	0-2"	REAR DUAL	RS6711	RS5008 <sup>59,02</sup>	RS5008 <sup>59,02</sup>
1986-82	4WD K-20 (¾ Ton)	2½-4"	REAR DUAL	RS6711	RS5010 <sup>59,02</sup>	RS5010 <sup>59,02</sup>
1986-82	4WD K-20 (¾ Ton)	0-2"	REAR DUAL	RS6711	RS5008 <sup>59,02</sup>	RS5008 <sup>59,02</sup>
1986-69	4WD K-20 (¾ Ton)	2½-4"	FRONT DUAL	RS6703	RS5001 <sup>02</sup>	RS5001 <sup>02</sup>
1986-69	4WD K-20 (¾ Ton)	0-2"	FRONT DUAL	RS6703	RS5151 <sup>02</sup>	RS5151 <sup>02</sup>
1981-73	4WD K-20 (¾ Ton)	2½-4"	REAR DUAL	RS6706	RS5010 <sup>59,02</sup>	RS5010 <sup>59,02</sup>
1981-73	4WD K-20 (¾ Ton)	0-2"	REAR DUAL	RS6706	RS5008 <sup>59,02</sup>	RS5008 <sup>59,02</sup>
<b>CHEVROLET — Pickup (¾ Ton) 2 W.D. (Silverado, C &amp; R Models)</b>						
2008-01	2WD Silverado 2500HD (¾ Ton) (9200 GVW) Pickup w/Rancho RS6548 System	4"	FRONT TRIPLE	RS6741 <sup>203</sup> RS6741B <sup>203</sup>	RS5289 <sup>02</sup>	RS5298 <sup>203,04</sup>
<b>CHEVROLET — Suburban 4 W.D.</b>						
2008-07	4WD Suburban (½ Ton) w/ Rancho RS6562B or RS6582B System	4"	FRONT TRIPLE	RS6749B <sup>203</sup>	RS5786•	RS5298 <sup>203,04</sup>
2006-00	4WD Suburban (½ Ton) w/Rancho RS6547 System	4"	FRONT TRIPLE	RS6740 <sup>203</sup> RS6740B <sup>203</sup>	RS5268 <sup>02</sup>	RS5298 <sup>203,04</sup>

Q2 Qty. Req. 2

Q4 Qty. Req. 4

Rancho does not recommend or endorse the use of its products in conjunction with those of other aftermarket suspension or lift kit manufacturers.

# Multiple Shocks

YEAR	MODEL	RAISED HEIGHT	DESCRIPTION	BRACKET	OEM POSITION SHOCK	ADD-ON POSITION SHOCK
<b>CHEVROLET</b>						
<b>CHEVROLET — Suburban 4 W.D. — Continued</b>						
1999-92	4WD Suburban Front Triple w/Rancho RS6568 System	4"	FRONT TRIPLE	RS6743	RS5244 <sup>Q2</sup>	RS5006 <sup>Q4</sup>
1991-69	4WD Suburban	2½-4"	FRONT DUAL	RS6703	RS5001 <sup>Q2</sup>	RS5001 <sup>Q2</sup>
1991-69	4WD Suburban	0-2"	FRONT DUAL	RS6703	RS5151 <sup>Q2</sup>	RS5151 <sup>Q2</sup>
<b>CHEVROLET — Suburban 2 W.D.</b>						
2008-07	2WD Suburban (½ Ton) w/ Rancho RS6562B or RS6582B System	4"	FRONT TRIPLE	RS6749B <sup>203</sup>	RS5786•	RS5298 <sup>203, Q4</sup>
<b>CHEVROLET — Tahoe 4 W.D.</b>						
2008-07	4WD Tahoe (½ Ton) w/ Rancho RS6562B or RS6582B System	4"	FRONT TRIPLE	RS6749B <sup>203</sup>	RS5786•	RS5298 <sup>203, Q4</sup>
2006-00	4WD Tahoe 4 Door w/Rancho RS6547 System	4"	FRONT TRIPLE	RS6740 <sup>203</sup> RS6740B <sup>203</sup>	RS5268 <sup>Q2</sup>	RS5298 <sup>203, Q4</sup>
1999-95	4WD Tahoe 2 Door w/Rancho RS6568 System	4"	FRONT TRIPLE	RS6743	RS5244 <sup>Q2</sup>	RS5006 <sup>Q4</sup>
1999-95	4WD Tahoe 4 Door w/Rancho RS6555 System	4"	FRONT TRIPLE	RS6743	RS5244 <sup>Q2</sup>	RS5006 <sup>Q4</sup>
<b>CHEVROLET — Tahoe 2 W.D.</b>						
2008-07	2WD Tahoe (½ Ton) w/ Rancho RS6562B or RS6582B System	4"	FRONT TRIPLE	RS6749B <sup>203</sup>	RS5786•	RS5298 <sup>203, Q4</sup>
<b>DODGE</b>						
<b>DODGE — Pickup (½ Ton) 4 W.D. (Ram 1500 &amp; W Models)</b>						
1993-75	4WD W150 (½ Ton) w/o rear aux. tank	2½"	REAR DUAL	RS6738 <sup>95</sup>	—	RS5012 <sup>59, Q4</sup>
1993-75	4WD W150 (½ Ton) w/o rear aux. tank	0-1½"	REAR DUAL	RS6737 <sup>95</sup>	—	RS5010 <sup>Q4</sup>
<b>FORD</b>						
<b>FORD — Bronco (Full Size Models) 4 W.D.</b>						
1994-80	4WD Bronco w/rear mount tank only	0-1½"	REAR DUAL	RS6735 <sup>46</sup>	—	RS5008 <sup>59, Q4</sup>
<b>FORD — Excursion 4 W.D.</b>						
2004-00	4WD Excursion w/Rancho System	4"	FRONT DUAL	RS6742	—	RS5264 <sup>Q4</sup>
<b>FORD — Pickup (½ Ton) 2 W.D. (F Series)</b>						
1991-90	2WD F-150 (½ Ton)	0-1½"	REAR DUAL	RS6735 <sup>46</sup>	—	RS5010 <sup>59, Q4</sup>
<b>FORD — Pickup (¾ Ton) 4 W.D. (F Series)</b>						
2008-05	4WD F-250 Superduty (¾ Ton) w/Rancho RS6511 or RS6514 System Only	4"	FRONT DUAL	RS6751B <sup>222</sup>	—	—
2008-05	4WD F-250 Superduty (¾ Ton) w/Rancho RS6510 or RS6515 System Only	2½"	FRONT DUAL	RS6751B <sup>222</sup>	—	—
2004-99	4WD F-250 Superduty (¾ Ton) w/Rancho System	2½-4"	FRONT DUAL	RS6742	—	RS5264 <sup>Q4</sup>
<b>FORD — Pickup (1 Ton) 4 W.D. (F Series)</b>						
2007-05	4WD F-350 Superduty (1 Ton) w/Rancho RS6511 or RS6514 System Only	4"	FRONT DUAL	RS6751B <sup>222</sup>	—	—
2007-05	4WD F-350 Superduty (1 Ton) w/Rancho RS6510 or RS6515 System Only	2½"	FRONT DUAL	RS6751B <sup>222</sup>	—	—
2004-99	4WD F-350 Superduty (1 Ton) w/Rancho System	2½-4"	FRONT DUAL	RS6742	—	RS5264 <sup>Q4</sup>

Q2 Qty. Req. 2

Q4 Qty. Req. 4

Rancho Part Numbers ending with the letter "B" Designate Black Finish.

FOOTNOTES MUST BE READ! THEY CONTAIN IMPORTANT INFORMATION AND RECOMMENDATIONS PERTAINING TO CERTAIN APPLICATIONS.

# Multiple Shocks

YEAR	MODEL	RAISED HEIGHT	DESCRIPTION	BRACKET	OEM POSITION SHOCK	ADD-ON POSITION SHOCK
<b>GMC</b>						
<b>GMC — Jimmy 4 W.D. Full Size (K &amp; V Models)</b>						
1991-69	4WD Jimmy Full Size	2½-4"	FRONT DUAL	RS6703	RS5001 <sup>Q2</sup>	RS5001 <sup>Q2</sup>
1991-69	4WD Jimmy Full Size	0-2"	FRONT DUAL	RS6703	RS5151 <sup>Q2</sup>	RS5151 <sup>Q2</sup>
<b>GMC — Pickup (½ Ton) 4 W.D. (Sierra, K &amp; V Models)</b>						
2008-07	4WD Sierra (½ Ton) w/RS6563B or RS6583B	4"	FRONT TRIPLE	RS6749B <sup>203</sup>	RS5786•	RS5298 <sup>203,Q4</sup>
2007-99	4WD Sierra 1500 (½ Ton) Pickup (Classic) w/Rancho RS6545 System	4"	FRONT TRIPLE	RS6740 <sup>203</sup> RS6740B <sup>203</sup>	RS5268 <sup>Q2</sup>	RS5298 <sup>203,Q4</sup>
1993-88	4WD K-1500 (½ Ton) w/Rancho RS6443 System	4"	FRONT DUAL	RS6714 <sup>17,43,107</sup>	RS5001 <sup>Q2</sup>	RS5008 <sup>59,Q2</sup>
1987	4WD V-1500 (½ Ton)	2½-4"	FRONT DUAL	RS6703	—	—
1987	4WD V-1500 (½ Ton)	0-2"	FRONT DUAL	RS6703	—	—
1986-69	4WD K-1500 (½ Ton)	2½-4"	FRONT DUAL	RS6703	RS5001 <sup>Q2</sup>	RS5001 <sup>Q2</sup>
1986-69	4WD K-1500 (½ Ton)	0-2"	FRONT DUAL	RS6703	RS5151 <sup>Q2</sup>	RS5151 <sup>Q2</sup>
<b>GMC — Pickup (½ Ton) 2 W.D. (Sierra, C &amp; R Models)</b>						
2008-07	2WD Sierra (½ Ton) w/RS6563B	4"	FRONT TRIPLE	RS6749B <sup>203</sup>	RS5786• <sup>Q2</sup>	RS5298 <sup>203,Q4</sup>
<b>GMC — Pickup (¾ Ton) 4 W.D. (Sierra, K &amp; V Models)</b>						
2006-01	4WD Sierra 2500HD (¾ Ton) (9200 GVW) Pickup w/Rancho RS6548 System	4"	FRONT TRIPLE	RS6741 <sup>203</sup> RS6741B <sup>203</sup>	RS5289 <sup>Q2</sup>	RS5298 <sup>203,Q4</sup>
1998-88	4WD K-2500 (¾ Ton) w/Rancho RS6543 System	4"	FRONT TRIPLE	RS6743	RS5244 <sup>Q2</sup>	RS5006 <sup>Q4</sup>
1987	4WD V-2500 (¾ Ton)	2½-4"	FRONT DUAL	RS6703	RS5001 <sup>Q2</sup>	RS5001 <sup>Q2</sup>
1987	4WD V-2500 (¾ Ton)	2½-4"	REAR DUAL	RS6711	RS5010 <sup>59,Q2</sup>	RS5010 <sup>59,Q2</sup>
1987	4WD V-2500 (¾ Ton)	0-2"	FRONT DUAL	RS6703	RS5151 <sup>Q2</sup>	RS5151 <sup>Q2</sup>
1987	4WD V-2500 (¾ Ton)	0-2"	REAR DUAL	RS6711	RS5008 <sup>59,Q2</sup>	RS5008 <sup>59,Q2</sup>
1986-82	4WD K-2500 (¾ Ton)	2½-4"	REAR DUAL	RS6711	RS5010 <sup>59,Q2</sup>	RS5010 <sup>59,Q2</sup>
1986-82	4WD K-2500 (¾ Ton)	0-2"	REAR DUAL	RS6711	RS5008 <sup>59,Q2</sup>	RS5008 <sup>59,Q2</sup>
1986-69	4WD K-2500 (¾ Ton)	2½-4"	FRONT DUAL	RS6703	RS5001 <sup>Q2</sup>	RS5001 <sup>Q2</sup>
1986-69	4WD K-2500 (¾ Ton)	0-2"	FRONT DUAL	RS6703	RS5151 <sup>Q2</sup>	RS5151 <sup>Q2</sup>
1981-73	4WD K-2500 (¾ Ton)	2½-4"	REAR DUAL	RS6706	RS5010 <sup>59,Q2</sup>	RS5010 <sup>Q2</sup>
1981-73	4WD K-2500 (¾ Ton)	0-2"	REAR DUAL	RS6706	RS5008 <sup>Q2</sup>	RS5008 <sup>59,Q2</sup>
<b>GMC — Pickup (¾ Ton) 2 W.D. (Sierra, C &amp; R Models)</b>						
2006-01	2WD Sierra 2500HD (¾ Ton) (9200 GVW) Pickup w/Rancho RS6548 System	4"	FRONT TRIPLE	RS6741 <sup>203</sup> RS6741B <sup>203</sup>	RS5289	RS5298 <sup>203,Q4</sup>
<b>GMC — Suburban 4 W.D.</b>						
2008-07	4WD Suburban (½ Ton) w/ Rancho RS6562B or RS6582B System	4"	FRONT TRIPLE	RS6749B <sup>203</sup>	RS5786•	RS5298 <sup>203,Q4</sup>
1999-92	4WD Suburban w/Rancho RS6568 System	4"	FRONT TRIPLE	RS6743	RS5244 <sup>Q2</sup>	RS5006 <sup>Q4</sup>
1991-69	4WD Suburban	2½-4"	FRONT DUAL	RS6703	RS5001 <sup>Q2</sup>	RS5001 <sup>Q2</sup>
1991-69	4WD Suburban	0-2"	FRONT DUAL	RS6703	RS5151 <sup>Q2</sup>	RS5151 <sup>Q2</sup>
<b>GMC — Suburban 2 W.D.</b>						
2008-07	2WD Suburban (½ Ton) w/ Rancho RS6562B or RS6582B System	4"	FRONT TRIPLE	RS6749B <sup>203</sup>	RS5786•	RS5298 <sup>203,Q4</sup>
<b>GMC — Yukon XL (½ Ton) 4 W.D.</b>						
2008-07	4WD Yukon XL 1500 (½ Ton) w/Rancho RS6562B or RS6582B System	4"	FRONT TRIPLE	RS6749B <sup>203</sup>	RS5786•	RS5298 <sup>203,Q4</sup>
2006-00	4WD Yukon XL 1500 (½ Ton) w/Rancho RS6547 System	4"	FRONT TRIPLE	RS6740 <sup>203</sup> RS6740B <sup>203</sup>	RS5268 <sup>Q2</sup>	RS5298 <sup>203,Q4</sup>

Q2 Qty. Req. 2

Q4 Qty. Req. 4

Rancho does not recommend or endorse the use of its products in conjunction with those of other aftermarket suspension or lift kit manufacturers.

# Multiple Shocks

YEAR	MODEL	RAISED HEIGHT	DESCRIPTION	BRACKET	OEM POSITION SHOCK	ADD-ON POSITION SHOCK
<b>GMC</b>						
<b>GMC — Yukon XL (½ Ton) 2 W.D.</b>						
2008-07	2WD Yukon XL 1500 (½ Ton) w/Rancho RS6562B or RS6582B System	4"	FRONT TRIPLE	RS6749B <sup>203</sup>	RS5786•	RS5298 <sup>203,04</sup>
<b>GMC — Yukon 4 W.D.</b>						
2008-07	4WD Yukon (½ Ton) w/Rancho RS6562B or RS6582B System	4"	FRONT TRIPLE	RS6749B <sup>203</sup>	RS5786•	RS5298 <sup>203,02,04</sup>
2006-00	4WD Yukon 4 Door w/Rancho RS6547 System	4"	FRONT TRIPLE	RS6740 <sup>203</sup> RS6740B <sup>203</sup>	RS5268 <sup>02</sup>	RS5298 <sup>203,04</sup>
1999-95	4WD Yukon 4 Door w/Rancho RS6555 System	4"	FRONT TRIPLE	RS6743	RS5244 <sup>02</sup>	RS5006 <sup>04</sup>
1999-92	4WD Yukon 2 Door w/Rancho RS6568 System	4"	FRONT TRIPLE	RS6743	RS5244 <sup>02</sup>	RS5006 <sup>04</sup>
<b>GMC — Yukon 2 W.D.</b>						
2008-07	2WD Yukon (½ Ton) w/Rancho RS6562B System	4"	FRONT TRIPLE	RS6749B <sup>203</sup>	RS5786•	RS5298 <sup>203,04</sup>
<b>HUMMER</b>						
<b>HUMMER — H2</b>						
2008-03	4WD H2 w/Rancho RS6556 or RS6557 Systems	4"	FRONT TRIPLE	RS6744 <sup>203</sup> RS6744B <sup>203</sup>	RS5289	RS5298 <sup>203,04</sup>
<b>JEEP</b>						
<b>JEEP — CJ Series 4 W.D.</b>						
1981-76	4WD CJ5, CJ7	2-3"	FRONT DUAL	RS6750 <sup>43</sup>	RS5113 <sup>02</sup>	RS5119 <sup>02</sup>
1981-76	4WD CJ5, CJ7	0-1½"	FRONT DUAL	RS6750 <sup>43</sup>	RS5006 <sup>02</sup>	—
<b>JEEP — Scrambler 4 W.D.</b>						
1981-76	4WD Scrambler	2-3"	FRONT DUAL	RS6750 <sup>43</sup>	RS5113 <sup>02</sup>	RS5119 <sup>02</sup>
1981-76	4WD Scrambler	0-1½"	FRONT DUAL	RS6750 <sup>43</sup>	RS5006 <sup>02</sup>	—
<b>TOYOTA</b>						
<b>TOYOTA — Pickup (Compact) Series 4 W.D.</b>						
1985-84	4WD Mini Pickup	0-2"	REAR DUAL	RS6806	RS5144 <sup>02</sup>	RS5144 <sup>02</sup>

Q2 Qty. Req. 2  
Q4 Qty. Req. 4

Rancho Part Numbers ending with the letter "B" Designate Black Finish.

# Suspension

YEAR	MODEL	RAISED HEIGHT		FRONT SPRINGS	FRONT KIT(S)	REAR SPRINGS	REAR KIT(S)	PRIMARY SUSPENSION SYSTEM	SHOCK ABSORBERS	
		FRONT	REAR						FRONT	REAR
<b>CHEVROLET</b>										
<b>CHEVROLET — Avalanche 4 W.D.</b>										
2008-07	4WD Avalanche (½ Ton) w/ Autoride (Elec) & Air Leveling Suspensions w/ Automatic Transmission & Auto Track — Exc. All Wheel Drive	4"	4"	—	RS6201 <sup>221</sup> RS8716B RS8716	—	RS6202 <sup>254</sup>	RS6582• RS6582B	RS999799 <sup>XL</sup>	—
2008-07	4WD Avalanche 1500 Sport Utility Pickup — Exc. All Wheel Drive, Autoride (Elec) & Air Leveling Suspensions	4"	4"	—	RS6201 <sup>221</sup> RS8716B RS8716	—	—	RS6582• RS6582B	RS999786 <sup>XL</sup>	RS999274 <sup>XL</sup> RS5274
2008-07	4WD Avalanche (½ Ton) w/ Autoride (Elec) & Air Leveling Suspensions w/ Automatic Transmission & Auto Track — Exc. All Wheel Drive	2"	0"	—	—	—	—	—	RS999800•	—
2008-07	4WD Avalanche 1500 — Exc. Electronic Suspension, All Wheel Drive, Auto Ride & Z71 Suspension	2"	¾"	—	—	—	RS70075 <sup>●,254</sup>	—	RS999785 <sup>OL</sup>	RS999262 <sup>XL</sup> RS5262
2006-02	4WD Avalanche 1500 Sport Utility Pickup — Exc. Manual Transmission or All Wheel Drive <sup>a</sup>	4"	4"	—	RS8707B <sup>202</sup>	—	—	RS6547 <sup>18,199</sup> RS6547B <sup>18,199</sup>	RS999268 <sup>XL</sup> RS19268 <sup>PS</sup> RS5268 RSX17337	RS999274 <sup>XL</sup> RS5274 RSX17346
2006-02	4WD Avalanche 2500 Sport Utility Pickup — Exc. Manual Transmission or All Wheel Drive	4"	2½"	—	RS8708B <sup>202</sup> RS8708 <sup>202</sup>	—	—	RS6551 <sup>18,199</sup> RS6551B <sup>18,199</sup>	RS999296 <sup>XL</sup> RS19289 <sup>PS</sup> RS5296	RS999297 <sup>XL</sup> RS19297 <sup>PS</sup> RS5297
<b>CHEVROLET — Avalanche 2 W.D.</b>										
2008-07	2WD Avalanche (½ Ton) w/ Autoride (Elec) & Air Leveling Suspensions w/Automatic Transmission	4"	4"	—	RS6201 <sup>221</sup> RS8716B RS8716	—	—	RS6582• RS6582B	RS999799 <sup>XL</sup>	—
2008-07	2WD Avalanche 1500 w/ Automatic Transmission — Exc. Autoride (Elec) & Air Leveling Suspension	4"	4"	—	RS6201 <sup>221</sup> RS8716B RS8716	—	—	RS6582• RS6582B	RS999786 <sup>XL</sup>	RS999274 <sup>XL</sup> RS5274
2008-07	2WD Avalanche (½ Ton) w/ Autoride (Elec) & Air Leveling Suspensions w/Automatic Transmission	2"	0"	—	—	—	—	—	RS999800•	—
2008-07	2WD Avalanche 1500 — Exc. Electronic Suspension	2"	¾"	—	—	—	RS70075 <sup>●,254</sup>	—	RS999785 <sup>OL</sup>	RS999262 <sup>XL</sup> RS5262
2005-02	2WD Avalanche 2500 Sport Utility Pickup — Exc. Manual Transmission	4"	2½"	—	RS8708B <sup>202</sup> RS8708 <sup>202</sup>	—	—	RS6551 <sup>18,199</sup> RS6551B <sup>18,199</sup>	RS999296 <sup>XL</sup> RS19289 <sup>PS</sup> RS5296	RS999274 <sup>XL</sup> RS5274
<b>CHEVROLET — Blazer 4 W.D. Full Size (K &amp; V Models)</b>										
1994-92	4WD Blazer Full Size	4"	4"	RS640 <sup>150</sup>	RS8705B <sup>202</sup>	—	—	RS6568 <sup>18,109,148,154</sup> RS6568B <sup>18,109,148,154</sup>	RS999244 <sup>XL</sup> RS5244 RSX17316	RS999227 <sup>XL</sup> RS5227 RSX17315

a Installation of this system does not allow the re-use of OE (factory) wheels.

**WARNING:** Installation of a Rancho Suspension System can increase the risk of vehicle rollover in abrupt maneuvers.

Many states have laws governing modification of original equipment suspension systems. Such laws may prohibit any modification which adversely affects safety or any modification altering the suspension more than a specific number of inches. Rancho Suspension recommends that you contact local law enforcement authorities in your area before modifying your suspension.



# Suspension

YEAR	MODEL	RAISED HEIGHT		FRONT SPRINGS	FRONT KIT(S)	REAR SPRINGS	REAR KIT(S)	PRIMARY SUSPENSION SYSTEM	SHOCK ABSORBERS	
		FRONT	REAR						FRONT	REAR
<b>CHEVROLET</b>										
<b>CHEVROLET — Blazer 4 W.D. Full Size (K &amp; V Models) — Continued</b>										
1991-87	4WD Blazer Full Size Rear Suspension Lifted by Block	4"	4"	RS86206 <sup>10</sup> , 11,02	RS707	—	RS80054	—	RS999001 <sup>4</sup> , Q2,XL	RS99912XL RS5112
1991-87	4WD Blazer Full Size Rear Suspension Lifted by Spring & Block	4"	4"	RS86206 <sup>10</sup> , 11,211,02	RS707	RS86209 35,92,02	RS70054 13	—	RS999001 <sup>4</sup> , Q2,XL	RS99912XL RS5112
1991-87	4WD Blazer Full Size Rear Suspension Lifted by Block	2½"	2½"	RS86202 <sup>10</sup> , 02	RS707	—	RS70054 32	—	RS999001 <sup>4</sup> , Q2,XL	RS99912XL RS5112
1991-87	4WD Blazer Full Size Rear Suspension Lifted by Spring	2½"	2½"	RS86202 <sup>10</sup> , 02	RS707	RS86209 35,92,02	—	—	RS999001 <sup>4</sup> , Q2,XL	RS99912XL RS5112
1991-87	4WD Blazer Full Size Pre-Runner Style Springs	2½"	2½"	RS86210 <sup>10</sup> , 02	RS707	RS86211 35,92,02	—	—	RS999001 <sup>4</sup> , Q2,XL	RS99912XL RS5112
1987-73	4WD Blazer Full Size	1-1½"	—	RS86201 <sup>02</sup>	—	—	—	—	RS999151 <sup>4</sup> , XL	RS99918XL RS5118
1986- July 76	4WD Blazer Full Size Rear Suspension Lifted by Block	4"	4"	RS86206 <sup>2</sup> , 11,02	RS705	—	RS80054	—	RS999001 <sup>4</sup> , Q2,XL	RS99912XL RS5112
1986- July 76	4WD Blazer Full Size Rear Suspension Lifted by Spring & Block	4"	4"	RS86206 <sup>2</sup> , 11,211,02	RS705	RS86209 35,92,02	RS70054 13	—	RS999001 <sup>4</sup> , Q2,XL	RS99912XL RS5112
1986- July 76	4WD Blazer Full Size Rear Suspension Lifted by Block	2½"	2½"	RS86202 <sup>2</sup> , 02	RS705	—	RS70054 32	—	RS999001 <sup>4</sup> , Q2,XL	RS99912XL RS5112
1986- July 76	4WD Blazer Full Size Rear Suspension Lifted by Spring	2½"	2½"	RS86202 <sup>2</sup> , 02	RS705	RS86209 35,92,02	—	—	RS999001 <sup>4</sup> , Q2,XL	RS99912XL RS5112
1986- July 76	4WD Blazer Full Size Pre-Runner Style Springs	2½"	2½"	RS86210 <sup>2</sup> , 02	RS705	RS86211 35,92,02	—	—	RS999001 <sup>4</sup> , Q2,XL	RS99912XL RS5112
1976-73	4WD Blazer Full Size Rear Suspension Lifted by Block	4"	4"	RS86206 <sup>11</sup> , 02	RS703	—	RS80054 32	—	RS999001 Q2,XL	RS99912XL RS5112
1976-73	4WD Blazer Full Size Rear Suspension Lifted by Spring & Block	4"	4"	RS86206 <sup>11</sup> , 211,02	RS703	RS86209 35,92,02	RS70054 13	—	RS999001 Q2,XL	RS99912XL RS5112
1976-73	4WD Blazer Full Size Rear Suspension Lifted by Block	—	2½"	RS86202 <sup>02</sup>	RS703	—	RS70054 32	—	RS999001 Q2,XL	RS99912XL RS5112
1976-73	4WD Blazer Full Size Rear Suspension Lifted by Spring	2½"	2½"	RS86202 <sup>02</sup>	RS703	RS86209 35,92,02	—	—	RS999001 Q2,XL	RS99912XL RS5112
1976-73	4WD Blazer Full Size Pre-Runner Style Springs	2½"	2½"	RS86210 <sup>02</sup>	RS703	RS86211 35,92,02	—	—	RS999001 Q2,XL	RS99912XL RS5112

Q2 Qty. Req. 2

Rancho Part Numbers ending with the letter "B" Designate Black Finish.

Rancho does not recommend or endorse the use of its products in conjunction with those of other aftermarket suspension or lift kit manufacturers.

FOOTNOTES MUST BE READ! THEY CONTAIN IMPORTANT INFORMATION AND RECOMMENDATIONS PERTAINING TO CERTAIN APPLICATIONS. 95

# Suspension

YEAR	MODEL	RAISED HEIGHT		FRONT SPRINGS	FRONT KIT(S)	REAR SPRINGS	REAR KIT(S)	PRIMARY SUSPENSION SYSTEM	SHOCK ABSORBERS	
		FRONT	REAR						FRONT	REAR
<b>CHEVROLET</b>										
<b>CHEVROLET — Blazer 4 W.D. Full Size (K &amp; V Models) — Continued</b>										
1972-69	4WD Blazer Full Size Rear Suspension Lifted by Block	4"	4"	RS41054S <sup>31, Q2</sup>	RS703	—	RS81054 <sup>32</sup>	—	RS999001 <sup>Q2, XL</sup> RS5001	RS999112 <sup>XL</sup> RS5112
<b>CHEVROLET — Blazer 2 W.D. Full Size (C Models)</b>										
1983-69	2WD Blazer Full Size	1½"	1½"	—	—	—	RS60012	—	RS999120 <sup>XL</sup> RS5120	RS999112 <sup>XL</sup> RS5112
<b>CHEVROLET — Pickup (½ Ton) 4 W.D. (Silverado, K &amp; V Models)</b>										
2008-07	4WD Silverado 1500 (½ Ton) w/ Automatic Transmission — Exc. All Wheel Drive	4"	4"	—	RS6201 <sup>221</sup> RS8716B RS8716	—	—	RS6583• RS6583B	RS999786 <sup>XL</sup>	RS999297 <sup>XL</sup> RS5297
2008-07	4WD Silverado 1500 (½ Ton) — Exc. ZX3 Electronic Ride Control Suspension, and All Wheel Drive	2"	0"	—	—	—	—	—	RS999785 <sup>QL</sup>	RS999198 <sup>XL</sup> RS5198
2007-05	4WD Silverado 1500HD (½ Ton) Crew Cab — Exc. Manual Transmission & w/ ZX3 Electronic Ride Control Suspension or Quadrateer Package or All Wheel Drive	4"	2½"	—	RS8708B <sup>202</sup> RS8708 <sup>202</sup>	—	—	RS6550 <sup>18</sup> RS6550B <sup>18</sup>	RS999296 <sup>XL</sup> RS19289 <sup>PS</sup> RS5296	RS999297 <sup>XL</sup> RS19297 <sup>PS</sup> RS5297
2007-99	4WD Silverado 1500 (½ Ton) Pickup (Classic) — Exc. Manual Transmission & w/ ZX3 Electronic Ride Control Suspension or Quadrateer Package or All Wheel Drive <sup>a</sup>	4"	4"	—	RS8707B <sup>202</sup>	—	—	RS6545 <sup>18, 199</sup> RS6545B <sup>18, 199</sup>	RS999268 <sup>XL</sup> RS19268 <sup>PS</sup> RS5268 RSX17337	RS999269 <sup>XL</sup> RS19269 <sup>PS</sup> RS5269 RSX17338
2003-01	4WD Silverado 1500HD (½ Ton) Crew Cab — Exc. Manual Transmission & w/ ZX3 Electronic Ride Control Suspension or Quadrateer Package or All Wheel Drive	4"	2½"	—	RS8708B <sup>202</sup> RS8708 <sup>202</sup>	—	—	RS6550 <sup>18</sup> RS6550B <sup>18</sup>	RS999296 <sup>XL</sup> RS19289 <sup>PS</sup> RS5296	RS999297 <sup>XL</sup> RS19297 <sup>PS</sup> RS5297
1998-88	4WD K-1500 (½ Ton)	4"	4"	RS640 <sup>150</sup>	RS8705B <sup>202</sup>	—	—	RS6543 <sup>18, 39, 109, 148, 154</sup> RS6543B <sup>18, 39, 109, 148, 154</sup>	RS999244 <sup>XL</sup> RS5244 RSX17316	RS999227 <sup>XL</sup> RS5227 RSX17315
1998-88	4WD K-1500 (½ Ton)	2-3"	1½"	RS640 <sup>150</sup>	—	—	—	RS6427 <sup>18, 109, 148</sup>	RS999152 <sup>XL</sup> RS5152	RS999190 <sup>XL</sup> RS5190
1987	4WD V-10 (½ Ton) Rear Suspension Lifted by Block	4"	4"	RS86206 <sup>10, 11, Q2</sup>	RS705	—	RS80054	—	RS999001 <sup>4, Q2, XL</sup> RS5001 <sup>4</sup>	RS999112 <sup>XL</sup> RS5112
1987	4WD V-10 (½ Ton) Rear Suspension Lifted by Spring & Block	4"	4"	RS86206 <sup>10, 11, 211, Q2</sup>	RS705	RS86209 <sup>35, 92, Q2</sup>	RS70054 <sup>13</sup>	—	RS999001 <sup>4, Q2, XL</sup> RS5001 <sup>4</sup>	RS999112 <sup>XL</sup> RS5112

<sup>a</sup> Installation of this system does not allow the re-use of OE (factory) wheels.  
<sup>Q2</sup> Qty. Req. 2

**WARNING:** Installation of a Rancho Suspension System can increase the risk of vehicle rollover in abrupt maneuvers.

Many states have laws governing modification of original equipment suspension systems. Such laws may prohibit any modification which adversely affects safety or any modification altering the suspension more than a specific number of inches. Rancho Suspension recommends that you contact local law enforcement authorities in your area before modifying your suspension.

# Suspension

YEAR	MODEL	RAISED HEIGHT		FRONT SPRINGS	FRONT KIT(S)	REAR SPRINGS	REAR KIT(S)	PRIMARY SUSPENSION SYSTEM	SHOCK ABSORBERS	
		FRONT	REAR						FRONT	REAR
<b>CHEVROLET</b>										
<b>CHEVROLET — Pickup (½ Ton) 4 W.D. (Silverado, K &amp; V Models) — Continued</b>										
1987	4WD V-10 (½ Ton) Rear Suspension Lifted by Block	2½"	2½"	RS86202 <sup>10, Q2</sup>	RS705	—	RS70054	—	RS999001 <sup>4, Q2, XL</sup>	RS999112 <sup>XL</sup> RS5112
1987	4WD V-10 (½ Ton) Rear Suspension Lifted by Spring	2½"	2½"	RS86202 <sup>10, Q2</sup>	RS705	RS86209 <sup>35, 92, Q2</sup>	—	—	RS999001 <sup>4, Q2, XL</sup>	RS999112 <sup>XL</sup> RS5112
1987	4WD V-10 (½ Ton) Pre-Runner Style Springs	2½"	2½"	RS86210 <sup>10, Q2</sup>	RS705	RS86211 <sup>35, 92, Q2</sup>	—	—	RS999001 <sup>4, Q2, XL</sup>	RS999112 <sup>XL</sup> RS5112
1987	4WD V-10 (½ Ton)	1-1½"	—	RS86201 <sup>Q2</sup>	—	—	—	—	RS999151 <sup>4, XL</sup>	RS999118 <sup>XL</sup> RS5118
1986- July 76	4WD K-10 (½ Ton) Rear Suspension Lifted by Block	4"	4"	RS86206 <sup>2, 11, Q2</sup>	RS705	—	RS80054	—	RS999001 <sup>4, Q2, XL</sup>	RS999112 <sup>XL</sup> RS5112
1986- July 76	4WD K-10 (½ Ton) Rear Suspension Lifted by Spring & Block	4"	4"	RS86206 <sup>2, 11, 211, Q2</sup>	RS705	RS86209 <sup>35, 92, Q2</sup>	RS70054 <sup>13</sup>	—	RS999001 <sup>4, Q2, XL</sup>	RS999112 <sup>XL</sup> RS5112
1986- July 76	4WD K-10 (½ Ton)	2½"	2½"	RS86202 <sup>2, Q2</sup>	RS705	—	RS70054	—	RS999001 <sup>4, Q2, XL</sup>	RS999112 <sup>XL</sup> RS5112
1986- July 76	4WD K-10 (½ Ton) Rear Suspension Lifted by Spring	2½"	2½"	RS86202 <sup>2, Q2</sup>	RS705	RS86209 <sup>35, 92, Q2</sup>	—	—	RS999001 <sup>4, Q2, XL</sup>	RS999112 <sup>XL</sup> RS5112
1986- July 76	4WD K-10 (½ Ton) Pre-Runner Style Springs	2½"	2½"	RS86210 <sup>2, Q2</sup>	RS705	RS86211 <sup>35, 92, Q2</sup>	—	—	RS999001 <sup>4, Q2, XL</sup>	RS999112 <sup>XL</sup> RS5112
1986-73	4WD K-10 (½ Ton)	1-1½"	—	RS86201 <sup>Q2</sup>	—	—	—	—	RS999151 <sup>4, XL</sup>	RS999118 <sup>XL</sup> RS5118
1976-73	4WD K-10 (½ Ton) Rear Suspension Lifted by Block	4"	4"	RS86206 <sup>11, Q2</sup>	RS703	—	RS80054	—	RS999001 <sup>4, Q2, XL</sup>	RS999112 <sup>XL</sup> RS5112
1976-73	4WD K-10 (½ Ton) Rear Suspension Lifted by Spring & Block	4"	4"	RS86206 <sup>11, 211, Q2</sup>	RS703	RS86209 <sup>35, 92, Q2</sup>	RS70054 <sup>13</sup>	—	RS999001 <sup>4, Q2, XL</sup>	RS999112 <sup>XL</sup> RS5112
1976-73	4WD K-10 (½ Ton) Rear Suspension Lifted by Block	2½"	2½"	RS86202 <sup>Q2</sup>	RS703	—	RS70054	—	RS999001 <sup>4, Q2, XL</sup>	RS999112 <sup>XL</sup> RS5112
1976-73	4WD K-10 (½ Ton) Rear Suspension Lifted by Spring	2½"	2½"	RS86202 <sup>Q2</sup>	RS703	RS86209 <sup>35, 92, Q2</sup>	—	—	RS999001 <sup>4, Q2, XL</sup>	RS999112 <sup>XL</sup> RS5112
1976-73	4WD K-10 (½ Ton) Pre-Runner Style Springs	2½"	2½"	RS86210 <sup>Q2</sup>	RS703	RS86211 <sup>35, 92, Q2</sup>	—	—	RS999001 <sup>4, Q2, XL</sup>	RS999112 <sup>XL</sup> RS5112
1972-69	4WD K-10 (½ Ton) Rear Suspension Lifted by Block	4"	4"	RS41054S <sup>31, Q2</sup>	RS703	—	RS81054	—	RS999001 <sup>4, Q2, XL</sup>	RS999112 <sup>XL</sup> RS5112

Q2 Qty. Req. 2

Rancho Part Numbers ending with the letter "B" Designate Black Finish.

Rancho does not recommend or endorse the use of its products in conjunction with those of other aftermarket suspension or lift kit manufacturers.

FOOTNOTES MUST BE READ! THEY CONTAIN IMPORTANT INFORMATION AND RECOMMENDATIONS PERTAINING TO CERTAIN APPLICATIONS. 97

# Suspension

YEAR	MODEL	RAISED HEIGHT		FRONT SPRINGS	FRONT KIT(S)	REAR SPRINGS	REAR KIT(S)	PRIMARY SUSPENSION SYSTEM	SHOCK ABSORBERS	
		FRONT	REAR						FRONT	REAR
<b>CHEVROLET</b>										
<b>CHEVROLET — Pickup (½ Ton) 4 W.D. (Silverado, K &amp; V Models) — Continued</b>										
1968-67	4WD K-10 (½ Ton) Rear Suspension Lifted by Block	4"	4"	RS41054S 31,02	RS703	—	RS81054	—	—	RS999112 <sup>XL</sup> RS5112
<b>CHEVROLET — Pickup (½ Ton) 2 W.D. (Silverado, C &amp; R Models)</b>										
2008-07	2WD Silverado 1500 (½ Ton) w/ Automatic Transmission	4"	—	—	RS8716B RS8716	—	—	RS6583• RS6583B	RS999786 <sup>XL</sup>	RS999269 <sup>XL</sup> RS5269
2008-07	2WD Silverado 1500 (½ Ton) — Exc. ZX3 Electronic Ride Control	2"	0"	—	—	—	—	—	RS999785 <sup>XL</sup>	RS999198 <sup>XL</sup> RS5198
2006-05	2WD Silverado 1500HD (½ Ton) Crew Cab Torsion Bar Front Suspension — Exc. ZX3 Electronic Ride Control or QuadraSteer Package	4"	2½"	—	RS8708B 202 RS8708 <sup>202</sup>	—	—	RS6550 <sup>18</sup> RS6550B <sup>18</sup>	RS999296 <sup>XL</sup> RS19289 <sup>PS</sup> RS5296	RS999297 <sup>XL</sup> RS19297 <sup>PS</sup> RS5297
2003-01	2WD Silverado 1500HD (½ Ton) Crew Cab Torsion Bar Front Suspension — Exc. ZX3 Electronic Ride Control or QuadraSteer Package	4"	2½"	—	RS8708B 202 RS8708 <sup>202</sup>	—	—	RS6550 <sup>18</sup> RS6550B <sup>18</sup>	RS999296 <sup>XL</sup> RS19289 <sup>PS</sup> RS5296	RS999297 <sup>XL</sup> RS19297 <sup>PS</sup> RS5297
1987	2WD R-10 (½ Ton)	1½"	1½"	—	—	—	—	—	RS999120 <sup>XL</sup> RS5120	RS999118 <sup>XL</sup> RS5118
1986-69	2WD C-10 (½ Ton) w/ Rear Leaf Spring	1½"	1½"	—	—	—	—	—	RS999120 <sup>XL</sup> RS5120	RS999118 <sup>XL</sup> RS5118
1968-63	2WD C-10 (½ Ton) w/ Rear Leaf Spring	1½"	1½"	—	—	—	—	—	RS999120 <sup>XL</sup> RS5120	RS999113 <sup>XL</sup> RS5113
<b>CHEVROLET — Pickup (¾ Ton) 4 W.D. (Silverado, K &amp; V Models)</b>										
2008-01	4WD Silverado 2500HD (¾ Ton) (9200 GVW) Pickup — Exc. All Wheel Drive, Autoride (Elec) & Air Leveling Suspensions	4"	2½"	—	RS8708B 202 RS8708 <sup>202</sup>	—	—	RS6548 <sup>18</sup> RS6548B <sup>18</sup>	RS999289 <sup>XL</sup> RS19289 <sup>PS</sup> RS5289	RS999297 <sup>XL</sup> RS19297 <sup>PS</sup> RS5297
2004-01	4WD Silverado 2500 (¾ Ton) (up to 8600 GVW) Pickup - 8 Lug — Exc. Manual Transmission or All Wheel Drive	4"	2½"	—	RS8708B 202 RS8708 <sup>202</sup>	—	—	RS6550 <sup>18</sup> RS6550B <sup>18</sup>	RS999296 <sup>XL</sup> RS19289 <sup>PS</sup> RS5296	RS999297 <sup>XL</sup> RS19297 <sup>PS</sup> RS5297
2000-99	4WD Silverado 2500 (¾ Ton) (up to 8600 GVW) Pickup - 8 Lug — Exc. Manual Transmission or All Wheel Drive	4"	2½"	—	RS8708B 202 RS8708 <sup>202</sup>	—	—	RS6549 <sup>18</sup> RS6549B <sup>18</sup>	RS999296 <sup>XL</sup> RS19289 <sup>PS</sup> RS5296	RS999297 <sup>XL</sup> RS19297 <sup>PS</sup> RS5297
1998-88	4WD K-2500 (¾ Ton) - 6 Lug	4"	4"	RS640 <sup>150</sup>	RS8705B 202	—	—	RS6543 <sup>18,39,109,148,154</sup> RS6543B <sup>18,39,109,148,154</sup>	RS999244 <sup>XL</sup> RS5244 RSX17316	RS999227 <sup>XL</sup> RS5227 RSX17315
1998-88	4WD K-2500 (¾ Ton) - 6 Lug	2-3"	1½"	RS640 <sup>150</sup>	—	—	—	RS6427 <sup>18,109,148</sup>	RS999152 <sup>XL</sup> RS5152	RS999190 <sup>XL</sup> RS5190

Q2 Qty. Req. 2

**WARNING:** Installation of a Rancho Suspension System can increase the risk of vehicle rollover in abrupt maneuvers.

Many states have laws governing modification of original equipment suspension systems. Such laws may prohibit any modification which adversely affects safety or any modification altering the suspension more than a specific number of inches. Rancho Suspension recommends that you contact local law enforcement authorities in your area before modifying your suspension.

# Suspension

YEAR	MODEL	RAISED HEIGHT		FRONT SPRINGS	FRONT KIT(S)	REAR SPRINGS	REAR KIT(S)	PRIMARY SUSPENSION SYSTEM	SHOCK ABSORBERS	
		FRONT	REAR						FRONT	REAR

## CHEVROLET

### CHEVROLET — Pickup (¾ Ton) 4 W.D. (Silverado, K & V Models) — Continued

1987-84	4WD K-20, V-20 (¾ Ton) — Exc. Models with lever-activated rear brake proportioning valve	4"	—	RS86206 <sup>211,02</sup>	RS705	—	—	—	RS999001 <sup>4,02,XL</sup> RS5001 <sup>4</sup>	RS999112 <sup>XL</sup> RS5112
1987-84	4WD K-20, V-20 (¾ Ton) — Exc. Models with lever-activated rear brake proportioning valve	2½"	—	RS86202 <sup>02</sup>	RS705	—	—	—	RS999001 <sup>4,02,XL</sup> RS5001 <sup>4</sup>	RS999112 <sup>XL</sup> RS5112
1987-73	4WD K-20, V-20 (¾ Ton)	1-1½"	—	RS86201 <sup>02</sup>	—	—	—	—	RS999151 <sup>4,XL</sup> RS5151 <sup>4</sup>	RS999118 <sup>XL</sup> RS5118
1983- July 76	4WD K-20 (¾ Ton) w/o 1 ton rear axle — Exc. Models with lever-activated rear brake proportioning valve	4"	4"	RS86206 <sup>11,211,02</sup>	RS705	—	RS80254	—	RS999001 <sup>02,XL</sup> RS5001	RS999112 <sup>XL</sup> RS5112
1983- July 76	4WD K-20 (¾ Ton) w/o 1 ton rear axle — Exc. Models with lever-activated rear brake proportioning valve	2½"	2½"	RS86202 <sup>02</sup>	RS705	—	—	—	RS999001 <sup>02,XL</sup> RS5001	RS999112 <sup>XL</sup> RS5112
1982-80	4WD K-20 (¾ Ton) w/1 ton rear axle	4"	4"	RS86206 <sup>11,02</sup>	RS705	—	RS82154	—	RS999001 <sup>02,XL</sup> RS5001	RS999112 <sup>XL</sup> RS5112
1982-80	4WD K-20 (¾ Ton) w/1 ton rear axle	2½"	2½"	RS86202 <sup>02</sup>	RS705	—	RS72154	—	RS999001 <sup>02,XL</sup> RS5001	RS999112 <sup>XL</sup> RS5112
1976-73	4WD K-20 (¾ Ton)	4"	4"	RS86206 <sup>11,211,02</sup>	RS703	—	RS80254	—	RS999001 <sup>02,XL</sup> RS5001	RS999112 <sup>XL</sup> RS5112
1976-73	4WD K-20 (¾ Ton)	2½"	2½"	RS86202 <sup>02</sup>	RS703	—	—	—	RS999001 <sup>02,XL</sup> RS5001	RS999112 <sup>XL</sup> RS5112
1972-69	4WD K-20 (¾ Ton)	4"	4"	RS41054S <sup>31,02</sup>	RS703	—	RS81054	—	RS999001 <sup>02,XL</sup> RS5001	RS999112 <sup>XL</sup> RS5112
1968-67	4WD K-20 (¾ Ton)	4"	4"	RS41054S <sup>31,02</sup>	RS703	—	RS81054	—	—	RS999112 <sup>XL</sup> RS5112

### CHEVROLET — Pickup (¾ Ton) 2 W.D. (Silverado, C & R Models)

2008-01	2WD Silverado 2500HD (¾ Ton) (9200 GVW) Pickup — Exc. Manual Transmission	4"	2½"	—	RS8708B <sup>202</sup> RS8708 <sup>202</sup>	—	—	RS6548 <sup>18</sup> RS6548B <sup>18</sup>	RS999289 <sup>XL</sup> RS19289 <sup>PS</sup> RS5289	RS999297 <sup>XL</sup> RS19297 <sup>PS</sup> RS5297
1989-87	2WD R-20, R-2500 (¾ Ton)	1½"	1½"	—	—	—	—	—	RS999120 <sup>XL</sup> RS5120	RS999118 <sup>XL</sup> RS5118
1986-69	2WD C-20 (¾ Ton) w/ Rear Leaf Spring	1½"	1½"	—	—	—	—	—	RS999120 <sup>XL</sup> RS5120	RS999118 <sup>XL</sup> RS5118
1968-63	2WD C-20 (¾ Ton) w/ Rear Leaf Spring	1½"	1½"	—	—	—	—	—	RS999120 <sup>XL</sup> RS5120	RS999118 <sup>XL</sup> RS5118

Q2 Qty. Req. 2

Rancho Part Numbers ending with the letter "B" Designate Black Finish.

Rancho does not recommend or endorse the use of its products in conjunction with those of other aftermarket suspension or lift kit manufacturers.

FOOTNOTES MUST BE READ! THEY CONTAIN IMPORTANT INFORMATION AND RECOMMENDATIONS PERTAINING TO CERTAIN APPLICATIONS.

# Suspension

YEAR	MODEL	RAISED HEIGHT		FRONT SPRINGS	FRONT KIT(S)	REAR SPRINGS	REAR KIT(S)	PRIMARY SUSPENSION SYSTEM	SHOCK ABSORBERS	
		FRONT	REAR						FRONT	REAR
<b>CHEVROLET</b>										
<b>CHEVROLET — Pickup (1 Ton) 4 W.D. (Silverado, K &amp; V Models)</b>										
1991-87	4WD V-30, V-3500 (1 Ton) Heavy Duty Front Leaf Spring — Exc. Models with lever-activated rear brake proportioning valve	2½"	—	RS40054S <sup>Q2</sup>	—	—	—	—	RS999001 <sup>Q2,XL</sup> RS5001	—
1991-87	4WD V-30, V-3500 (1 Ton) — Exc. Models with lever-activated rear brake proportioning valve	2½"	—	RS86206 <sup>Q2</sup>	—	—	—	—	RS999001 <sup>Q2,XL</sup> RS5001	—
1986-84	4WD K-30 (1 Ton) — Exc. Models with lever-activated rear brake proportioning valve	2½"	—	RS86206 <sup>Q2</sup>	—	—	—	—	RS999001 <sup>Q2,XL</sup> RS5001	RS5132
1986-77	4WD K-30 (1 Ton) Heavy Duty Front Leaf Spring — Exc. Models with lever-activated rear brake proportioning valve	2½"	—	RS40054S <sup>Q2</sup>	—	—	—	—	RS999001 <sup>Q2,XL</sup> RS5001	—
1983-77	4WD K-30 (1 Ton)	2½"	2½"	RS86206 <sup>Q2</sup>	—	—	RS72154	—	RS999001 <sup>Q2,XL</sup> RS5001	RS5134
<b>CHEVROLET — Pickup Colorado 4 W.D.</b>										
2008-04	4WD Colorado Inc Z-71 & Off Road Package — Exc. Manual Transmission & All Wheel Drive <sup>a</sup>	4"	2½"	—	—	—	—	RS6559B	RS5610	RS5325
<b>CHEVROLET — Pickup Colorado 2 W.D.</b>										
2008-04	2WD Colorado Inc Z-71 Suspension — Exc. Manual Transmission <sup>a</sup>	4"	2½"	—	—	—	—	RS6559B	RS5610	RS5325
<b>CHEVROLET — Suburban (½ Ton) 4 W.D.</b>										
2008-07	4WD Suburban (½ Ton) w/ Autoride (Elec) & Air Leveling Suspensions w/ Automatic Transmission & Auto Track — Exc. All Wheel Drive	4"	4"	—	RS6201 <sup>221</sup> RS8716B RS8716	—	RS6202 <sup>254</sup>	RS6582• RS6582B	RS999799 <sup>XL</sup>	—
2008-07	4WD Suburban (½ Ton) — Exc. All Wheel Drive, Autoride (Elec) & Air Leveling Suspensions	4"	4"	—	RS6201 <sup>221</sup> RS8716B <sup>221</sup> RS8716 <sup>221</sup>	—	—	RS6582• RS6582B	RS999786 <sup>XL</sup>	RS999274 <sup>XL</sup> RS5274
2008-07	4WD Suburban (½ Ton) w/ Autoride (Elec) & Air Leveling Suspensions w/ Automatic Transmission & Auto Track — Exc. All Wheel Drive	2"	0"	—	—	—	—	—	RS999800•	—

<sup>a</sup> Installation of this system does not allow the re-use of OE (factory) wheels.  
Q2 Qty. Req. 2

**WARNING:** Installation of a Rancho Suspension System can increase the risk of vehicle rollover in abrupt maneuvers.

Many states have laws governing modification of original equipment suspension systems. Such laws may prohibit any modification which adversely affects safety or any modification altering the suspension more than a specific number of inches. Rancho Suspension recommends that you contact local law enforcement authorities in your area before modifying your suspension.

# Suspension

YEAR	MODEL	RAISED HEIGHT		FRONT SPRINGS	FRONT KIT(S)	REAR SPRINGS	REAR KIT(S)	PRIMARY SUSPENSION SYSTEM	SHOCK ABSORBERS	
		FRONT	REAR						FRONT	REAR
<b>CHEVROLET</b>										
<b>CHEVROLET — Suburban (½ Ton) 4 W.D. — Continued</b>										
2008-07	4WD Suburban (½ Ton) — Exc. All Wheel Drive, Autoride (Elec) & Air Leveling Suspensions	2"	¾"	—	—	—	RS70075 ●,254	—	RS999785 <sup>Q1</sup>	RS999262 <sup>XL</sup>
2006-00	4WD Suburban (½ Ton) — Exc. Manual Transmission & w/ Z55 Autoride Suspension or All Wheel Drive <sup>a</sup>	4"	4"	—	RS8707B 202	—	—	RS6547 <sup>18,199</sup> RS6547B <sup>18,199</sup>	RS999268 <sup>XL</sup> RS19268 <sup>PS</sup> RS5268 RSX17337	RS999274 <sup>XL</sup> RS5274 RSX17346
1999-92	4WD Suburban (½ Ton)	4"	4"	RS640 <sup>150</sup>	RS8705B 202	—	—	RS6568 <sup>18,39,109,148,154</sup> RS6568B <sup>18,39,109,148,154</sup>	RS999244 <sup>XL</sup> RS5244 RSX17316	RS999227 <sup>XL</sup> RS5227 RSX17315
1991-88	4WD Suburban (½ Ton) Rear Suspension Lifted by Block	4"	4"	RS86206 <sup>11,02</sup>	RS707	—	RS80054	—	RS999001 <sup>4,02,XL</sup> RS5001 <sup>4</sup>	RS999112 <sup>XL</sup> RS5112
1991-88	4WD Suburban (½ Ton) Heavy Duty Front Leaf Spring	4"	4"	RS40054S 11,02	RS707	—	—	—	RS999001 <sup>4,02,XL</sup> RS5001 <sup>4</sup>	—
1991-88	4WD Suburban (½ Ton) Rear Suspension Lifted by Block	2½"	2½"	RS86202 <sup>Q2</sup>	RS707	—	RS70054	—	RS999001 <sup>4,02,XL</sup> RS5001 <sup>4</sup>	RS999112 <sup>XL</sup> RS5112
1991-73	4WD Suburban (½ Ton)	1-1½"	—	RS86201 <sup>Q2</sup>	—	—	—	—	RS999151 <sup>4,XL</sup> RS5151 <sup>4</sup>	RS999118 <sup>XL</sup> RS5118
1987-81	4WD Suburban (½ Ton) Rear Suspension Lifted by Block	4"	4"	RS86206 <sup>11,02</sup>	RS705	—	RS80054	—	RS999001 <sup>4,02,XL</sup> RS5001 <sup>4</sup>	RS999112 <sup>XL</sup> RS5112
1987-81	4WD Suburban (½ Ton) Rear Suspension Lifted by Spring & Block	4"	4"	RS86206 <sup>11,211,02</sup>	RS705	RS86209 35,92,02	RS70054 13	—	RS999001 <sup>4,02,XL</sup> RS5001 <sup>4</sup>	RS999112 <sup>XL</sup> RS5112
1987- July 76	4WD Suburban (½ Ton) Rear Suspension Lifted by Block	2½"	2½"	RS86202 <sup>Q2</sup>	RS705	—	RS70054	—	RS999001 <sup>4,02,XL</sup> RS5001 <sup>4</sup>	RS999112 <sup>XL</sup> RS5112
1987- July 76	4WD Suburban (½ Ton) Rear Suspension Lifted by Spring	2½"	2½"	RS86202 <sup>Q2</sup>	RS705	RS86209 35,92,02	—	—	RS999001 <sup>4,02,XL</sup> RS5001 <sup>4</sup>	RS999112 <sup>XL</sup> RS5112
1987- July 76	4WD Suburban (½ Ton) Pre- Runner Style Springs	2½"	2½"	RS86210 <sup>Q2</sup>	RS705	RS86211 35,92,02	—	—	RS999001 <sup>4,02,XL</sup> RS5001 <sup>4</sup>	RS999112 <sup>XL</sup> RS5112
1980- July 76	4WD Suburban (½ Ton) Rear Suspension Lifted by Block	4"	4"	RS86206 <sup>11,02</sup>	RS705	—	RS80054	—	RS999001 <sup>4,02,XL</sup> RS5001	RS999112 <sup>XL</sup> RS5112
1980- July 76	4WD Suburban (½ Ton) Rear Suspension Lifted by Spring & Block	4"	4"	RS86206 <sup>11,211,02</sup>	RS705	RS86209 35,92,02	RS70054 13	—	RS999001 <sup>4,02,XL</sup> RS5001	RS999112 <sup>XL</sup> RS5112
1976-73	4WD Suburban (½ Ton) Rear Suspension Lifted by Block	4"	4"	RS86206 <sup>11,02</sup>	RS703	—	RS80054	—	RS999001 <sup>4,02,XL</sup> RS5001	RS999112 <sup>XL</sup> RS5112

<sup>a</sup> Installation of this system does not allow the re-use of OE (factory) wheels.  
Q2 Qty. Req. 2

Rancho Part Numbers ending with the letter "B" Designate Black Finish.

Rancho does not recommend or endorse the use of its products in conjunction with those of other aftermarket suspension or lift kit manufacturers.

FOOTNOTES MUST BE READ! THEY CONTAIN IMPORTANT INFORMATION AND RECOMMENDATIONS PERTAINING TO CERTAIN APPLICATIONS. 101

# Suspension

YEAR	MODEL	RAISED HEIGHT		FRONT SPRINGS	FRONT KIT(S)	REAR SPRINGS	REAR KIT(S)	PRIMARY SUSPENSION SYSTEM	SHOCK ABSORBERS		
		FRONT	REAR						FRONT	REAR	
<b>CHEVROLET</b>											
<b>CHEVROLET — Suburban (½ Ton) 4 W.D. — Continued</b>											
1976-73	4WD Suburban (½ Ton) Rear Suspension Lifted by Spring & Block	4"	4"	RS86206 <sup>11, 211, Q2</sup>	RS703	RS86209 <sup>35, 92, Q2</sup>	RS70054 <sup>13</sup>	—	RS999001 <sup>Q2, XL</sup>	RS999112 <sup>XL</sup>	RS5112
1976-73	4WD Suburban (½ Ton) Rear Suspension Lifted by Block	2½"	2½"	RS86202 <sup>Q2</sup>	RS703	—	RS70054	—	RS999001 <sup>Q2, XL</sup>	RS999112 <sup>XL</sup>	RS5112
1976-73	4WD Suburban (½ Ton) Rear Suspension Lifted by Spring	2½"	2½"	RS86202 <sup>Q2</sup>	RS703	RS86209 <sup>35, 92, Q2</sup>	—	—	RS999001 <sup>Q2, XL</sup>	RS999112 <sup>XL</sup>	RS5112
1976-73	4WD Suburban (½ Ton) Pre-Runner Style Springs	2½"	2½"	RS86210 <sup>Q2</sup>	RS703	RS86211 <sup>35, 92, Q2</sup>	—	—	RS999001 <sup>Q2, XL</sup>	RS999112 <sup>XL</sup>	RS5112
1972-69	4WD Suburban (½ Ton) Rear Suspension Lifted by Block	4"	4"	RS41054S <sup>31, Q2</sup>	RS703	—	RS81054	—	RS999001 <sup>Q2, XL</sup>	RS999112 <sup>XL</sup>	RS5112
1968-67	4WD Suburban (½ Ton) Rear Suspension Lifted by Block	4"	4"	RS41054S <sup>31, Q2</sup>	RS703	—	RS81054	—	—	RS999112 <sup>XL</sup>	RS5112
<b>CHEVROLET — Suburban (¾ Ton) 4 W.D.</b>											
2008-01	4WD Suburban (¾ Ton) — Exc. Manual Transmission & w/ Z55 Autoride Suspension or All Wheel Drive	4"	2½"	—	RS8708B <sup>202</sup>	—	—	RS6551 <sup>18, 199</sup>	RS999296 <sup>XL</sup>	RS999297 <sup>XL</sup>	RS5112
					RS8708 <sup>202</sup>			RS6551B <sup>18, 199</sup>	RS19289 <sup>PS</sup>	RS19297 <sup>PS</sup>	RS5297
1991-73	4WD Suburban (¾ Ton)	1-1½"	—	RS86201 <sup>Q2</sup>	—	—	—	—	RS999151 <sup>XL</sup>	RS999118 <sup>XL</sup>	RS5112
1987-84	4WD Suburban (¾ Ton) — Exc. Models with lever-activated rear brake proportioning valve	2½"	—	RS86206 <sup>Q2</sup>	—	—	—	—	RS999001 <sup>Q2, XL</sup>	RS999112 <sup>XL</sup>	RS5112
1983- July 76	4WD Suburban (¾ Ton)	4"	4"	RS86206 <sup>11, 211, Q2</sup>	RS705	—	RS80254	—	RS999001 <sup>Q2, XL</sup>	RS999112 <sup>XL</sup>	RS5112
1983- July 76	4WD Suburban (¾ Ton)	2½"	2½"	RS86202 <sup>Q2</sup>	RS705	—	—	—	RS999001 <sup>Q2, XL</sup>	RS999112 <sup>XL</sup>	RS5112
1976-73	4WD Suburban (¾ Ton)	4"	4"	RS86206 <sup>11, 211, Q2</sup>	RS703	—	RS80254	—	RS999001 <sup>Q2, XL</sup>	RS999112 <sup>XL</sup>	RS5112
1976-73	4WD Suburban (¾ Ton)	2½"	2½"	RS86202 <sup>Q2</sup>	RS703	—	—	—	RS999001 <sup>Q2, XL</sup>	RS999112 <sup>XL</sup>	RS5112
1972-69	4WD Suburban (¾ Ton)	4"	4"	RS41054S <sup>31, Q2</sup>	RS703	—	RS81054	—	RS999001 <sup>Q2, XL</sup>	RS999112 <sup>XL</sup>	RS5112
1968-67	4WD Suburban (¾ Ton)	4"	4"	RS41054S <sup>31, Q2</sup>	RS703	—	RS81054	—	—	RS999112 <sup>XL</sup>	RS5112

Q2 Qty. Req. 2

WARNING: Installation of a Rancho Suspension System can increase the risk of vehicle rollover in abrupt maneuvers.

Many states have laws governing modification of original equipment suspension systems. Such laws may prohibit any modification which adversely affects safety or any modification altering the suspension more than a specific number of inches. Rancho Suspension recommends that you contact local law enforcement authorities in your area before modifying your suspension.



# Suspension

YEAR	MODEL	RAISED HEIGHT		FRONT SPRINGS	FRONT KIT(S)	REAR SPRINGS	REAR KIT(S)	PRIMARY SUSPENSION SYSTEM	SHOCK ABSORBERS	
		FRONT	REAR						FRONT	REAR

## CHEVROLET

### CHEVROLET — Suburban 2 W.D.

2008-07	2WD Suburban (½ Ton) w/Automatic Transmission — Exc. Autoride (Elec) and Air Leveling Suspension	4"	4"	—	RS6201 <sup>221</sup> RS8716B RS8716	—	—	RS6582• RS6582B	RS999786 <sup>XL</sup>	RS999274 <sup>XL</sup> RS5274
2008-07	2WD Suburban (½ Ton) w/Autoride (Elec) & Air Leveling Suspensions w/Automatic Transmission & Auto Track — Exc. All Wheel Drive	4"	4"	—	RS6201 <sup>221</sup> RS8716B RS8716	—	RS6202 <sub>254</sub>	RS6582• RS6582B	RS999799 <sup>XL</sup>	—
2008-07	2WD Suburban (½ Ton) w/Autoride (Elec) & Air Leveling Suspensions w/Automatic Transmission & Auto Track — Exc. All Wheel Drive	2"	0"	—	—	—	—	—	RS999800•	—
2008-07	2WD Suburban 1500 (½ Ton) — Exc. Z55, Autoride Suspension or QuadraSteer Package	2"	¾"	—	—	—	RS70074 <sub>254</sub>	—	RS999262 <sup>XL</sup>	RS999785 <sup>QL</sup>
2006-01	2WD Suburban (¾ Ton) — Exc. QuadraSteer Package	4"	2½"	—	RS8708B <sub>202</sub> RS8708 <sup>202</sup>	—	—	RS6551 <sup>18,199</sup> RS6551B <sup>18,199</sup>	RS999296 <sup>XL</sup> RS19289 <sup>PS</sup> RS5296	RS999297 <sup>XL</sup> RS19297 <sup>PS</sup> RS5297
1987-69	2WD Suburban	1½"	1½"	—	—	—	RS60012	—	RS999120 <sup>XL</sup> RS5120	RS999118 <sup>XL</sup> RS5118
1968-63	2WD Suburban	1½"	1½"	—	—	—	RS60012	—	RS999120 <sup>XL</sup> RS5120	RS999118 <sup>XL</sup> RS5118

### CHEVROLET — Tahoe 4 W.D.

2008-07	4WD Tahoe 4 Door (½ Ton) w/Automatic Transmission w/ auto track — Exc. Autoride (Elec) & Air Leveling Suspensions	4"	4"	—	RS6201 <sup>221</sup> RS8716B <sub>221</sub> RS8716 <sup>221</sup>	—	—	RS6582• RS6582B	RS999786 <sup>XL</sup>	RS999274 <sup>XL</sup> RS5274
2008-07	4WD Tahoe 4 Door (½ Ton) w/Autoride (Elec) & Air Leveling Suspensions w/Automatic Transmission & Auto Track — Exc. All Wheel Drive	4"	4"	—	RS6201 <sup>221</sup> RS8716B RS8716	—	RS6202 <sub>254</sub>	RS6582• RS6582B	RS999799 <sup>XL</sup>	—
2008-07	4WD Tahoe 4 Door (½ Ton) w/Autoride (Elec) & Air Leveling Suspensions w/Automatic Transmission & Auto Track — Exc. All Wheel Drive	2"	0"	—	—	—	—	—	RS999800•	—
2008-07	4WD Tahoe 4 Door — Exc. Z55, Autoride Suspension or ZW7 Premium Smooth Ride Suspension (Self-Leveling Suspension Nivomat)	2"	¾"	—	—	—	RS70075 <sub>•,254</sub>	—	RS999785 <sup>QL</sup>	RS999262 <sup>XL</sup> RS5262
2006-00	4WD Tahoe 4 Door — Exc. Manual Transmission & w/Z55 Autoride Suspension or All Wheel Drive	4"	4"	—	RS8707B <sub>202</sub>	—	—	RS6547 <sup>18,199</sup> RS6547B <sup>18,199</sup>	RS999268 <sup>XL</sup> RS19268 <sup>PS</sup> RS5268 RSX17337	RS999274 <sup>XL</sup> RS5274 RSX17346

a Installation of this system does not allow the re-use of OE (factory) wheels.

Rancho Part Numbers ending with the letter "B" Designate Black Finish.

Rancho does not recommend or endorse the use of its products in conjunction with those of other aftermarket suspension or lift kit manufacturers.

FOOTNOTES MUST BE READ! THEY CONTAIN IMPORTANT INFORMATION AND RECOMMENDATIONS PERTAINING TO CERTAIN APPLICATIONS. 103

# Suspension

YEAR	MODEL	RAISED HEIGHT		FRONT SPRINGS	FRONT KIT(S)	REAR SPRINGS	REAR KIT(S)	PRIMARY SUSPENSION SYSTEM	SHOCK ABSORBERS	
		FRONT	REAR						FRONT	REAR

## CHEVROLET

### CHEVROLET — Tahoe 4 W.D. — Continued

1999-95	4WD Tahoe 2 Door	4"	4"	RS640 <sup>150</sup>	RS8705B <sub>202</sub>	—	—	RS6568 <sup>18,39,109,148,154</sup> RS6568B <sup>18,39,109,148,154</sup>	RS999244 <sup>XL</sup> RS5244 RSX17316	RS999227 <sup>XL</sup> RS5227 RSX17315
1999-95	4WD Tahoe 4 Door	4"	4"	—	RS8705B <sub>202</sub>	—	—	RS6555 <sup>18,39,148,154</sup> RS6555B <sup>18,39,148,154</sup>	RS999244 <sup>XL</sup> RS5244 RSX17316	RS999227 <sup>XL</sup> RS5227 RSX17315

### CHEVROLET — Tahoe 2 W.D.

2008-07	2WD Tahoe 4 Door (½ Ton) w/ Automatic Transmission — Exc. Autoride (Elec) and Air Leveling Suspension	4"	4"	—	RS6201 <sup>221</sup> RS8716B RS8716	—	—	RS6582• RS6582B	RS999786 <sup>XL</sup>	RS999274 <sup>XL</sup> RS5274
2008-07	2WD Tahoe 4 Door (½ Ton) w/ Autoride (Elec) & Air Leveling Suspensions w/ Automatic Transmission & Auto Track — Exc. All Wheel Drive	4"	4"	—	RS6201 <sup>221</sup> RS8716B RS8716	—	RS6202 <sub>254</sub>	RS6582• RS6582B	RS999799 <sup>XL</sup>	—
2008-07	2WD Tahoe 4 Door (½ Ton) w/ Autoride (Elec) & Air Leveling Suspensions w/ Automatic Transmission & Auto Track — Exc. All Wheel Drive	2"	0"	—	—	—	—	—	RS999800•	—
2008-07	2WD Tahoe 4 Door — Exc. Z55, Autoride Suspension or ZW7 Premium Smooth Ride Suspension (Self-Leveling Suspension Nivomat)	2"	¾"	—	—	—	RS70075 <sub>•254</sub>	—	—	RS999262 <sup>XL</sup> RS5262
2008-07	2WD Tahoe 4 Door — Exc. Z55, Autoride Suspension or ZW7 Premium Smooth Ride Suspension (Self-Leveling Suspension Nivomat)	2½"	¾"	—	—	—	—	—	RS999785 <sup>OL</sup>	—

### CHEVROLET — Van (½ Ton) Express & G Models - Inc. Sportvan

1990-73	G-10 (½ Ton)	1½"	1½"	—	—	—	RS60012	—	RS999120 <sup>XL</sup> RS5120	RS999118 <sup>XL</sup> RS5118
---------	--------------	-----	-----	---	---	---	---------	---	----------------------------------	----------------------------------

### CHEVROLET — Van (¾ Ton) Express & G Models - Inc. Sportvan

1990-73	G-20 (¾ Ton)	1½"	1½"	—	—	—	RS60012	—	RS999120 <sup>XL</sup> RS5120	RS999118 <sup>XL</sup> RS5118
---------	--------------	-----	-----	---	---	---	---------	---	----------------------------------	----------------------------------

## DODGE

### DODGE — Durango 4 W.D.

2002-00	4WD Durango — Exc. Manual Transmission or All Wheel Drive	3"	3"	—	RS8714B <sub>202</sub>	—	—	RS6561 <sup>135,208</sup> RS6561B <sup>135,208</sup>	RS999136 <sup>XL</sup> RS5136 RSX17305	RS999010 <sup>XL</sup> RS5010 RSX17306
---------	---	----	----	---	------------------------	---	---	---	--	--

**WARNING:** Installation of a Rancho Suspension System can increase the risk of vehicle rollover in abrupt maneuvers.

Many states have laws governing modification of original equipment suspension systems. Such laws may prohibit any modification which adversely affects safety or any modification altering the suspension more than a specific number of inches. Rancho Suspension recommends that you contact local law enforcement authorities in your area before modifying your suspension.

# Suspension

YEAR	MODEL	RAISED HEIGHT		FRONT SPRINGS	FRONT KIT(S)	REAR SPRINGS	REAR KIT(S)	PRIMARY SUSPENSION SYSTEM	SHOCK ABSORBERS	
		FRONT	REAR						FRONT	REAR
<b>DODGE</b>										
<b>DODGE — Pickup (½ Ton) 4 W.D. (Ram 1500 &amp; W Models)</b>										
2008-06	4WD Ram 1500 Mega Cab Hemi 5.7L (solid front axle) — Exc. Diesel <sup>220</sup>	4"	2½"	RS80122B	—	—	RS748 <sup>220</sup>	RS6579B	RS999317 <sup>XL</sup> RS5317	RS999056 <sup>XL</sup> RS5056
2007-06	4WD Ram 1500 (½ Ton) — Exc. Mega Cab, Manual Transmission & All Wheel Drive	4"	2½"	—	RS6203 RS8721B RS8721	—	—	RS6581• RS6581B	RS999789 <sup>XL</sup>	RS999297 <sup>XL</sup> RS19297 <sup>PS</sup> RS5297
2007-06	4WD Ram 1500 (½ Ton) — Exc. All Wheel Drive & Mega Cab	1¼"	0"	—	—	—	—	—	RS999793 <sup>OL</sup>	RS999274 <sup>XL</sup> RS5274
2005-02	4WD Ram 1500 (½ Ton) 3.7L, 4.7L & 5.7L Hemi — Exc. Manual Transmission or All Wheel Drive w/ Transfer Case #244D	4"	2½"	—	RS8709B <sup>202</sup> RS8709 <sup>202</sup>	—	—	RS6573 RS6573B	RS999283 <sup>XL</sup> RS19283 <sup>PS</sup> RS5283	RS999297 <sup>XL</sup> RS19297 <sup>PS</sup> RS5297
2001-00	4WD Ram 1500 (½ Ton) Rancho Suspension w/ Dual Shock Option	3"	2"	—	—	—	—	RS6565	RS999221 <sup>4</sup> <sup>XL</sup>	RS999198 <sup>XL</sup> RS5198
2001-00	4WD Ram 1500 (½ Ton) Rancho Suspension w/o Dual Shock Option. w/Rancho RS6475 or RS6575 System — Exc. Off-Road Package	3"	2"	—	—	—	—	RS6575 <sup>146</sup>	RS999221 <sup>XL</sup> RS5221	RS999198 <sup>XL</sup> RS5198
2001-00	4WD Ram 1500 (½ Ton)	0"	0"	—	RS6678 <sup>140,142</sup>	—	—	—	RS999197 <sup>XL</sup> RS5197	RS999198 <sup>XL</sup> RS5198
1999-94	4WD Ram 1500 (½ Ton) Rancho Suspension w/o Dual Shock Option. w/Rancho RS6475 or RS6575 System — Exc. Off-Road Package	3"	2"	—	RS6675 <sup>146</sup>	—	—	RS6475	RS999221 <sup>XL</sup> RS5221	RS999198 <sup>XL</sup> RS5198
1999-94	4WD Ram 1500 (½ Ton)	0"	0"	—	RS6676 <sup>140,142</sup>	—	—	—	RS999197 <sup>XL</sup> RS5197	RS999198 <sup>XL</sup> RS5198
1993-78	4WD W100, W150 (½ Ton)	3½"	4"	RS42054S <sup>7,02</sup>	—	—	RS82054 <sup>38</sup>	—	RS999114 <sup>XL</sup> RS5114	RS999005 <sup>XL</sup> RS5005
1993-78	4WD W100, W150 (½ Ton)	1½"	—	—	—	—	—	—	RS5111	—
1977- July 74	4WD W100 (½ Ton)	3½"	4"	RS42054S <sup>7,02</sup>	—	—	RS82054 <sup>38</sup>	—	RS999114 <sup>XL</sup> RS5114	RS999005 <sup>XL</sup> RS5005
1974-72	4WD W100 (½ Ton)	3½"	4"	RS42054S <sup>7,02</sup>	RS732	—	RS82154 <sup>38</sup>	—	RS999114 <sup>XL</sup> RS5114	RS999005 <sup>XL</sup> RS5005
1971-69	4WD W100 (½ Ton)	3½"	4"	RS42054S <sup>7,02</sup>	RS732	—	RS82154 <sup>38</sup>	—	RS999114 <sup>XL</sup> RS5114	RS999116 <sup>23</sup> <sup>XL</sup> RS5116 <sup>23</sup>
<b>DODGE — Pickup (¾ Ton) 4 W.D. (Ram 2500 &amp; W Models)</b>										
2008-06	4WD Ram 2500 (¾ Ton) Mega Cab Diesel <sup>220</sup>	4"	2½"	RS80121B	—	—	RS747 <sup>220</sup>	RS6579B	RS999317 <sup>XL</sup> RS5317	RS999056 <sup>XL</sup> RS5056
2008-06	4WD Ram 2500 (¾ Ton) Mega Cab V8 Gas — Exc. Diesel <sup>220</sup>	4"	2½"	RS80122B	—	—	RS748 <sup>220</sup>	RS6579B	RS999317 <sup>XL</sup> RS5317	RS999056 <sup>XL</sup> RS5056

Q2 Qty. Req. 2

Rancho Part Numbers ending with the letter "B" Designate Black Finish.

Rancho does not recommend or endorse the use of its products in conjunction with those of other aftermarket suspension or lift kit manufacturers.

FOOTNOTES MUST BE READ! THEY CONTAIN IMPORTANT INFORMATION AND RECOMMENDATIONS PERTAINING TO CERTAIN APPLICATIONS. 105

# Suspension

YEAR	MODEL	RAISED HEIGHT		FRONT SPRINGS	FRONT KIT(S)	REAR SPRINGS	REAR KIT(S)	PRIMARY SUSPENSION SYSTEM	SHOCK ABSORBERS		
		FRONT	REAR						FRONT	REAR	
<b>DODGE</b>											
<b>DODGE — Pickup (¾ Ton) 4 W.D. (Ram 2500 &amp; W Models) — Continued</b>											
2008-05	4WD Ram 2500 (¾ Ton) Power Wagon 5.7L Hemi — Inc. extended & regular cab short bed	4"	2½"	Inc.	—	—	—	RS6577B	RS999317 <sup>XL</sup> RS5317	RS999056 <sup>XL</sup> RS5056	
2008-03	4WD Ram 2500 (¾ Ton) Diesel — Inc. Extended & Regular Cab Short & Long bed <sup>220</sup>	4"	2½"	RS80121B	—	—	RS747	RS6579B	RS999317 <sup>XL</sup> RS5317	RS999056 <sup>XL</sup> RS5056	
2008-03	4WD Ram 2500 (¾ Ton) V8 Gas — Inc. Extended & Regular Cab Short & Long bed — Exc. Diesel <sup>220</sup>	4"	2½"	RS80120B	—	—	RS748 <sup>220</sup>	RS6579B	RS999317 <sup>XL</sup> RS5317	RS999056 <sup>XL</sup> RS5056	
2008-03	4WD Ram 2500 (¾ Ton) — Exc. Manual Transmission or All Wheel Drive	2"	0"	—	—	—	—	RS6576 <sup>145</sup>	RS999044 <sup>XL</sup> RS5044	RS999269 <sup>XL</sup> RS5269	
2002-00	4WD Ram 2500 (¾ Ton) Rancho Suspension w/ Dual Shock Option w/ 8800 GVW — Exc. Snow Plow Prep Package	2"	0"	—	—	—	—	RS6566	RS999274 <sup>XL</sup> RS5044 <sup>4</sup>	RS999198 <sup>XL</sup> RS5274	
2002-00	4WD Ram 2500 (¾ Ton) Rancho Suspension w/o Dual Shock Option. w/ 8800 GVW — Exc. Snow Plow Prep Package	2"	0"	—	—	—	—	RS6576 <sup>145</sup>	RS999044 <sup>XL</sup> RS5044	RS999274 <sup>XL</sup> RS5274	
2002-00	4WD Ram 2500 (¾ Ton) w/ 8800 GVW	0"	0"	—	RS6678 140,142	—	—	—	RS999197 <sup>XL</sup> RS5197 RSX17023	RS999274 <sup>XL</sup> RS5274	
1999-94	4WD Ram 2500 (¾ Ton) Rancho Suspension w/o Dual Shock Option. w/ 8800 GVW — Exc. Snow Plow Prep Package	2"	0"	—	RS6675 <sup>146</sup>	—	—	—	RS999044 <sup>XL</sup> RS5044	RS999274 <sup>XL</sup> RS5274	
1999-94	4WD Ram 2500 (¾ Ton) w/ 8800 GVW	0"	0"	—	RS6676 140,142	—	—	—	RS999221 <sup>XL</sup> RS5221	RS999274 <sup>XL</sup> RS5274	
1996-94	4WD Ram 2500 (¾ Ton) Rancho Suspension w/ Dual Shock Option w/ 7700 GVW	2"	0"	—	—	—	—	RS6446	RS999221 <sup>4</sup> <sup>XL</sup> RS5221 <sup>4</sup>	RS999274 <sup>XL</sup> RS5274	
1996-94	4WD Ram 2500 (¾ Ton) w/ 7700 GVW	0"	0"	—	RS6676 140,142	—	—	—	RS999197 <sup>XL</sup> RS5197	RS999198 <sup>XL</sup> RS5198	
1993-78	4WD W200, W250 (¾ Ton) — Exc. Diesel	3½"	4"	RS42054S 7,02	—	—	RS82054 38	—	RS999114 <sup>XL</sup> RS5114	RS999005 <sup>XL</sup> RS5005	
1993-78	4WD W200, W250 (¾ Ton) — Exc. Diesel	1½"	—	—	—	—	—	—	—	RS999005 <sup>XL</sup>	
1977- July 74	4WD W200 (¾ Ton)	3½"	4"	RS42054S 7,02	—	—	RS82054 38	—	RS999114 <sup>XL</sup> RS5114	RS999005 <sup>XL</sup> RS5005	
1977- July 74	4WD W200 (¾ Ton)	1½"	—	—	—	—	—	—	—	RS999005 <sup>XL</sup> RS5005	
1974-72	4WD W200 (¾ Ton)	3½"	4"	RS42054S 7,02	RS732	—	RS82154 38	—	RS999114 <sup>XL</sup> RS5114	RS999005 <sup>XL</sup> RS5005	
1971-69	4WD W200 (¾ Ton)	3½"	4"	RS42054S 7,02	RS732	—	RS82154 38	—	RS999114 <sup>XL</sup> RS5114	RS999116 <sup>23</sup> <sup>XL</sup> RS5116 <sup>23</sup>	

Q2 Qty. Req. 2

**WARNING:** Installation of a Rancho Suspension System can increase the risk of vehicle rollover in abrupt maneuvers.

Many states have laws governing modification of original equipment suspension systems. Such laws may prohibit any modification which adversely affects safety or any modification altering the suspension more than a specific number of inches. Rancho Suspension recommends that you contact local law enforcement authorities in your area before modifying your suspension.

# Suspension

YEAR	MODEL	RAISED HEIGHT		FRONT SPRINGS	FRONT KIT(S)	REAR SPRINGS	REAR KIT(S)	PRIMARY SUSPENSION SYSTEM	SHOCK ABSORBERS	
		FRONT	REAR						FRONT	REAR
<b>DODGE</b>										
<b>DODGE — Pickup (¾ Ton) 4 W.D. (Ram 2500 &amp; W Models) — Continued</b>										
1971-69	4WD W200 (¾ Ton)	1½"	—	—	—	—	—	—	—	RS999143 <sup>23</sup> , XL
1968-61	4WD W200 (¾ Ton)	3½"	4"	RS42054S 7,02	NA	—	RS82154	—	RS999114 38,XL	RS999116 <sup>23</sup> , XL
1968-61	4WD W200 (¾ Ton)	1½"	—	—	NA	—	—	—	RS5114 <sup>38</sup>	RS5116 <sup>23</sup> RS999143 <sup>23</sup> , XL
<b>DODGE — Pickup (1 Ton) 4 W.D. (Ram 3500 &amp; W Models)</b>										
2008-06	4WD Ram 3500 (1 Ton) Mega Cab Diesel <sup>220</sup>	4"	2½"	RS80121B	—	—	RS747 <sup>220</sup>	RS6579B	RS999317 <sup>XL</sup> RS5317	RS999056 <sup>XL</sup> RS5056
2008-06	4WD Ram 3500 (1 Ton) Mega Cab V8 Gas — Exc. Diesel <sup>220</sup>	4"	2½"	RS80120B	—	—	RS748 <sup>220</sup>	RS6579B	RS999317 <sup>XL</sup> RS5317	RS999056 <sup>XL</sup> RS5056
2008-03	4WD Ram 3500 (1 Ton) Diesel — Inc. Extended & Regular Cab	4"	2½"	RS80121B	—	—	RS747 <sup>220</sup>	RS6579B	RS999317 <sup>XL</sup> RS5317	RS999056 <sup>XL</sup> RS5056
2008-03	4WD Ram 3500 (1 Ton) V8 Gas — Exc. Diesel <sup>220</sup>	4"	2½"	RS80120B	—	—	RS748 <sup>220</sup>	RS6579B	RS999317 <sup>XL</sup> RS5317	RS999056 <sup>XL</sup> RS5056
1993-78	4WD W300, W350 (1 Ton) — Exc. Diesel	3½"	4"	RS42054S 7,02	—	—	RS82054 38	—	RS999114 <sup>XL</sup> RS5114	RS999005 <sup>XL</sup> RS5005
1977- July 74	4WD W300 (1 Ton)	3½"	4"	RS42054S 7,02	—	—	RS82054 38	—	RS999114 <sup>XL</sup> RS5114	RS999005 <sup>XL</sup> RS5005
1974-69	4WD W300 (1 Ton)	2½"	2½"	—	RS732	—	RS72154 38	—	RS999114 <sup>XL</sup> RS5114	RS999005 <sup>XL</sup> RS5005
<b>DODGE — Pickup Dakota 4 W.D.</b>										
2002-00	4WD Dakota — Exc. Manual Transmission or All Wheel Drive	3"	2"	—	RS8714B 202	—	—	RS6560 <sup>18,136,208</sup> RS6560B <sup>18,136,208</sup>	RS999136 <sup>XL</sup> RS5136 RSX17305	RS999010 <sup>XL</sup> RS5010 RSX17306
<b>DODGE — Ramcharger 4 W.D.</b>										
1993-78	4WD Ramcharger	3½"	4"	RS42054S 7,02	—	—	RS82054 38	—	RS999114 <sup>XL</sup> RS5114	RS999005 <sup>XL</sup> RS5005
1993-78	4WD Ramcharger	1½"	—	—	—	—	—	—	—	RS999005 <sup>XL</sup>
1977- July 74	4WD Ramcharger	3½"	4"	RS42054S 7,02	—	—	RS82054 38	—	RS999114 <sup>XL</sup> RS5114	RS999005 <sup>XL</sup> RS5005
<b>FORD</b>										
<b>FORD — Bronco (Full Size Models) 4 W.D.</b>										
1996-94	4WD Bronco Rancho Kit w/ Radius Arms	4"	3"	RS6406 <sup>26</sup> , 120	—	—	—	RS6570	RS999117 <sup>4</sup> , XL	RS999116 <sup>22</sup> , XL
1996-94	4WD Bronco Rancho Kit w/o Radius Arms	4"	3"	RS6406 <sup>26</sup> , 120	—	—	—	RS6440	RS999117 <sup>4</sup> , XL	RS999116 <sup>22</sup> , XL
1996-94	4WD Bronco Rancho Kit w/ Radius Arms	3"	3"	—	—	—	—	RS6570	RS999136 <sup>4</sup> , XL	RS999116 <sup>22</sup> , XL
1996-80	4WD Bronco	1-2"	0"	RS6418	—	—	—	—	RS5136 <sup>4</sup> RS999029 <sup>XL</sup> RS5029	RS5116 <sup>22</sup> RS999118 <sup>XL</sup> RS5118

Q2 Qty. Req. 2

Rancho Part Numbers ending with the letter "B" Designate Black Finish.

Rancho does not recommend or endorse the use of its products in conjunction with those of other aftermarket suspension or lift kit manufacturers.

FOOTNOTES MUST BE READ! THEY CONTAIN IMPORTANT INFORMATION AND RECOMMENDATIONS PERTAINING TO CERTAIN APPLICATIONS. 107

# Suspension

YEAR	MODEL	RAISED HEIGHT		FRONT SPRINGS	FRONT KIT(S)	REAR SPRINGS	REAR KIT(S)	PRIMARY SUSPENSION SYSTEM	SHOCK ABSORBERS	
		FRONT	REAR						FRONT	REAR
<b>FORD</b>										
<b>FORD — Bronco (Full Size Models) 4 W.D. — Continued</b>										
1993-81	4WD Bronco Rancho Kit w/ Radius Arms	4"	3"	RS6406 <sup>26</sup> <sub>120</sub>	—	—	—	RS6570	RS999117 <sup>4</sup> <sub>XL</sub>	RS999118 <sup>22</sup> <sub>XL</sub>
1993-81	4WD Bronco Rancho Kit w/o Radius Arms	4"	3"	RS6406 <sup>26</sup> <sub>120</sub>	—	—	—	RS6440	RS5117 <sup>4</sup>	RS5118 <sup>22</sup>
1993-81	4WD Bronco Rancho Kit w/ Radius Arms	3"	3"	—	—	—	—	RS6570	RS999117 <sup>4</sup> <sub>XL</sub>	RS999118 <sup>22</sup> <sub>XL</sub>
1979-78	4WD Bronco w/o Quad Shocks	3"	2½"	RS80114 <sup>8</sup> <sub>19</sub>	—	—	RS75114	—	RS5136 <sup>4</sup>	RS5118 <sup>22</sup>
1979-78	4WD Bronco w/Quad Shocks	3"	2½"	RS80114 <sup>8</sup> <sub>19</sub>	—	—	RS75114	—	RS999115 <sup>XL</sup>	RS999118 <sup>XL</sup>
1979-78	4WD Bronco	0-1"	—	RS6403	—	—	—	—	RS5115 <sup>4</sup>	RS5118 <sup>22</sup>
									RS999117 <sup>4</sup> <sub>XL</sub>	RS999113 <sup>22</sup> <sub>XL</sub>
									RS5117 <sup>4</sup>	RS5113 <sup>22</sup>
<b>FORD — Excursion 4 W.D.</b>										
2004-00	4WD Excursion Diesel	4"	4"	RS44056 <sup>02</sup>	RS6553	—	—	—	RS999264 <sup>XL</sup>	RS999275 <sup>XL</sup>
2004-00	4WD Excursion — Exc. Diesel	4"	—	RS44054 <sup>02</sup>	RS6553	—	—	—	RS19264 <sup>PS</sup>	RS999264 <sup>XL</sup>
									RS19264 <sup>PS</sup>	RS999275 <sup>XL</sup>
<b>FORD — Expedition 4 W.D.</b>										
2006-03	4WD Expedition — Exc. Air Suspension	1¼"	1¼"	—	—	—	—	—	RS999767 <sup>0L</sup>	RS999796 <sup>0L</sup>
2002-99	4WD Expedition 5.4l w/o Air Ride option	4"	4"	—	RS8706B <sub>202</sub>	—	—	RS6482 <sup>18,206</sup>	RS999237 <sup>XL</sup>	RS999112 <sup>XL</sup>
1998-97	4WD Expedition 5.4l w/o Air Ride option	4"	4"	—	RS8706B <sub>202</sub>	—	—	RS6481 <sup>18</sup>	RS19237 <sup>PS</sup>	RS5112
									RS999237 <sup>XL</sup>	RS999112 <sup>XL</sup>
									RS19237 <sup>PS</sup>	RS5112
									RS5237	
<b>FORD — Expedition 2 W.D.</b>										
2006-03	2WD Expedition — Exc. Air Suspension	1¼"	1¼"	—	—	—	—	—	RS999767 <sup>0L</sup>	RS999796 <sup>0L</sup>
<b>FORD — Explorer 4 W.D.</b>										
2005-04	4WD Explorer — Exc. Air Suspension	1½"	1¼"	—	—	—	—	—	RS999797 <sup>0L</sup>	RS999781 <sup>0L</sup>
2003-02	4WD Explorer — Exc. Air Suspension	1½"	1¼"	—	—	—	—	—	RS999780 <sup>0L</sup>	RS999781 <sup>0L</sup>
<b>FORD — Explorer 2 W.D.</b>										
2006-04	2WD Explorer — Exc. Air Suspension	1½"	1¼"	—	—	—	—	—	RS999797 <sup>0L</sup>	RS999781 <sup>0L</sup>
2003-02	2WD Explorer — Exc. Air Suspension	1½"	1¼"	—	—	—	—	—	RS999780 <sup>0L</sup>	RS999781 <sup>0L</sup>

Q2 Qty. Req. 2

WARNING: Installation of a Rancho Suspension System can increase the risk of vehicle rollover in abrupt maneuvers.

Many states have laws governing modification of original equipment suspension systems. Such laws may prohibit any modification which adversely affects safety or any modification altering the suspension more than a specific number of inches. Rancho Suspension recommends that you contact local law enforcement authorities in your area before modifying your suspension.

# Suspension

YEAR	MODEL	RAISED HEIGHT		FRONT SPRINGS	FRONT KIT(S)	REAR SPRINGS	REAR KIT(S)	PRIMARY SUSPENSION SYSTEM	SHOCK ABSORBERS	
		FRONT	REAR						FRONT	REAR
<b>FORD</b>										
<b>FORD — Pickup (½ Ton) 4 W.D. (F Series)</b>										
2008- Dec 04	4WD F-150 (½ Ton) w/ Automatic Transmission — Exc. 8200 GVW & Models w/ All Wheel Drive	4"	2½"	—	RS8718B <sup>202</sup> RS8718 <sup>202</sup>	—	—	RS6589 RS6589B	RS999769 <sup>XL</sup>	RS999287 <sup>XL</sup> RS19287 <sup>PS</sup> RS5287
2008-04	4WD F-150 (½ Ton) — Exc. 8200 GVW and All Wheel Drive	2"	0"	—	—	—	—	—	RS999792 <sup>OL</sup>	RS999286 <sup>XL</sup> RS5286
Nov 04- 04	4WD F-150 (½ Ton) w/ Automatic Transmission — Exc. 8200 GVW & Models w/ All Wheel Drive	4"	2½"	—	RS8718B <sup>202</sup> RS8718 <sup>202</sup>	—	—	—	RS999769 <sup>XL</sup>	RS999287 <sup>XL</sup> RS19287 <sup>PS</sup>
2004	4WD F-150 (½ Ton) Heritage Series (Old Body Style) — Exc. 7700 GVW & Manual Transmission	4"	3"	—	RS8706B <sup>202</sup>	—	—	RS6488 <sup>18,197</sup> RS6488B <sup>18,197</sup>	RS999237 <sup>XL</sup> RS19237 <sup>PS</sup> RS5237	RS999238 <sup>XL</sup> RS19238 <sup>PS</sup> RS5238
2003-01	4WD F-150 (½ Ton) Supercrew 5.4L — Exc. Manual Transmission	4"	3"	—	RS8706B <sup>202</sup>	—	—	RS6488 <sup>18,192,197</sup> RS6488B <sup>18,192,197</sup>	RS999237 <sup>XL</sup> RS19237 <sup>PS</sup> RS5237	RS999238 <sup>XL</sup> RS19238 <sup>PS</sup> RS5238
2003-00	4WD F-150 (½ Ton) - 5.4L — Exc. Reg. Cab Short Bed & Models w/ 7700 GVW Exc. Manual Transmission	4"	3"	—	RS8706B <sup>202</sup>	—	—	RS6488 <sup>18,197</sup> RS6488B <sup>18,197</sup>	RS999237 <sup>XL</sup> RS19237 <sup>PS</sup> RS5237	RS999238 <sup>XL</sup> RS19238 <sup>PS</sup> RS5238
2003-97	4WD F-150 (½ Ton) - 4.2, 4.6L — Exc. 7700 GVW & Manual Transmission	4"	3"	—	RS8706B <sup>202</sup>	—	—	RS6488 <sup>18,197</sup> RS6488B <sup>18,197</sup>	RS999237 <sup>XL</sup> RS19237 <sup>PS</sup> RS5237	RS999238 <sup>XL</sup> RS19238 <sup>PS</sup> RS5238
1999-97	4WD F-150 (½ Ton) - 5.4L — Exc. Reg. Cab Short Bed & Models w/ 7700 GVW Exc. Manual Transmission	4"	3"	—	RS8706B <sup>202</sup>	—	—	RS6489 RS6489B	RS999237 <sup>XL</sup> RS19237 <sup>PS</sup> RS5237	RS999238 <sup>XL</sup> RS19238 <sup>PS</sup> RS5238
1996-94	4WD F-150 (½ Ton) Rancho Kit w/o Radius Arms	4"	3"	RS6406 <sup>26,120</sup>	—	—	—	RS6440	RS999117 <sup>4, XL</sup> RS5117 <sup>4</sup>	RS999112 <sup>XL</sup> RS5112
1996-90	4WD F-150 (½ Ton) - reg. cab, short bed (116.8" WB)	1-2"	0"	RS6418	—	—	—	—	RS999029 <sup>XL</sup> RS5029	RS999116 <sup>XL</sup> RS5116
1993-81	4WD F-150 (½ Ton) Rancho Kit w/ Radius Arms	4"	3"	RS6406 <sup>26,120</sup>	—	—	—	RS6570	RS999117 <sup>4, XL</sup> RS5117 <sup>4</sup>	RS999112 <sup>XL</sup> RS5112
1993-81	4WD F-150 (½ Ton) Rancho Kit w/o Radius Arms	4"	3"	RS6406 <sup>26,120</sup>	—	—	—	RS6440	RS999117 <sup>4, XL</sup> RS5117 <sup>4</sup>	RS999112 <sup>XL</sup> RS5112
1993-81	4WD F-150 (½ Ton) Rancho Kit w/ Radius Arms	3"	3"	—	—	—	—	RS6570	RS999136 <sup>4, XL</sup> RS5136 <sup>4</sup>	RS999112 <sup>XL</sup> RS5112
1989-80	4WD F-150 (½ Ton) reg. cab, long bed (133" WB)	1-2"	0"	RS6418	—	—	—	—	RS999029 <sup>XL</sup> RS5029	RS999116 <sup>XL</sup> RS5116
1979-78	4WD F-150 (½ Ton) w/o Quad Shocks	3"	2½"	RS80114 <sup>8,19</sup>	—	—	RS75118	—	RS999115 <sup>4, XL</sup> RS5115 <sup>4</sup>	RS999009 <sup>XL</sup> RS5009
1979-78	4WD F-150 (½ Ton) w/Quad Shocks	3"	2½"	RS80114 <sup>8,19</sup>	—	—	RS75118	—	RS999115 <sup>4, XL</sup> RS5115 <sup>4</sup>	RS999009 <sup>XL</sup> RS5009
1979-77	4WD F-100, F-150 (½ Ton) Super Cab w/coil springs	3"	2½"	RS80114 <sup>8,19</sup>	—	—	RS75118	—	RS999115 <sup>XL</sup> RS5115	RS999009 <sup>XL</sup> RS5009

Rancho Part Numbers ending with the letter "B" Designate Black Finish.

Rancho does not recommend or endorse the use of its products in conjunction with those of other aftermarket suspension or lift kit manufacturers.

FOOTNOTES MUST BE READ! THEY CONTAIN IMPORTANT INFORMATION AND RECOMMENDATIONS PERTAINING TO CERTAIN APPLICATIONS. 109

# Suspension

YEAR	MODEL	RAISED HEIGHT		FRONT SPRINGS	FRONT KIT(S)	REAR SPRINGS	REAR KIT(S)	PRIMARY SUSPENSION SYSTEM	SHOCK ABSORBERS	
		FRONT	REAR						FRONT	REAR
<b>FORD</b>										
<b>FORD — Pickup (½ Ton) 4 W.D. (F Series) — Continued</b>										
1979-77	4WD F-150 (½ Ton) Super Cab w/leaf springs	3½"	2½"	RS46053S <sup>02</sup>	—	—	RS75118	—	RS999014 <sup>XL</sup> RS5014	RS999009 <sup>XL</sup> RS5009
1979-77	4WD F-100, F-150 (½ Ton)	0-1"	—	RS6403 <sup>8</sup>	—	—	—	—	RS999117 <sup>XL</sup> RS5117	RS999115 <sup>XL</sup> RS5115
1976	4WD F-100, F-150 (½ Ton) Super Cab	3"	2½"	RS80114 <sup>8,19</sup>	—	—	RS75118	—	RS999118 <sup>XL</sup> RS5118	RS999009 <sup>XL</sup> RS5009
1976-70	4WD F-100, F-150 (½ Ton)	0-1"	—	RS6403	—	—	—	—	RS5140	RS999115 <sup>XL</sup> RS5115
1975-73	4WD F-100, F-150 (½ Ton)	3"	2½"	RS80114 <sup>8</sup>	—	—	RS75118	—	RS999118 <sup>XL</sup> RS5118	RS999009 <sup>XL</sup> RS5009
1969-66	4WD F-100, F-150 (½ Ton)	0-1"	—	RS6403	—	—	—	—	RS5140	RS999118 <sup>XL</sup> RS5118
<b>FORD — Pickup (½ Ton) 2 W.D. (F Series)</b>										
2008-04	2WD F-150 (½ Ton)	1½"	0"	—	—	—	—	—	RS999767 <sup>0L</sup>	RS999285 <sup>XL</sup>
1996-90	2WD F-150 (½ Ton) w/o trailer tow pkg. — Exc. Super Cab, Long Bed	1-2"	0"	RS6418	—	—	—	—	RS999029 <sup>XL</sup> RS5029	RS999118 <sup>XL</sup> RS5118
1996-81	2WD F-150 (½ Ton) Rancho Kit w/o Radius Arms	4"	3"	RS6406 <sup>26,120</sup>	—	—	—	RS6440	RS999117 <sup>XL</sup> RS5117	RS999116 <sup>XL</sup> RS5116
1996-80	2WD F-100, F-150 (½ Ton) — Exc. Super Cab, Long Bed	0-2"	0"	RS6418	—	—	—	—	RS999029 <sup>XL</sup> RS5029	RS999118 <sup>XL</sup> RS5118
<b>FORD — Pickup (¾ Ton) 4 W.D. (F Series)</b>										
2008	4WD F-250 Superduty (¾ Ton) Diesel & V10 w/ Automatic Transmission — Exc. All Wheel Drive	4"	2½"	RS80117 <sup>256</sup> RS80117B <sup>256</sup>	—	—	—	RS6514 <sup>*,256</sup> RS6514B <sup>256</sup>	RS999044 <sup>XL</sup> RS19044 <sup>PS</sup> RS5044	RS999261 <sup>XL</sup> RS19261 <sup>PS</sup> RS5261
2008	4WD F-250 Superduty (¾ Ton) V8 w/ Automatic Transmission — Exc. All Wheel Drive	4"	2½"	RS80119 RS80119B	—	—	—	RS6514 <sup>*</sup> RS6514B	RS999044 <sup>XL</sup> RS19044 <sup>PS</sup> RS5044	RS999261 <sup>XL</sup> RS19261 <sup>PS</sup> RS5261
2008	4WD F-250 Superduty (¾ Ton) Diesel & V10 w/ Automatic Transmission — Exc. All Wheel Drive	2½"	—	RS80116 RS80116B	—	—	—	RS6515 RS6515B	RS999043 <sup>XL</sup> RS5043	RS999254 <sup>XL</sup> RS5254
2008	4WD F-250 Superduty (¾ Ton) V8 w/ Automatic Transmission — Exc. All Wheel Drive	2½"	—	RS80118 RS80118B	—	—	—	RS6515 RS6515B	RS999043 <sup>XL</sup> RS5043	RS999254 <sup>XL</sup> RS5254
2007-05	4WD F-250 Superduty (¾ Ton) Diesel & V10 w/ Automatic Transmission — Exc. All Wheel Drive	4"	2½"	RS80117 <sup>256</sup> RS80117B <sup>256</sup>	—	—	—	RS6511 RS6511B	RS999044 <sup>XL</sup> RS19044 <sup>PS</sup> RS5044	RS999261 <sup>XL</sup> RS19261 <sup>PS</sup> RS5261
2007-05	4WD F-250 Superduty (¾ Ton) V8 w/ Automatic Transmission — Exc. All Wheel Drive	4"	2½"	RS80119 RS80119B	—	—	—	RS6511 RS6511B	RS999044 <sup>XL</sup> RS19044 <sup>PS</sup> RS5044	RS999261 <sup>XL</sup> RS19261 <sup>PS</sup> RS5261
2007-05	4WD F-250 Superduty (¾ Ton) Diesel & V10 w/ Automatic Transmission — Exc. All Wheel Drive	2½"	—	RS80116 RS80116B	—	—	—	RS6510 RS6510B	RS999043 <sup>XL</sup> RS5043	RS999254 <sup>XL</sup> RS5254

Q2 Qty. Req. 2

**WARNING:** Installation of a Rancho Suspension System can increase the risk of vehicle rollover in abrupt maneuvers.

Many states have laws governing modification of original equipment suspension systems. Such laws may prohibit any modification which adversely affects safety or any modification altering the suspension more than a specific number of inches. Rancho Suspension recommends that you contact local law enforcement authorities in your area before modifying your suspension.

**110** FOOTNOTES MUST BE READ! THEY CONTAIN IMPORTANT INFORMATION AND RECOMMENDATIONS PERTAINING TO CERTAIN APPLICATIONS.



# Suspension

YEAR	MODEL	RAISED HEIGHT		FRONT SPRINGS	FRONT KIT(S)	REAR SPRINGS	REAR KIT(S)	PRIMARY SUSPENSION SYSTEM	SHOCK ABSORBERS	
		FRONT	REAR						FRONT	REAR
<b>FORD</b>										
<b>FORD — Pickup (¾ Ton) 4 W.D. (F Series) — Continued</b>										
2007-05	4WD F-250 Superduty (¾ Ton) V8 w/ Automatic Transmission — Exc. All Wheel Drive	2½"	—	RS80118 RS80118B	—	—	—	RS6510 RS6510B	RS999043 <sup>XL</sup> RS5043	RS999254 <sup>XL</sup> RS5254
2004-00	4WD F-250 Superduty (¾ Ton) Diesel	4"	2½"	RS44056 <sup>02</sup>	RS6553	OPTIONS <sub>205</sub>	—	—	RS999264 <sup>XL</sup> RS19264 <sup>PS</sup> RS5264 RSX17341	RS999261 <sup>XL</sup> RS19261 <sup>PS</sup> RS5261 RSX17342
2004-00	4WD F-250 Superduty (¾ Ton) — Exc. Diesel	4"	2½"	RS44054 <sup>02</sup>	RS6553	OPTIONS <sub>205</sub>	—	—	RS999264 <sup>XL</sup> RS19264 <sup>PS</sup> RS5264 RSX17341	RS999261 <sup>XL</sup> RS19261 <sup>PS</sup> RS5261 RSX17342
2004-00	4WD F-250 Superduty (¾ Ton) Rancho Leveling System w/ Diesel	2½"	—	RS44057 <sup>02</sup>	RS6653	—	—	—	RS999264 <sup>XL</sup> RS19264 <sup>PS</sup> RS5264 RSX17341	RS999254 <sup>XL</sup> RS5254 RSX17072
2004-00	4WD F-250 Superduty (¾ Ton) Rancho Leveling System — Exc. Diesel	2½"	—	RS44055 <sup>02</sup>	RS6653	—	—	—	RS999264 <sup>XL</sup> RS19264 <sup>PS</sup> RS5264 RSX17341	RS999254 <sup>XL</sup> RS5254 RSX17072
2004-99	4WD F-250 Superduty (¾ Ton) Rear Lift Options Add-A-Leaf <sup>205</sup> Block Kit <sup>205</sup>	—	2"	—	—	—	RS60642	—	—	—
		—	1-2½"	—	—	—	RS80053	—	—	—
Dec 99- Mar 99	4WD F-250 Superduty (¾ Ton) Diesel	4"	2½"	RS44056 <sup>02</sup>	RS6552 <sup>187</sup>	OPTIONS <sub>205</sub>	—	—	RS999264 <sup>XL</sup> RS19264 <sup>PS</sup> RS5264 RSX17341	RS999261 <sup>XL</sup> RS19261 <sup>PS</sup> RS5261 RSX17342
Dec 99- Mar 99	4WD F-250 Superduty (¾ Ton) — Exc. Diesel	4"	2½"	RS44054 <sup>02</sup>	RS6552 <sup>189</sup>	OPTIONS <sub>205</sub>	—	—	RS999264 <sup>XL</sup> RS19264 <sup>PS</sup> RS5264 RSX17341	RS999261 <sup>XL</sup> RS19261 <sup>PS</sup> RS5261 RSX17342
Mar 99- 99	4WD F-250 Superduty (¾ Ton) Diesel	4"	2½"	RS44056 <sup>02</sup>	RS6542 <sup>187</sup>	OPTIONS <sub>205</sub>	—	—	RS999264 <sup>XL</sup> RS19264 <sup>PS</sup> RS5264 RSX17341	RS999261 <sup>XL</sup> RS19261 <sup>PS</sup> RS5261 RSX17342
Mar 99- 99	4WD F-250 Superduty (¾ Ton) — Exc. Diesel	4"	2½"	RS44054 <sup>02</sup>	RS6542 <sup>187</sup>	OPTIONS <sub>205</sub>	—	—	RS999264 <sup>XL</sup> RS19264 <sup>PS</sup> RS5264 RSX17341	RS999261 <sup>XL</sup> RS19261 <sup>PS</sup> RS5261 RSX17342
1997	4WD F-250 (¾ Ton) 5.4l w/o Air Ride option	4"	3"	—	RS8706B <sub>202</sub>	—	—	RS6485 <sup>196</sup>	RS999237 <sup>XL</sup> RS19237 <sup>PS</sup> RS5237	RS5243
1996-87	4WD F-250 (¾ Ton) w/ 3.1" Dia Rear Axle — Exc. Diesel <sub>126</sub>	4"	2½"	RS44051 <sup>02</sup>	—	—	RS75115	—	RS999165 <sup>XL</sup> RS5165	RS999112 <sup>XL</sup> RS5112
1996-87	4WD F-250 (¾ Ton) w/ 3.5" Dia Rear Axles — Exc. Diesel <sub>126</sub>	4"	2½"	RS44051 <sup>02</sup>	—	—	—	—	RS999165 <sup>XL</sup> RS5165	RS999112 <sup>XL</sup> RS5112
1996-87	4WD F-250 (¾ Ton) w/ Diesel & 3.1" Dia Rear Axle	4"	2½"	RS44053 <sup>02</sup>	—	—	RS75115	—	RS999165 <sup>XL</sup> RS5165	RS999112 <sup>XL</sup> RS5112
1996-87	4WD F-250 (¾ Ton) w/ Diesel & 3.5" Dia Rear Axle	4"	2½"	RS44053 <sup>02</sup>	—	—	—	—	RS999165 <sup>XL</sup> RS5165	RS999112 <sup>XL</sup> RS5112

Q2 Qty. Req. 2

Rancho Part Numbers ending with the letter "B" Designate Black Finish.

Rancho does not recommend or endorse the use of its products in conjunction with those of other aftermarket suspension or lift kit manufacturers.

FOOTNOTES MUST BE READ! THEY CONTAIN IMPORTANT INFORMATION AND RECOMMENDATIONS PERTAINING TO CERTAIN APPLICATIONS. 111

# Suspension

YEAR	MODEL	RAISED HEIGHT		FRONT SPRINGS	FRONT KIT(S)	REAR SPRINGS	REAR KIT(S)	PRIMARY SUSPENSION SYSTEM	SHOCK ABSORBERS	
		FRONT	REAR						FRONT	REAR
<b>FORD</b>										
<b>FORD — Pickup (¾ Ton) 4 W.D. (F Series) — Continued</b>										
1986-81	4WD F-250 (¾ Ton) w/ 3.1" Dia Rear Axle — Exc. Diesel 126	4"	2½"	RS44051 <sup>02</sup>	—	—	RS75115	—	RS5138	RS999112 <sup>XL</sup> RS5112
1986-81	4WD F-250 (¾ Ton) w/ 3.5" Dia Rear Axles — Exc. Diesel 126	4"	2½"	RS44051 <sup>02</sup>	—	—	—	—	RS5138	RS999112 <sup>XL</sup> RS5112
1986-81	4WD F-250 (¾ Ton) w/ Diesel & 3.1" Dia Rear Axle	4"	2½"	RS44053 <sup>02</sup>	—	—	RS75115	—	RS5138	RS999112 <sup>XL</sup> RS5112
1986-81	4WD F-250 (¾ Ton) w/ Diesel & 3.5" Dia Rear Axle	4"	2½"	RS44053 <sup>02</sup>	—	—	—	—	RS5138	RS999112 <sup>XL</sup> RS5112
1979-77	4WD F-250 (¾ Ton) w/leaf springs	3½"	2½"	RS46053S <sup>02</sup>	—	—	RS75118	—	RS999014 <sup>XL</sup> RS5014	RS999009 <sup>XL</sup> RS5009
1977-67	4WD F-250 (¾ Ton) - Hgt. range 1½"-3½"	2½"	—	RS46053S <sup>02</sup>	—	—	—	—	RS999014 <sup>XL</sup> RS5014	RS999116 <sup>XL</sup> RS5116
<b>FORD — Pickup (¾ Ton) 2 W.D. (F Series)</b>										
1996-87	2WD F-250 (¾ Ton) - Ball Joint Style Front End Only Rancho Kit w/ Radius Arms	4"	3"	RS6406 <sup>26</sup> <sub>120</sub>	—	—	—	RS6586	RS999117 <sup>XL</sup> RS5117	RS999112 <sup>XL</sup> RS5112
1996-87	2WD F-250 (¾ Ton) - Ball Joint Style Front End Only Rancho Kit w/o Radius Arms	4"	3"	RS6406 <sup>26</sup> <sub>120</sub>	—	—	—	RS6440	RS999117 <sup>XL</sup> RS5117	RS999112 <sup>XL</sup> RS5112
1996-87	2WD F-250 (¾ Ton) - Ball Joint Style Front End Only	3"	3"	—	—	—	—	RS6586	RS999136 <sup>XL</sup> RS5136	RS999112 <sup>XL</sup> RS5112
<b>FORD — Pickup (1 Ton) 4 W.D. (F Series)</b>										
2008	4WD F-350 Superduty (1 Ton) Diesel & V10 w/ Single Rear Wheels & Automatic Transmission — Exc. Chassis Cab or All Wheel Drive	4"	2½"	RS80117 <sup>256</sup> RS80117B <sup>256</sup>	—	—	—	RS6514 <sup>•256</sup> RS6514B <sup>256</sup>	RS999044 <sup>XL</sup> RS19044 <sup>PS</sup> RS5044	RS999261 <sup>XL</sup> RS19261 <sup>PS</sup> RS5261
2008	4WD F-350 Superduty (1 Ton) V8 w/ Single Rear Wheels & Automatic Transmission — Exc. Chassis Cab or All Wheel Drive	4"	2½"	RS80119 RS80119B	—	—	—	RS6514 <sup>•</sup> RS6514B	RS999044 <sup>XL</sup> RS19044 <sup>PS</sup> RS5044	RS999261 <sup>XL</sup> RS19261 <sup>PS</sup> RS5261
2008	4WD F-350 Superduty (1 Ton) Diesel & V10 w/ Automatic Transmission — Exc. Chassis Cab or All Wheel Drive	2½"	—	RS80116 RS80116B	—	—	—	RS6515 RS6515B	RS999043 <sup>XL</sup> RS5043	RS5247
2008	4WD F-350 Superduty (1 Ton) V8 w/ Automatic Transmission — Exc. Chassis Cab or All Wheel Drive	2½"	—	RS80118 RS80118B	—	—	—	RS6515 RS6515B	RS999043 <sup>XL</sup> RS5043	RS5247
2007-05	4WD F-350 Superduty (1 Ton) Diesel & V10 w/ Single Rear Wheels & Automatic Transmission — Exc. Chassis Cab or All Wheel Drive	4"	2½"	RS80117 <sup>256</sup> RS80117B <sup>256</sup>	—	—	—	RS6511 RS6511B	RS999044 <sup>XL</sup> RS19044 <sup>PS</sup> RS5044	RS999045 <sup>XL</sup> RS19045 <sup>PS</sup> RS5045
2007-05	4WD F-350 Superduty (1 Ton) V8 w/ Single Rear Wheels & Automatic Transmission — Exc. Chassis Cab or All Wheel Drive	4"	2½"	RS80119 RS80119B	—	—	—	RS6511 RS6511B	RS999044 <sup>XL</sup> RS19044 <sup>PS</sup> RS5044	RS999045 <sup>XL</sup> RS19045 <sup>PS</sup> RS5045

Q2 Qty. Req. 2

WARNING: Installation of a Rancho Suspension System can increase the risk of vehicle rollover in abrupt maneuvers.

Many states have laws governing modification of original equipment suspension systems. Such laws may prohibit any modification which adversely affects safety or any modification altering the suspension more than a specific number of inches. Rancho Suspension recommends that you contact local law enforcement authorities in your area before modifying your suspension.

# Suspension

YEAR	MODEL	RAISED HEIGHT		FRONT SPRINGS	FRONT KIT(S)	REAR SPRINGS	REAR KIT(S)	PRIMARY SUSPENSION SYSTEM	SHOCK ABSORBERS	
		FRONT	REAR						FRONT	REAR
<b>FORD</b>										
<b>FORD — Pickup (1 Ton) 4 W.D. (F Series) — Continued</b>										
2007-05	4WD F-350 Superduty (1 Ton) Diesel & V10 w/ Dual Rear Wheels & Automatic Transmission — Exc. Chassis Cab or All Wheel Drive	2½"	—	RS80116 RS80116B	—	—	—	RS6510 RS6510B	RS999043 <sup>XL</sup> RS5043	RS999254 <sup>XL</sup> RS5254
2007-05	4WD F-350 Superduty (1 Ton) Diesel & V10 w/ Single Rear Wheels & Automatic Transmission — Exc. Chassis Cab or All Wheel Drive	2½"	—	RS80116 RS80116B	—	—	—	RS6510 RS6510B	RS999043 <sup>XL</sup> RS5043	RS999047 <sup>XL</sup> RS5047
2007-05	4WD F-350 Superduty (1 Ton) V8 w/ Dual Rear Wheels & Automatic Transmission — Exc. Chassis Cab or All Wheel Drive	2½"	—	RS80118 RS80118B	—	—	—	RS6510 RS6510B	RS999043 <sup>XL</sup> RS5043	RS999254 <sup>XL</sup> RS5254
2007-05	4WD F-350 Superduty (1 Ton) V8 w/ Single Rear Wheels & Automatic Transmission — Exc. Chassis Cab or All Wheel Drive	2½"	—	RS80118 RS80118B	—	—	—	RS6510 RS6510B	RS999043 <sup>XL</sup> RS5043	RS999047 <sup>XL</sup> RS5047
2004-00	4WD F-350 Superduty (1 Ton) Diesel — Exc. Chassis Cab & Dual Rear Wheels	4"	2½"	RS44056 <sup>02</sup>	RS6553	OPTIONS <sup>205</sup>	—	—	RS999264 <sup>XL</sup> RS19264 <sup>PS</sup> RS5264 RSX17341	RS999261 <sup>XL</sup> RS19261 <sup>PS</sup> RS5261 RSX17342
2004-00	4WD F-350 Superduty (1 Ton) — Exc. Diesel, Chassis Cab & Dual Rear Wheels	4"	2½"	RS44054 <sup>02</sup>	RS6553	OPTIONS <sup>205</sup>	—	—	RS999264 <sup>XL</sup> RS19264 <sup>PS</sup> RS5264 RSX17341	RS999261 <sup>XL</sup> RS19261 <sup>PS</sup> RS5261 RSX17342
2004-00	4WD F-350 Superduty (1 Ton) Rancho Leveling System w/ Diesel — Exc. Chassis Cab & Dual Rear Wheels	2½"	—	RS44057 <sup>02</sup>	RS6653	—	—	—	RS999264 <sup>XL</sup> RS19264 <sup>PS</sup> RS5264 RSX17341	RS999254 <sup>XL</sup> RS5254 RSX17072
2004-00	4WD F-350 Superduty (1 Ton) Rancho Leveling System — Exc. Diesel, Chassis Cab & Dual Rear Wheels	2½"	—	RS44055 <sup>02</sup>	RS6653	—	—	—	RS999264 <sup>XL</sup> RS19264 <sup>PS</sup> RS5264 RSX17341	RS999254 <sup>XL</sup> RS5254 RSX17072
2004-99	4WD F-350 Superduty (1 Ton) Rear Lift Options — Exc. Dual Rear Wheels+ Add-A-Leaf <sup>205</sup> Block Kit <sup>205</sup>	—	2" 1-2½"	—	—	—	RS60642 RS80053	—	—	—
Dec 99- Mar 99	4WD F-350 Superduty (1 Ton) Diesel — Exc. Chassis Cab & Dual Rear Wheels	4"	2½"	RS44056 <sup>02</sup>	RS6552 <sup>189</sup>	OPTIONS <sup>205</sup>	—	—	RS999264 <sup>XL</sup> RS19264 <sup>PS</sup> RS5264 RSX17341	RS999261 <sup>XL</sup> RS19261 <sup>PS</sup> RS5261 RSX17342
Dec 99- Mar 99	4WD F-350 Superduty (1 Ton) — Exc. Diesel, Chassis Cab & Dual Rear Wheels	4"	2½"	RS44054 <sup>02</sup>	RS6552 <sup>189</sup>	OPTIONS <sup>205</sup>	—	—	RS999264 <sup>XL</sup> RS19264 <sup>PS</sup> RS5264 RSX17341	RS999261 <sup>XL</sup> RS19261 <sup>PS</sup> RS5261 RSX17342
Mar 99- 99	4WD F-350 Superduty (1 Ton) Diesel — Exc. Chassis Cab & Dual Rear Wheels	4"	2½"	RS44056 <sup>02</sup>	RS6542 <sup>187</sup>	OPTIONS <sup>205</sup>	—	—	RS999264 <sup>XL</sup> RS19264 <sup>PS</sup> RS5264 RSX17341	RS999261 <sup>XL</sup> RS19261 <sup>PS</sup> RS5261 RSX17342

Q2 Qty. Req. 2

Rancho Part Numbers ending with the letter "B" Designate Black Finish.

Rancho does not recommend or endorse the use of its products in conjunction with those of other aftermarket suspension or lift kit manufacturers.

FOOTNOTES MUST BE READ! THEY CONTAIN IMPORTANT INFORMATION AND RECOMMENDATIONS PERTAINING TO CERTAIN APPLICATIONS. 113

# Suspension

YEAR	MODEL	RAISED HEIGHT		FRONT SPRINGS	FRONT KIT(S)	REAR SPRINGS	REAR KIT(S)	PRIMARY SUSPENSION SYSTEM	SHOCK ABSORBERS	
		FRONT	REAR						FRONT	REAR
<b>FORD</b>										
<b>FORD — Pickup (1 Ton) 4 W.D. (F Series) — Continued</b>										
Mar 99-99	4WD F-350 Superduty (1 Ton) — Exc. Diesel, Chassis Cab & Dual Rear Wheels	4"	2½"	RS44054 <sup>Q2</sup>	RS6542 <sup>187</sup>	OPTIONS <sup>205</sup>	—	—	RS999264 <sup>XL</sup> RS19264 <sup>PS</sup> RS5264 RSX17341	RS999261 <sup>XL</sup> RS19261 <sup>PS</sup> RS5261 RSX17342
<b>GMC</b>										
<b>GMC — Jimmy 4 W.D. Full Size (K &amp; V Models)</b>										
1991-87	4WD Jimmy Full Size Rear Suspension Lifted by Block	4"	4"	RS86206 <sup>10, 11, Q2</sup>	RS707	—	RS80054 <sup>2</sup>	—	RS999001 <sup>4, Q2, XL</sup> RS5001 <sup>4</sup>	RS999112 <sup>XL</sup> RS5112
1991-87	4WD Jimmy Full Size Rear Suspension Lifted by Spring & Block	4"	4"	RS86206 <sup>10, 11, 211, Q2</sup>	RS707	RS86209 <sup>35, 92, Q2</sup>	RS70054 <sup>13</sup>	—	RS999001 <sup>4, Q2, XL</sup> RS5001 <sup>4</sup>	RS999112 <sup>XL</sup> RS5112
1991-87	4WD Jimmy Full Size Rear Suspension Lifted by Block	2½"	2½"	RS86202 <sup>10, Q2</sup>	RS707	—	RS70054 <sup>32</sup>	—	RS999001 <sup>4, Q2, XL</sup> RS5001 <sup>4</sup>	RS999112 <sup>XL</sup> RS5112
1991-87	4WD Jimmy Full Size Rear Suspension Lifted by Spring	2½"	2½"	RS86202 <sup>10, Q2</sup>	RS707	RS86209 <sup>35, 92, Q2</sup>	—	—	RS999001 <sup>4, Q2, XL</sup> RS5001 <sup>4</sup>	RS999112 <sup>XL</sup> RS5112
1991-87	4WD Jimmy Full Size Pre-Runner Style Springs <sup>156</sup>	2½"	2½"	RS86210 <sup>10, Q2</sup>	RS707	RS86211 <sup>35, 92, Q2</sup>	—	—	RS999001 <sup>4, Q2, XL</sup> RS5001 <sup>4</sup>	RS999112 <sup>XL</sup> RS5112
1987-73	4WD Jimmy Full Size	1-1½"	—	RS86201 <sup>Q2</sup>	—	—	—	—	RS999151 <sup>4, XL</sup> RS5151 <sup>4</sup>	RS999118 <sup>XL</sup> RS5118
1986- July 76	4WD Jimmy Full Size Rear Suspension Lifted by Spring & Block	4"	4"	RS86206 <sup>2, 11, 155, 211, Q2</sup>	RS705	RS86209 <sup>35, 92, Q2</sup>	RS70054 <sup>13</sup>	—	RS999001 <sup>4, Q2, XL</sup> RS5001 <sup>4</sup>	RS999112 <sup>XL</sup> RS5112
1986- July 76	4WD Jimmy Full Size Rear Suspension Lifted by Block	4"	4"	RS86206 <sup>2, 11, 155, Q2</sup>	RS705	—	RS80054	—	RS999001 <sup>4, Q2, XL</sup> RS5001 <sup>4</sup>	RS999112 <sup>XL</sup> RS5112
1986- July 76	4WD Jimmy Full Size Rear Suspension Lifted by Block	2½"	2½"	RS86202 <sup>2, Q2</sup>	RS705	—	RS70054 <sup>32</sup>	—	RS999001 <sup>4, Q2, XL</sup> RS5001 <sup>4</sup>	RS999112 <sup>XL</sup> RS5112
1986- July 76	4WD Jimmy Full Size Rear Suspension Lifted by Spring	2½"	2½"	RS86202 <sup>2, Q2</sup>	RS705	RS86209 <sup>35, 92, Q2</sup>	—	—	RS999001 <sup>4, Q2, XL</sup> RS5001 <sup>4</sup>	RS999112 <sup>XL</sup> RS5112
1986- July 76	4WD Jimmy Full Size Pre-Runner Style Springs <sup>156</sup>	2½"	2½"	RS86210 <sup>2, Q2</sup>	RS705	RS86211 <sup>35, 92, Q2</sup>	—	—	RS999001 <sup>4, Q2, XL</sup> RS5001 <sup>4</sup>	RS999112 <sup>XL</sup> RS5112
1976-73	4WD Jimmy Full Size Rear Suspension Lifted by Block	4"	4"	RS86206 <sup>11, Q2</sup>	RS703	—	RS80054 <sup>32</sup>	—	RS999001 <sup>4, Q2, XL</sup> RS5001	RS999112 <sup>XL</sup> RS5112
1976-73	4WD Jimmy Full Size Rear Suspension Lifted by Spring & Block	4"	4"	RS86206 <sup>11, 211, Q2</sup>	RS703	RS86209 <sup>35, 92, Q2</sup>	RS70054 <sup>13</sup>	—	RS999001 <sup>4, Q2, XL</sup> RS5001	RS999112 <sup>XL</sup> RS5112

Q2 Qty. Req. 2

**WARNING:** Installation of a Rancho Suspension System can increase the risk of vehicle rollover in abrupt maneuvers.

Many states have laws governing modification of original equipment suspension systems. Such laws may prohibit any modification which adversely affects safety or any modification altering the suspension more than a specific number of inches. Rancho Suspension recommends that you contact local law enforcement authorities in your area before modifying your suspension.

# Suspension

YEAR	MODEL	RAISED HEIGHT		FRONT SPRINGS	FRONT KIT(S)	REAR SPRINGS	REAR KIT(S)	PRIMARY SUSPENSION SYSTEM	SHOCK ABSORBERS	
		FRONT	REAR						FRONT	REAR
<b>GMC</b>										
<b>GMC — Jimmy 4 W.D. Full Size (K &amp; V Models) — Continued</b>										
1976-73	4WD Jimmy Full Size Rear Suspension Lifted by Block	2½"	2½"	RS86202 <sup>02</sup>	RS703	—	RS70054 <sup>32</sup>	—	RS999001 <sup>02,XL</sup>	RS999112 <sup>XL</sup> RS5112
1976-73	4WD Jimmy Full Size Rear Suspension Lifted by Spring	2½"	2½"	RS86210 <sup>02</sup>	RS703	RS86211 <sup>35,92,02</sup>	—	—	RS999001 <sup>02,XL</sup>	RS999112 <sup>XL</sup> RS5112
1976-73	4WD Jimmy Full Size Pre-Runner Style Springs <sup>156</sup>	2½"	2½"	RS86202 <sup>02</sup>	RS703	RS86209 <sup>35,92,02</sup>	—	—	RS999001 <sup>02,XL</sup>	RS999112 <sup>XL</sup> RS5112
1972-69	4WD Jimmy Full Size	4"	4"	RS41054S <sup>31,02</sup>	RS703	—	RS81054 <sup>32</sup>	—	RS999001 <sup>02,XL</sup>	RS999112 <sup>XL</sup> RS5112
<b>GMC — Jimmy 2 W.D. Full Size (C Models)</b>										
1983-69	2WD Jimmy Full Size	1½"	1½"	—	—	—	RS60012	—	RS999120 <sup>XL</sup> RS5120	RS999112 <sup>XL</sup> RS5112
<b>GMC — Pickup (½ Ton) 4 W.D. (Sierra, K &amp; V Models)</b>										
2008-07	4WD Sierra 1500 (½ Ton) w/ Automatic Transmission — Exc. All Wheel Drive	4"	4"	—	RS6201 <sup>221</sup> RS6716 RS8716B RS8716	—	—	RS6583• RS6583B	RS999786 <sup>XL</sup>	RS999297 <sup>XL</sup> RS5297
2008-07	4WD Sierra 1500 (½ Ton) — Exc. ZX3 Electronic Ride Control Suspension, QuadraSteer Package and All Wheel Drive	2"	0"	—	—	—	—	—	RS999785 <sup>0L</sup>	RS5198
2008-07	4WD Sierra 1500 (½ Ton) — Exc. ZX3 Electronic Ride Control Suspension, QuadraSteer Package and All Wheel Drive	2"	¾"	—	—	—	—	—	—	RS999198 <sup>XL</sup>
2007-99	4WD Sierra 1500 (½ Ton) Pickup (Classic) — Exc. Manual Transmission & w/ ZX3 Electronic Ride Control Suspension or QuadraSteer Package or DENALI or All Wheel Drive	4"	4"	—	RS8707B <sup>202</sup>	—	—	RS6545 <sup>18,199</sup> RS6545B <sup>18,199</sup>	RS999268 <sup>XL</sup> RS19268 <sup>PS</sup> RS5268 RSX17337	RS999269 <sup>XL</sup> RS19269 <sup>PS</sup> RS5269 RSX17338
2006-05	4WD Sierra 1500HD (½ Ton) Crew Cab — Exc. Manual Transmission & w/ ZX3 Electronic Ride Control Suspension or QuadraSteer Package or DENALI or All Wheel Drive	4"	2½"	—	RS8708B <sup>202</sup> RS8708 <sup>202</sup>	—	—	RS6550 <sup>18</sup> RS6550B <sup>18</sup>	RS999296 <sup>XL</sup> RS19289 <sup>PS</sup> RS5296	RS999297 <sup>XL</sup> RS19297 <sup>PS</sup> RS5297

a Installation of this system does not allow the re-use of OE (factory) wheels.  
Q2 Qty. Req. 2

Rancho Part Numbers ending with the letter "B" Designate Black Finish.

Rancho does not recommend or endorse the use of its products in conjunction with those of other aftermarket suspension or lift kit manufacturers.

FOOTNOTES MUST BE READ! THEY CONTAIN IMPORTANT INFORMATION AND RECOMMENDATIONS PERTAINING TO CERTAIN APPLICATIONS. 115

# Suspension

YEAR	MODEL	RAISED HEIGHT		FRONT SPRINGS	FRONT KIT(S)	REAR SPRINGS	REAR KIT(S)	PRIMARY SUSPENSION SYSTEM	SHOCK ABSORBERS	
		FRONT	REAR						FRONT	REAR
<b>GMC</b>										
<b>GMC — Pickup (½ Ton) 4 W.D. (Sierra, K &amp; V Models) — Continued</b>										
2004-01	4WD Sierra 1500HD (½ Ton) Crew Cab — Exc. Manual Transmission & w/ ZX3 Electronic Ride Control Suspension or QuadraSteer Package or DENALI or All Wheel Drive	4"	2½"	—	RS8708B <sup>202</sup> RS8708 <sup>202</sup>	—	—	RS6550 <sup>18</sup> RS6550B <sup>18</sup>	RS999296 <sup>XL</sup> RS19289 <sup>PS</sup> RS5296	RS999297 <sup>XL</sup> RS19297 <sup>PS</sup> RS5297
1998-88	4WD K-1500 (½ Ton)	4"	4"	RS640 <sup>150</sup>	RS8705B <sup>202</sup>	—	—	RS6543 <sup>18,39,109,148,154</sup> RS6543B <sup>18,39,109,148,154</sup>	RS999244 <sup>XL</sup> RS5244 RSX17316	RS999227 <sup>XL</sup> RS5227 RSX17315
1998-88	4WD K-1500 (½ Ton)	2-3"	1½"	RS640 <sup>150</sup>	—	—	—	RS6427 <sup>18,109,148</sup>	RS999152 <sup>XL</sup> RS5152	RS999190 <sup>XL</sup> RS5190
1987	4WD V-1500 (½ Ton) Rear Suspension Lifted by Block	4"	4"	RS86206 <sup>10,11,Q2</sup>	RS705	—	RS80054	—	RS999001 <sup>4,Q2,XL</sup> RS5001 <sup>4</sup>	RS999112 <sup>XL</sup> RS5112
1987	4WD V-1500 (½ Ton) Rear Suspension Lifted by Spring & Block	4"	4"	RS86206 <sup>10,11,211,Q2</sup>	RS705	RS86209 <sup>35,92</sup>	RS70054 <sup>13</sup>	—	RS999001 <sup>4,Q2,XL</sup> RS5001 <sup>4</sup>	RS999112 <sup>XL</sup> RS5112
1987	4WD V-1500 (½ Ton) Rear Suspension Lifted by Block	2½"	2½"	RS86202 <sup>10,Q2</sup>	RS705	—	RS70054	—	RS999001 <sup>4,Q2,XL</sup> RS5001 <sup>4</sup>	RS999112 <sup>XL</sup> RS5112
1987	4WD V-1500 (½ Ton) Rear Suspension Lifted by Spring	2½"	2½"	RS86202 <sup>10,Q2</sup>	RS705	RS86209 <sup>35,92,Q2</sup>	—	—	RS999001 <sup>4,Q2,XL</sup> RS5001 <sup>4</sup>	RS999112 <sup>XL</sup> RS5112
1987	4WD V-1500 (½ Ton) Pre-Runner Style Springs	2½"	2½"	RS86210 <sup>10,Q2</sup>	RS705	RS86211 <sup>35,92,Q2</sup>	—	—	RS999001 <sup>4,Q2,XL</sup> RS5001 <sup>4</sup>	RS999112 <sup>XL</sup> RS5112
1987	4WD V-1500 (½ Ton)	1-1½"	—	RS86201 <sup>Q2</sup>	—	—	—	—	RS999151 <sup>4,XL</sup> RS5151 <sup>4</sup>	RS999118 <sup>XL</sup> RS5118
1986-July 76	4WD K-1500 (½ Ton) Rear Suspension Lifted by Block	4"	4"	RS86206 <sup>2,11,Q2</sup>	RS705	—	RS80054	—	RS999001 <sup>4,Q2,XL</sup> RS5001 <sup>4</sup>	RS999112 <sup>XL</sup> RS5112
1986-July 76	4WD K-1500 (½ Ton) Rear Suspension Lifted by Spring & Block	4"	4"	RS86206 <sup>2,11,211,Q2</sup>	RS705	RS86209 <sup>35,92,Q2</sup>	RS70054 <sup>13</sup>	—	RS999001 <sup>4,Q2,XL</sup> RS5001 <sup>4</sup>	RS999112 <sup>XL</sup> RS5112
1986-July 76	4WD K-1500 (½ Ton) Rear Suspension Lifted by Block	2½"	2½"	RS86202 <sup>2,Q2</sup>	RS705	—	RS70054	—	RS999001 <sup>4,Q2,XL</sup> RS5001 <sup>4</sup>	RS999112 <sup>XL</sup> RS5112
1986-July 76	4WD K-1500 (½ Ton) Rear Suspension Lifted by Spring	2½"	2½"	RS86202 <sup>2,Q2</sup>	RS705	RS86209 <sup>35,92,Q2</sup>	—	—	RS999001 <sup>4,Q2,XL</sup> RS5001 <sup>4</sup>	RS999112 <sup>XL</sup> RS5112
1986-July 76	4WD K-1500 (½ Ton) Pre-Runner Style Springs <sup>156</sup>	2½"	2½"	RS86210 <sup>2,Q2</sup>	RS705	RS86211 <sup>35,92,Q2</sup>	—	—	RS999001 <sup>4,Q2,XL</sup> RS5001 <sup>4</sup>	RS999112 <sup>XL</sup> RS5112
1986-73	4WD K-1500 (½ Ton)	1-1½"	—	RS86201 <sup>Q2</sup>	—	—	—	—	RS999151 <sup>XL</sup> RS5151	RS999118 <sup>XL</sup> RS5118

Q2 Qty. Req. 2

**WARNING:** Installation of a Rancho Suspension System can increase the risk of vehicle rollover in abrupt maneuvers.

Many states have laws governing modification of original equipment suspension systems. Such laws may prohibit any modification which adversely affects safety or any modification altering the suspension more than a specific number of inches. Rancho Suspension recommends that you contact local law enforcement authorities in your area before modifying your suspension.

# Suspension

YEAR	MODEL	RAISED HEIGHT		FRONT SPRINGS	FRONT KIT(S)	REAR SPRINGS	REAR KIT(S)	PRIMARY SUSPENSION SYSTEM	SHOCK ABSORBERS	
		FRONT	REAR						FRONT	REAR
<b>GMC</b>										
<b>GMC — Pickup (½ Ton) 4 W.D. (Sierra, K &amp; V Models) — Continued</b>										
1976-73	4WD K-1500 (½ Ton) Rear Suspension Lifted by Block	4"	4"	RS86206 <sup>11, Q2</sup>	RS703	—	RS80054	—	RS999001 <sup>Q2, XL</sup> RS5001	RS999112 <sup>XL</sup> RS5112
1976-73	4WD K-1500 (½ Ton) Rear Suspension Lifted by Spring & Block	4"	4"	RS86206 <sup>11, 211, Q2</sup>	RS703	RS86209 <sup>35, 92, Q2</sup>	RS70054 <sup>13</sup>	—	RS999001 <sup>Q2, XL</sup> RS5001	RS999112 <sup>XL</sup> RS5112
1976-73	4WD K-1500 (½ Ton) Rear Suspension Lifted by Block	2½"	2½"	RS86202 <sup>Q2</sup>	RS703	—	RS70054	—	RS999001 <sup>Q2, XL</sup> RS5001	RS999112 <sup>XL</sup> RS5112
1976-73	4WD K-1500 (½ Ton) Rear Suspension Lifted by Spring	2½"	2½"	RS86202 <sup>Q2</sup>	RS703	RS86209 <sup>35, 92, Q2</sup>	—	—	RS999001 <sup>Q2, XL</sup> RS5001	RS999112 <sup>XL</sup> RS5112
1976-73	4WD K-1500 (½ Ton) Pre-Runner Style Springs <sup>156</sup>	2½"	2½"	RS86210 <sup>Q2</sup>	RS703	RS86211 <sup>35, 92, Q2</sup>	—	—	RS999001 <sup>Q2, XL</sup> RS5001	RS999112 <sup>XL</sup> RS5112
1972-69	4WD K-1500 (½ Ton)	4"	4"	RS41054S <sup>31, Q2</sup>	RS703	—	RS81054	—	RS999001 <sup>Q2, XL</sup> RS5001	RS999112 <sup>XL</sup> RS5112
1968-67	4WD K-1500 (½ Ton)	4"	4"	RS41054S <sup>31, Q2</sup>	RS703	—	RS81054	—	—	RS999112 <sup>XL</sup> RS5112
<b>GMC — Pickup (½ Ton) 2 W.D. (Sierra, C &amp; R Models)</b>										
2008-07	2WD Sierra 1500 (½ Ton) w/ Automatic Transmission	4"	—	—	RS8716B <sup>221</sup> RS8716 <sup>221</sup>	—	—	RS6583• RS6583B	RS999786 <sup>XL</sup>	RS999269 <sup>XL</sup> RS5269
2008-07	2WD Sierra 1500 (½ Ton) — Exc. ZX3 Electronic Ride Control or Quadrasteer Package	2"	0"	—	—	—	—	—	RS999785 <sup>XL</sup>	RS999198 <sup>XL</sup> RS5198
2005	2WD Sierra 1500HD (½ Ton) Crew Cab Torsion Bar Front Suspension — Exc. ZX3 Electronic Ride Control or Quadrasteer Package	4"	2½"	—	RS8708B <sup>202</sup> RS8708 <sup>202</sup>	—	—	RS6550 <sup>18</sup> RS6550B <sup>18</sup>	RS999296 <sup>XL</sup> RS19289 <sup>PS</sup> RS5296	RS999297 <sup>XL</sup> RS19297 <sup>PS</sup> RS5297
2003-01	2WD Sierra 1500HD (½ Ton) Crew Cab Torsion Bar Front Suspension — Exc. ZX3 Electronic Ride Control or Quadrasteer Package	4"	2½"	—	RS8708B <sup>202</sup> RS8708 <sup>202</sup>	—	—	RS6550 <sup>18</sup> RS6550B <sup>18</sup>	RS999296 <sup>XL</sup> RS19289 <sup>PS</sup> RS5296	RS999297 <sup>XL</sup> RS19297 <sup>PS</sup> RS5297
1987	2WD R-1500 (½ Ton)	1½"	1½"	—	—	—	RS60612	—	RS999120 <sup>XL</sup> RS5120	RS999118 <sup>XL</sup> RS5118
1986-69	2WD C-1500 (½ Ton) w/ Rear Leaf Spring	1½"	1½"	—	—	—	RS60612	—	RS999120 <sup>XL</sup> RS5120	RS999118 <sup>XL</sup> RS5118
1968-63	2WD C-1500 (½ Ton) w/ Rear Leaf Spring	1½"	1½"	—	—	—	RS60612	—	RS999120 <sup>XL</sup> RS5120	RS999118 <sup>XL</sup> RS5118

Q2 Qty. Req. 2

Rancho Part Numbers ending with the letter "B" Designate Black Finish.

Rancho does not recommend or endorse the use of its products in conjunction with those of other aftermarket suspension or lift kit manufacturers.

FOOTNOTES MUST BE READ! THEY CONTAIN IMPORTANT INFORMATION AND RECOMMENDATIONS PERTAINING TO CERTAIN APPLICATIONS. 117

# Suspension

YEAR	MODEL	RAISED HEIGHT		FRONT SPRINGS	FRONT KIT(S)	REAR SPRINGS	REAR KIT(S)	PRIMARY SUSPENSION SYSTEM	SHOCK ABSORBERS	
		FRONT	REAR						FRONT	REAR
<b>GMC</b>										
<b>GMC — Pickup (¾ Ton) 4 W.D. (Sierra, K &amp; V Models)</b>										
2008-01	4WD Sierra 2500HD (¾ Ton) (9200 GVW) Pickup — Exc. Manual Transmission or All Wheel Drive	4"	2½"	—	RS8708B <sup>202</sup> RS8708 <sup>202</sup>	—	—	RS6548 <sup>18</sup> RS6548B <sup>18</sup>	RS999289 <sup>XL</sup> RS19289 <sup>PS</sup> RS5289	RS999297 <sup>XL</sup> RS19297 <sup>PS</sup> RS5297
2007-01	4WD Sierra 2500 (¾ Ton) (up to 8600 GVW) Pickup - 8 Lug — Exc. Manual Transmission or All Wheel Drive	4"	2½"	—	RS8708B <sup>202</sup> RS8708 <sup>202</sup>	—	—	RS6550 <sup>18</sup> RS6550B <sup>18</sup>	RS999296 <sup>XL</sup> RS19289 <sup>PS</sup> RS5296	RS999297 <sup>XL</sup> RS19289 <sup>PS</sup> RS5297
2000-99	4WD Sierra 2500 (¾ Ton) (up to 8600 GVW) Pickup - 8 Lug — Exc. Manual Transmission or All Wheel Drive	4"	2½"	—	RS8708B <sup>202</sup> RS8708 <sup>202</sup>	—	—	RS6549 <sup>18</sup> RS6549B <sup>18</sup>	RS999296 <sup>XL</sup> RS19289 <sup>PS</sup> RS5296	RS999297 <sup>XL</sup> RS19297 <sup>PS</sup> RS5297
1998-88	4WD K-2500 (¾ Ton) - 6 Lug — Exc. Manual Transmission	4"	4"	RS640 <sup>150</sup>	RS8705B <sup>202</sup>	—	—	RS6543 <sup>18,39,109,148,154</sup> RS6543B <sup>18,39,109,148,154</sup>	RS999244 <sup>XL</sup> RS5244 RSX17316	RS999227 <sup>XL</sup> RS5227 RSX17315
1998-88	4WD K-2500 (¾ Ton) - 6 Lug — Exc. Manual Transmission	2-3"	1½"	RS640 <sup>150</sup>	—	—	—	RS6427 <sup>18,109,148</sup>	RS999152 <sup>XL</sup> RS5152	RS999190 <sup>XL</sup> RS5190
1987	4WD V-2500 (¾ Ton) — Exc. Models with lever-activated rear brake proportioning valve	4"	—	RS86206 <sup>11,211,02</sup>	RS705	—	—	—	RS999001 <sup>4,02,XL</sup> RS5001 <sup>4</sup>	RS999112 <sup>XL</sup> RS5112
1987	4WD V-2500 (¾ Ton) — Exc. Models with lever-activated rear brake proportioning valve	2½"	—	RS86202 <sup>02</sup>	RS705	—	—	—	RS999001 <sup>4,02,XL</sup> RS5001 <sup>4</sup>	RS999112 <sup>XL</sup> RS5112
1987	4WD V-2500 (¾ Ton)	1-1½"	—	RS86201 <sup>02</sup>	—	—	—	—	RS999151 <sup>4,XL</sup> RS5151 <sup>4</sup>	RS999118 <sup>XL</sup> RS5118
1986-84	4WD K-2500 (¾ Ton) — Exc. Models with lever-activated rear brake proportioning valve	4"	—	RS86206 <sup>11,211,02</sup>	RS705	—	—	—	RS999001 <sup>4,02,XL</sup> RS5001 <sup>4</sup>	RS999112 <sup>XL</sup> RS5112
1986-84	4WD K-2500 (¾ Ton) — Exc. Models with lever-activated rear brake proportioning valve	2½"	—	RS86202 <sup>02</sup>	RS705	—	—	—	RS999001 <sup>4,02,XL</sup> RS5001 <sup>4</sup>	RS999112 <sup>XL</sup> RS5112
1986-73	4WD K-2500 (¾ Ton)	1-1½"	—	RS86201 <sup>02</sup>	—	—	—	—	RS999151 <sup>4,XL</sup> RS5151 <sup>4</sup>	RS999118 <sup>XL</sup> RS5118
1983-July 76	4WD K-2500 (¾ Ton) w/o 1 ton rear axle — Exc. Models with lever-activated rear brake proportioning valve	4"	4"	RS86206 <sup>11,211,02</sup>	RS705	—	RS80254	—	RS999001 <sup>4,02,XL</sup> RS5001 <sup>4</sup>	RS999112 <sup>XL</sup> RS5112
1983-July 76	4WD K-2500 (¾ Ton) w/o 1 ton rear axle — Exc. Models with lever-activated rear brake proportioning valve	2½"	2½"	RS86202 <sup>02</sup>	RS705	—	—	—	RS999001 <sup>4,02,XL</sup> RS5001 <sup>4</sup>	RS999112 <sup>XL</sup> RS5112
1982-80	4WD K-2500 (¾ Ton) w/1 ton rear axle Heavy Duty Front Leaf Spring	4"	4"	RS40054S <sup>11,02</sup>	RS705	—	—	—	RS999001 <sup>4,02,XL</sup> RS5001 <sup>4</sup>	—

Q2 Qty. Req. 2

**WARNING:** Installation of a Rancho Suspension System can increase the risk of vehicle rollover in abrupt maneuvers.

Many states have laws governing modification of original equipment suspension systems. Such laws may prohibit any modification which adversely affects safety or any modification altering the suspension more than a specific number of inches. Rancho Suspension recommends that you contact local law enforcement authorities in your area before modifying your suspension.



# Suspension

YEAR	MODEL	RAISED HEIGHT		FRONT SPRINGS	FRONT KIT(S)	REAR SPRINGS	REAR KIT(S)	PRIMARY SUSPENSION SYSTEM	SHOCK ABSORBERS	
		FRONT	REAR						FRONT	REAR

**GMC**

## GMC — Pickup (¾ Ton) 4 W.D. (Sierra, K & V Models) — Continued

1982-80	4WD K-2500 (¾ Ton) w/1 ton rear axle	4"	4"	RS86206 <sup>11, 211, Q2</sup>	RS705	—	RS82154	—	RS999001 <sup>4, Q2, XL</sup>	RS999112 <sup>XL</sup> RS5112
1982-80	4WD K-2500 (¾ Ton) w/1 ton rear axle	2½"	2½"	RS86202 <sup>Q2</sup>	RS705	—	RS72154	—	RS999001 <sup>4, Q2, XL</sup>	RS999112 <sup>XL</sup> RS5112
1976-73	4WD K-2500 (¾ Ton)	4"	4"	RS86206 <sup>11, 211, Q2</sup>	RS703	—	RS80254	—	RS999001 <sup>Q2, XL</sup>	RS999112 <sup>XL</sup> RS5112
1976-73	4WD K-2500 (¾ Ton)	2½"	2½"	—	—	—	—	—	RS999001 <sup>Q2, XL</sup>	RS5112
1976-73	4WD K-2500 (¾ Ton)	2½"	—	RS86202	RS703	—	—	—	RS5001	RS999112 <sup>XL</sup>
1972-69	4WD K-2500 (¾ Ton)	4"	4"	RS41054S <sup>31, Q2</sup>	RS703	—	RS81054	—	RS999001 <sup>Q2, XL</sup>	RS999112 <sup>XL</sup> RS5112
1968-67	4WD K-2500 (¾ Ton)	4"	4"	RS41054S <sup>31, Q2</sup>	RS703	—	RS81054	—	RS5001	RS999112 <sup>XL</sup> RS5112

## GMC — Pickup (¾ Ton) 2 W.D. (Sierra, C & R Models)

2008-01	2WD Sierra 2500HD (¾ Ton) (9200 GVW) Pickup — Exc. Manual Transmission	4-2½"	—	—	RS8708B <sup>202</sup>	—	—	RS6548 <sup>18</sup> RS6548B <sup>18</sup>	RS999289 <sup>XL</sup> RS19289 <sup>PS</sup>	RS999297 <sup>XL</sup> RS19297 <sup>PS</sup>
1989-87	2WD R-2500 (¾ Ton)	1½"	1½"	—	RS8708 <sup>202</sup>	—	RS60612	—	RS999120 <sup>XL</sup> RS5120	RS999118 <sup>XL</sup> RS5118
1986-69	2WD C-2500 (¾ Ton) w/ Rear Leaf Spring	1½"	1½"	—	—	—	RS60612	—	RS999120 <sup>XL</sup> RS5120	RS999118 <sup>XL</sup> RS5118
1968-63	2WD C-2500 (¾ Ton) w/ Rear Leaf Spring	1½"	1½"	—	—	—	RS60612	—	RS999120 <sup>XL</sup> RS5120	RS999118 <sup>XL</sup> RS5118

## GMC — Pickup (1 Ton) 4 W.D. (Sierra, K & V Models)

1991-87	4WD V-3500 (1 Ton) Heavy Duty Front Leaf Spring — Exc. Models with lever-activated rear brake proportioning valve	2½"	—	RS40054S <sup>2, Q2</sup>	—	—	—	—	RS999001 <sup>Q2, XL</sup>	—
1991-87	4WD V-3500 (1 Ton)	2½"	—	RS86206 <sup>2, Q2</sup>	—	—	—	—	RS999001 <sup>Q2, XL</sup>	—
1986-84	4WD K-3500 (1 Ton) Heavy Duty Front Leaf Spring — Exc. Models with lever-activated rear brake proportioning valve	2½"	—	RS40054S <sup>2, Q2</sup>	—	—	—	—	RS999001 <sup>Q2, XL</sup>	—
1986-84	4WD K-3500 (1 Ton) — Exc. Models with lever-activated rear brake proportioning valve	2½"	—	RS86206 <sup>2, Q2</sup>	—	—	—	—	RS999001 <sup>Q2, XL</sup>	RS5132

Q2 Qty. Req. 2

Rancho Part Numbers ending with the letter "B" Designate Black Finish.

Rancho does not recommend or endorse the use of its products in conjunction with those of other aftermarket suspension or lift kit manufacturers.

FOOTNOTES MUST BE READ! THEY CONTAIN IMPORTANT INFORMATION AND RECOMMENDATIONS PERTAINING TO CERTAIN APPLICATIONS. 119

# Suspension

YEAR	MODEL	RAISED HEIGHT		FRONT SPRINGS	FRONT KIT(S)	REAR SPRINGS	REAR KIT(S)	PRIMARY SUSPENSION SYSTEM	SHOCK ABSORBERS	
		FRONT	REAR						FRONT	REAR
<b>GMC</b>										
<b>GMC — Pickup (1 Ton) 4 W.D. (Sierra, K &amp; V Models) — Continued</b>										
1983-77	4WD K-3500 (1 Ton) — Exc. Models with lever-activated rear brake proportioning valve	2½"	2½"	RS86206 <sup>2, Q2</sup>	—	—	RS72154	—	RS999001 <sup>Q2, XL</sup> RS5001	RS5134
1983-77	4WD K-3500 (1 Ton) Heavy Duty Front Leaf Spring — Exc. Models with lever-activated rear brake proportioning valve	2½"	—	RS40054S <sup>2, Q2</sup>	—	—	—	—	RS999001 <sup>Q2, XL</sup> RS5001	—
<b>GMC — Pickup Canyon 4 W.D.</b>										
2008-04	4WD Canyon Inc Z-71 & Off Road Package — Exc. Manual Transmission & All Wheel Drive <sup>a</sup>	4"	2½"	—	—	—	—	RS6559B	RS5610	RS5325
<b>GMC — Pickup Canyon 2 W.D.</b>										
2008-04	2WD Canyon Inc Z-71 Suspension — Exc. Manual Transmission <sup>a</sup>	4"	2½"	—	—	—	—	RS6559B	RS5610	RS5325
<b>GMC — Suburban (½ Ton) 4 W.D.</b>										
1999-92	4WD Suburban (½ Ton)	4"	4"	RS640 <sup>150</sup>	RS8705B <sup>202</sup>	—	—	RS6568 <sup>18, 39, 148, 154</sup> RS6568B <sup>18, 39, 148, 154</sup>	RS999244 <sup>XL</sup> RS5244 RSX17316	RS999227 <sup>XL</sup> RS5227 RSX17315
1991-88	4WD Suburban (½ Ton) Rear Suspension Lifted by Block	4"	4"	RS86206 <sup>11, 211, Q2</sup>	RS707	—	RS80054	—	RS999001 <sup>4, Q2, XL</sup> RS5001 <sup>4</sup>	RS999112 <sup>XL</sup> RS5112
1991-88	4WD Suburban (½ Ton) Rear Suspension Lifted by Block	2½"	2½"	RS86202 <sup>Q2</sup>	RS707	—	RS70054	—	RS999001 <sup>4, Q2, XL</sup> RS5001 <sup>4</sup>	RS999112 <sup>XL</sup> RS5112
1991-73	4WD Suburban (½ Ton)	1-1½"	—	RS86201 <sup>Q2</sup>	—	—	—	—	RS999151 <sup>4, XL</sup> RS5151 <sup>4</sup>	RS999118 <sup>XL</sup> RS5118
1987-81	4WD Suburban (½ Ton) Rear Suspension Lifted by Block	4"	4"	RS86206 <sup>11, Q2</sup>	RS705	—	RS80054	—	RS999001 <sup>4, Q2, XL</sup> RS5001 <sup>4</sup>	RS999112 <sup>XL</sup> RS5112
1987-81	4WD Suburban (½ Ton) Rear Suspension Lifted by Spring & Block	4"	4"	RS86206 <sup>2, 11, 211, Q2</sup>	RS705	RS86209 <sup>35, 92, Q2</sup>	RS70054 <sup>13</sup>	—	RS999001 <sup>4, Q2, XL</sup> RS5001 <sup>4</sup>	RS999112 <sup>XL</sup> RS5112
1987-July 76	4WD Suburban (½ Ton) Rear Suspension Lifted by Block	2½"	2½"	RS86202 <sup>Q2</sup>	RS705	—	RS70054	—	RS999001 <sup>4, Q2, XL</sup> RS5001 <sup>4</sup>	RS999112 <sup>XL</sup> RS5112
1987-July 76	4WD Suburban (½ Ton) Rear Suspension Lifted by Spring	2½"	2½"	RS86202 <sup>2, Q2</sup>	RS705	RS86209 <sup>35, 92, Q2</sup>	—	—	RS999001 <sup>4, Q2, XL</sup> RS5001 <sup>4</sup>	RS999112 <sup>XL</sup> RS5112

<sup>a</sup> Installation of this system does not allow the re-use of OE (factory) wheels.  
Q2 Qty. Req. 2

**WARNING:** Installation of a Rancho Suspension System can increase the risk of vehicle rollover in abrupt maneuvers.

Many states have laws governing modification of original equipment suspension systems. Such laws may prohibit any modification which adversely affects safety or any modification altering the suspension more than a specific number of inches. Rancho Suspension recommends that you contact local law enforcement authorities in your area before modifying your suspension.

# Suspension

YEAR	MODEL	RAISED HEIGHT		FRONT SPRINGS	FRONT KIT(S)	REAR SPRINGS	REAR KIT(S)	PRIMARY SUSPENSION SYSTEM	SHOCK ABSORBERS	
		FRONT	REAR						FRONT	REAR
<b>GMC</b>										
<b>GMC — Suburban (1/2 Ton) 4 W.D. — Continued</b>										
1987- July 76	4WD Suburban (1/2 Ton) Pre-Runner Style Springs <sup>156</sup>	2 1/2"	2 1/2"	RS86210 <sup>2</sup> <sub>02</sub>	RS705	RS86211 <sub>35,92,02</sub>	—	—	RS999001 <sup>4</sup> <sub>02,XL</sub>	RS999112 <sup>XL</sup> RS5112
1980- July 76	4WD Suburban (1/2 Ton) Rear Suspension Lifted by Block	4"	4"	RS86206 <sup>11</sup> <sub>02</sub>	RS705	—	RS80054	—	RS999001 <sub>02,XL</sub>	RS999112 <sup>XL</sup> RS5112
1980- July 76	4WD Suburban (1/2 Ton) Rear Suspension Lifted by Spring & Block	4"	4"	RS86206 <sup>2</sup> <sub>11,211,02</sub>	RS705	RS86209 <sub>35,92,02</sub>	RS70054 <sub>13</sub>	—	RS999001 <sub>02,XL</sub>	RS999112 <sup>XL</sup> RS5112
1976-73	4WD Suburban (1/2 Ton) Rear Suspension Lifted by Block	4"	4"	RS86206 <sup>11</sup> <sub>02</sub>	RS703	—	RS80054	—	RS999001 <sub>02,XL</sub>	RS999112 <sup>XL</sup> RS5112
1976-73	4WD Suburban (1/2 Ton) Rear Suspension Lifted by Spring & Block	4"	4"	RS86206 <sup>11</sup> <sub>211,02</sub>	RS703	RS86209 <sub>35,92,02</sub>	RS70054 <sub>13</sub>	—	RS999001 <sub>02,XL</sub>	RS999112 <sup>XL</sup> RS5112
1976-73	4WD Suburban (1/2 Ton) Rear Suspension Lifted by Block	2 1/2"	2 1/2"	RS86202 <sup>02</sup>	RS703	—	RS70054	—	RS999001 <sub>02,XL</sub>	RS999112 <sup>XL</sup> RS5112
1976-73	4WD Suburban (1/2 Ton) Rear Suspension Lifted by Spring	2 1/2"	2 1/2"	RS86202 <sup>02</sup>	RS703	RS86209 <sub>35,92,02</sub>	—	—	RS999001 <sub>02,XL</sub>	RS999112 <sup>XL</sup> RS5112
1976-73	4WD Suburban (1/2 Ton) Pre-Runner Style Springs <sup>156</sup>	2 1/2"	2 1/2"	RS86210 <sup>02</sup>	RS703	RS86211 <sub>35,92,02</sub>	—	—	RS999001 <sub>02,XL</sub>	RS999112 <sup>XL</sup> RS5112
1972-69	4WD Suburban (1/2 Ton) Rear Suspension Lifted by Block	4"	4"	RS41054S <sub>31,02</sub>	RS703	—	RS81054	—	RS999001 <sub>02,XL</sub>	RS999112 <sup>XL</sup> RS5112
1968-67	4WD Suburban (1/2 Ton) Rear Suspension Lifted by Block	4"	4"	RS41054S <sub>31,02</sub>	RS703	—	RS81054	—	—	RS999112 <sup>XL</sup> RS5112
<b>GMC — Suburban (3/4 Ton) 4 W.D.</b>										
1991-73	4WD Suburban (3/4 Ton)	1-1 1/2"	—	RS86201 <sup>02</sup>	—	—	—	—	RS999151 <sup>4</sup> <sub>XL</sub>	RS999118 <sup>XL</sup> RS5118
1987-84	4WD Suburban (3/4 Ton) — Exc. Models with lever-activated rear brake proportioning valve	2 1/2"	—	RS40054S <sub>02</sub>	—	—	—	—	RS999001 <sup>4</sup> <sub>02,XL</sub>	RS999112 <sup>XL</sup> RS5112
1983- July 76	4WD Suburban (3/4 Ton)	4"	4"	RS86206 <sup>02</sup>	—	—	—	—	RS5001 <sup>4</sup>	—
1983- July 76	4WD Suburban (3/4 Ton)	4"	4"	RS86206 <sup>11</sup> <sub>02</sub>	RS705	—	RS80254	—	RS999001 <sup>4</sup> <sub>02,XL</sub>	RS999112 <sup>XL</sup> RS5112
1983- July 76	4WD Suburban (3/4 Ton)	4"	—	RS40054S <sub>11,02</sub>	RS705	—	—	—	RS999001 <sup>4</sup> <sub>02,XL</sub>	—
1983- July 76	4WD Suburban (3/4 Ton)	2 1/2"	2 1/2"	RS86202 <sup>02</sup>	RS705	—	—	—	RS999001 <sup>4</sup> <sub>02,XL</sub>	RS999112 <sup>XL</sup> RS5112
									RS5001 <sup>4</sup>	

Q2 Qty. Req. 2

Rancho Part Numbers ending with the letter "B" Designate Black Finish.

Rancho does not recommend or endorse the use of its products in conjunction with those of other aftermarket suspension or lift kit manufacturers.

# Suspension

YEAR	MODEL	RAISED HEIGHT		FRONT SPRINGS	FRONT KIT(S)	REAR SPRINGS	REAR KIT(S)	PRIMARY SUSPENSION SYSTEM	SHOCK ABSORBERS	
		FRONT	REAR						FRONT	REAR
<b>GMC</b>										
<b>GMC — Suburban (¾ Ton) 4 W.D. — Continued</b>										
1976-73	4WD Suburban (¾ Ton)	4"	4"	RS86206 <sup>11, Q2</sup>	RS703	—	RS80254	—	RS999001 <sup>Q2, XL</sup> RS5001	RS999112 <sup>XL</sup> RS5112
1976-73	4WD Suburban (¾ Ton)	4"	—	RS40054S <sup>11, Q2</sup>	RS703	—	—	—	RS999001 <sup>Q2, XL</sup> RS5001	—
1976-73	4WD Suburban (¾ Ton)	2½"	2½"	RS86202 <sup>Q2</sup>	RS703	—	—	—	RS999001 <sup>Q2, XL</sup> RS5001	RS999112 <sup>XL</sup> RS5112
1972-69	4WD Suburban (¾ Ton)	4"	4"	RS41054S <sup>31, Q2</sup>	RS703	—	RS81054	—	RS999001 <sup>Q2, XL</sup> RS5001	RS999112 <sup>XL</sup> RS5112
1968-67	4WD Suburban (¾ Ton)	4"	4"	RS41054S <sup>31, Q2</sup>	RS703	—	RS81054	—	—	RS999112 <sup>XL</sup> RS5112
<b>GMC — Suburban 2 W.D.</b>										
1991-87	2WD Suburban	1½"	1½"	—	—	—	RS60012	—	RS999120 <sup>XL</sup> RS5120	RS999190 <sup>XL</sup> RS5190
1986-69	2WD Suburban	1½"	1½"	—	—	—	RS60012	—	RS999120 <sup>XL</sup> RS5120	RS999118 <sup>XL</sup> RS5118
1968-63	2WD Suburban w/ Rear Leaf Spring	1½"	1½"	—	—	—	RS60012	—	RS999120 <sup>XL</sup> RS5120	RS999113 <sup>XL</sup> RS5113
<b>GMC — Van (½ Ton) Savana &amp; G Models - Inc. Rally &amp; Vandura</b>										
1990-73	G-1500 (½ Ton)	1½"	1½"	—	—	—	—	—	RS999120 <sup>XL</sup> RS5120	RS999118 <sup>XL</sup> RS5118
<b>GMC — Van (¾ Ton) Savana &amp; G Models - Inc. Rally &amp; Vandura</b>										
1990-73	G-2500 (¾ Ton)	1½"	1½"	—	—	—	—	—	RS999120 <sup>XL</sup> RS5120	RS999118 <sup>XL</sup> RS5118
<b>GMC — Yukon XL (½ Ton) 4 W.D.</b>										
2008-07	4WD Yukon XL (½ Ton) w/ Automatic Transmission w/ auto track — Exc. All Wheel Drive, Autoride (Elec) & Air Leveling Suspensions	4"	4"	—	RS6201 <sup>221</sup> RS8716B <sup>221</sup> RS8716 <sup>221</sup>	—	—	RS6582• RS6582B	RS999786 <sup>XL</sup>	RS999274 <sup>XL</sup> RS5274
2008-07	4WD Yukon XL (½ Ton) w/ Autoride (Elec) & Air Leveling Suspensions w/ Automatic Transmission & Auto Track — Exc. All Wheel Drive	4"	4"	—	RS6201 <sup>221</sup> RS8716B RS8716	—	RS6202 <sup>254</sup>	RS6582• RS6582B	RS999799 <sup>XL</sup>	—
2008-07	4WD Yukon XL (½ Ton) w/ Autoride (Elec) & Air Leveling Suspensions w/ Automatic Transmission & Auto Track — Exc. All Wheel Drive	2"	0"	—	—	—	—	—	RS999800•	—

Q2 Qty. Req. 2

**WARNING:** Installation of a Rancho Suspension System can increase the risk of vehicle rollover in abrupt maneuvers.

Many states have laws governing modification of original equipment suspension systems. Such laws may prohibit any modification which adversely affects safety or any modification altering the suspension more than a specific number of inches. Rancho Suspension recommends that you contact local law enforcement authorities in your area before modifying your suspension.

# Suspension

YEAR	MODEL	RAISED HEIGHT		FRONT SPRINGS	FRONT KIT(S)	REAR SPRINGS	REAR KIT(S)	PRIMARY SUSPENSION SYSTEM	SHOCK ABSORBERS	
		FRONT	REAR						FRONT	REAR

**GMC**

## GMC — Yukon XL (½ Ton) 4 W.D. — Continued

2008-07	4WD Yukon XL (½ Ton) — Exc. Z55 Autoride Suspension or ZW7 Premium Smooth Ride Suspension (Self- Leveling Suspension Nivomat)	2"	¾"	—	—	—	RS70075 ●.254	—	RS999785 <sup>OL</sup>	RS999262 <sup>XL</sup> RS5262
2006-00	4WD Yukon XL 1500 (½ Ton) — Exc. Manual Transmission Z55 Autoride package or All Wheel Drive	4"	4"	—	RS8707B 202	—	—	RS6547 <sup>18,199</sup> RS6547B <sup>18,199</sup>	RS999268 <sup>XL</sup> RS19268 <sup>PS</sup> RS5268 RSX17337	RS999274 <sup>XL</sup> RS5274 RSX17346
2006-00	4WD Yukon XL 1500 (½ Ton) — Exc. Manual Transmission	4"	4"	—	RS8707B 202	—	—	RS6547 <sup>18,199</sup> RS6547B <sup>18,199</sup>	RS999268 <sup>XL</sup> RS19268 <sup>PS</sup> RS5268 RSX17337	RS999274 <sup>XL</sup> RS5274 RSX17346
2005-00	4WD Yukon XL 1500 (½ Ton) — Exc. Manual Transmission w/ Z55 Autoride Suspension or All Wheel Drive	4"	4"	—	RS8707B 202	—	—	RS6547 <sup>18,199</sup> RS6547B <sup>18,199</sup>	RS999268 <sup>XL</sup> RS19268 <sup>PS</sup> RS5268 RSX17337	RS999274 <sup>XL</sup> RS5274 RSX17346

## GMC — Yukon XL (½ Ton) 2 W.D.

2008-07	2WD Yukon XL (½ Ton) w/ Automatic Transmission — Exc. Autoride (Elec) & Air Leveling Suspensions	4"	4"	—	RS6201 <sup>221</sup> RS8716B RS8716	—	—	RS6582● RS6582B	RS999786 <sup>XL</sup>	RS999274 <sup>XL</sup> RS5274
2008-07	Yukon XL 1500 (½ Ton) w/ Autoride (Elec) & Air Leveling Suspensions w/ Automatic Transmission & Auto Track — Exc. All Wheel Drive	4"	4"	—	RS6201 <sup>221</sup> RS8716B RS8716	—	RS6202 254	RS6582● RS6582B	RS999799 <sup>XL</sup>	—
2008-07	Yukon XL 1500 (½ Ton) w/ Autoride (Elec) & Air Leveling Suspensions w/ Automatic Transmission & Auto Track — Exc. All Wheel Drive	2"	0"	—	—	—	—	—	RS999800●	—
2008-07	2WD Yukon XL 1500 ½ Ton) — Exc. Z55 Autoride Suspension or ZW7 Premium Smooth Ride Suspension (Self-Leveling Suspension Nivomat)	2"	¾"	—	—	—	RS70075 ●.254	—	RS999785 <sup>OL</sup>	RS999262 <sup>XL</sup> RS5198

## GMC — Yukon XL (¾ Ton) 4 W.D.

2008-01	4WD Yukon XL 2500 (¾ Ton) — Exc. Manual Transmission & Z55 Autoride Suspension or Quadrasteer Package or All Wheel Drive	4"	2½"	—	RS8708B 202 RS8708 <sup>202</sup>	—	—	RS6551 <sup>18,199</sup> RS6551B <sup>18,199</sup>	RS999296 <sup>XL</sup> RS19289 <sup>PS</sup> RS5296	RS999297 <sup>XL</sup> RS19297 <sup>PS</sup> RS5297
---------	--	----	-----	---	---	---	---	---	---	---

## GMC — Yukon XL (¾ Ton) 2 W.D.

2008-01	2WD Yukon XL 2500 (¾ Ton) — Exc. Manual Transmission or Quadrasteer Package	4"	2½"	—	RS8708B 202 RS8708 <sup>202</sup>	—	—	RS6551 <sup>18,199</sup> RS6551B <sup>18,199</sup>	RS999296 <sup>XL</sup> RS19289 <sup>PS</sup> RS5296	RS999297 <sup>XL</sup> RS19297 <sup>PS</sup> RS5297
---------	---	----	-----	---	---	---	---	---	---	---

a Installation of this system does not allow the re-use of OE (factory) wheels.

Rancho Part Numbers ending with the letter "B" Designate Black Finish.

Rancho does not recommend or endorse the use of its products in conjunction with those of other aftermarket suspension or lift kit manufacturers.

FOOTNOTES MUST BE READ! THEY CONTAIN IMPORTANT INFORMATION AND RECOMMENDATIONS PERTAINING TO CERTAIN APPLICATIONS. 123

# Suspension

YEAR	MODEL	RAISED HEIGHT		FRONT SPRINGS	FRONT KIT(S)	REAR SPRINGS	REAR KIT(S)	PRIMARY SUSPENSION SYSTEM	SHOCK ABSORBERS	
		FRONT	REAR						FRONT	REAR
<b>GMC</b>										
<b>GMC — Yukon 4 W.D.</b>										
2008-07	4WD Yukon (½ Ton) w/ Automatic Transmission w/ auto track — Exc. All Wheel Drive, Autoride (Elec) & Air Leveling Suspensions	4"	4"	—	RS6201 <sup>221</sup> RS8716B RS8716 <sup>221</sup>	—	—	RS6582• RS6582B	RS999786 <sup>XL</sup>	RS999274 <sup>XL</sup> RS5274
2008-07	4WD Yukon (½ Ton) w/ Autoride (Elec) & Air Leveling Suspensions w/ Automatic Transmission & Auto Track — Exc. All Wheel Drive	4"	4"	—	RS6201 <sup>221</sup> RS8716B RS8716	—	RS6202 <sup>254</sup>	RS6582• RS6582B	—	—
2008-07	4WD Yukon (½ Ton) w/ Autoride (Elec) & Air Leveling Suspensions w/ Automatic Transmission & Auto Track — Exc. All Wheel Drive	2"	0"	—	—	—	—	—	RS999800•	—
2008-07	4WD Yukon (½ Ton) — Exc. Z55 Autoride Suspension or ZW7 Premium Smooth Ride Suspension (Self-Leveling Suspension Nivomat)	2"	¾"	—	—	—	RS70075 <sup>•254</sup>	—	RS999785 <sup>QL</sup>	RS999262 <sup>XL</sup> RS5262
2006-00	4WD Yukon 4 Door — Exc. Manual Transmission & w/ Z55 Autoride Suspension or All Wheel Drive	4"	4"	—	RS8707B <sup>202</sup>	—	—	RS6547 <sup>18,199</sup> RS6547B <sup>18,199</sup>	RS999268 <sup>XL</sup> RS19268 <sup>PS</sup> RS5268 RSX17337	RS999274 <sup>XL</sup> RS5274 RSX17346
2006-00	4WD Yukon 4 Door — Exc. Manual Transmission Z55 Autoride package or All Wheel Drive	4"	4"	—	RS8707B <sup>202,203</sup>	—	—	RS6547 <sup>18,199</sup> RS6547B <sup>18,199</sup>	RS999268 <sup>XL</sup> RS19268 <sup>PS</sup> RS5268 RSX17337	RS999274 <sup>XL</sup> RS5274 RSX17346
2005-00	4WD Yukon 4 Door — Exc. Manual Transmission & w/ Z55 Autoride Suspension or All Wheel Drive	4"	4"	—	RS8707B <sup>202</sup>	—	—	RS6547 <sup>18,199</sup> RS6547B <sup>18,199</sup>	RS999268 <sup>XL</sup> RS19268 <sup>PS</sup> RS5268 RSX17337	RS999274 <sup>XL</sup> RS5274 RSX17346
1999-95	4WD Yukon 4 Door	4"	4"	—	RS8705B <sup>202</sup>	—	—	RS6555 <sup>18,39,148,154</sup> RS6555B <sup>18,39,148,154</sup>	RS999244 <sup>XL</sup> RS5244 RSX17316	RS999227 <sup>XL</sup> RS5227 RSX17315
1999-92	4WD Yukon 2 Door	4"	4"	RS640 <sup>150</sup>	RS8705B <sup>202</sup>	—	—	RS6568 <sup>18,109,148,154</sup> RS6568B <sup>18,109,148,154</sup>	RS999244 <sup>XL</sup> RS5244 RSX17316	RS999227 <sup>XL</sup> RS5227 RSX17315
<b>GMC — Yukon 2 W.D.</b>										
2008-07	2WD Yukon (½ Ton) w/ Automatic Transmission — Exc. Autoride (Elec) & Air Leveling Suspensions	4"	4"	—	RS6201 <sup>221</sup> RS8716B RS8716	—	—	RS6582• RS6582B	RS999786 <sup>XL</sup>	RS999274 <sup>XL</sup> RS5274
2008-07	2WD Yukon (½ Ton) w/ Autoride (Elec) & Air Leveling Suspensions w/ Automatic Transmission & Auto Track — Exc. All Wheel Drive	4"	4"	—	RS6201 <sup>221</sup> RS8716B RS8716	—	RS6202 <sup>254</sup>	RS6582• RS6582B	RS999799 <sup>XL</sup>	—

a Installation of this system does not allow the re-use of OE (factory) wheels.

**WARNING:** Installation of a Rancho Suspension System can increase the risk of vehicle rollover in abrupt maneuvers.

Many states have laws governing modification of original equipment suspension systems. Such laws may prohibit any modification which adversely affects safety or any modification altering the suspension more than a specific number of inches. Rancho Suspension recommends that you contact local law enforcement authorities in your area before modifying your suspension.

# Suspension

YEAR	MODEL	RAISED HEIGHT		FRONT SPRINGS	FRONT KIT(S)	REAR SPRINGS	REAR KIT(S)	PRIMARY SUSPENSION SYSTEM	SHOCK ABSORBERS	
		FRONT	REAR						FRONT	REAR
<b>GMC</b>										
<b>GMC — Yukon 2 W.D. — Continued</b>										
2008-07	2WD Yukon (½ Ton) w/ Autoride (Elec) & Air Leveling Suspensions w/ Automatic Transmission & Auto Track — Exc. All Wheel Drive	2"	0"	—	—	—	—	—	RS999800•	—
2008-07	2WD Yukon (½ Ton) — Exc. w/ Autoride (Elec) & Air Leveling Suspensions & All Wheel Drive (quickLift) <sup>254</sup>	2"	¾"	—	—	—	RS70075 •.254	—	RS999785 <sup>OL</sup>	RS999262 <sup>XL</sup> RS5262
<b>HONDA</b>										
<b>HONDA — Ridgeline</b>										
2008-06	Ridgeline	2"	2"	—	—	—	—	RS6596B	—	—
<b>HUMMER</b>										
<b>HUMMER — H2</b>										
2008-03	AWD H2 w/ Rear Air Spring — Inc SUT models — Exc. Manual Transmission <sup>a</sup>	4"	4"	—	—	—	—	RS6557 <sup>18</sup> RS6557B <sup>18</sup>	RS999289 <sup>XL</sup> RS19289 <sup>PS</sup> RS5289	RS999297 <sup>XL</sup> RS19297 <sup>PS</sup> RS5297
2008-03	AWD H2 w/ Rear Coil Spring — Inc SUT models — Exc. Manual Transmission <sup>a</sup>	4"	4"	—	—	—	—	RS6556 <sup>18</sup> RS6556B <sup>18</sup>	RS999289 <sup>XL</sup> RS19289 <sup>PS</sup> RS5289	RS999297 <sup>XL</sup> RS19297 <sup>PS</sup> RS5297
<b>HUMMER — H3</b>										
2008-05	AWD Hummer H3a	4"	3"	—	—	—	—	RS6558B	RS999309 <sup>XL</sup> RS19309 <sup>PS</sup>	RS999310 <sup>XL</sup> RS19310 <sup>PS</sup>
<b>INFINITI</b>										
<b>INFINITI — QX56</b>										
2008-04	2/4WD w/ out rear Auto Leveling	4"	2½"	—	RS8719B 202,213,214	—	—	RS6595B•	RS999773 <sup>XL</sup>	—
2008-04	2/4WD — Inc. Auto Leveling	4"	2½"	—	RS8719B 202,213,214	—	—	RS6595B•	RS999773 <sup>XL</sup>	RS999306 <sup>XL</sup> RSX17130
2008-04	QX56 — Exc. Auto Rear Leveling Only	2"	0"	—	—	—	RS70076 254	—	RS999798 <sup>OL</sup>	RS999113 <sup>XL</sup>
<b>INTERNATIONAL</b>										
<b>INTERNATIONAL — Scout</b>										
1981-75	4WD Scout II, Terra, Traveler	—	2½"	—	—	RS825 <sup>02</sup>	—	—	RS999115 <sup>XL</sup> RS5115	RS999118 <sup>XL</sup> RS5118
1974-72	4WD Scout II, Terra, Traveler	—	2½"	—	RS77021 <sup>88</sup>	RS825 <sup>02</sup>	—	—	RS999115 <sup>XL</sup> RS5115	RS999118 <sup>XL</sup> RS5118

<sup>a</sup> Installation of this system does not allow the re-use of OE (factory) wheels.  
Q2 Qty. Req. 2

Rancho Part Numbers ending with the letter "B" Designate Black Finish.

Rancho does not recommend or endorse the use of its products in conjunction with those of other aftermarket suspension or lift kit manufacturers.

# Suspension

YEAR	MODEL	RAISED HEIGHT		FRONT SPRINGS	FRONT KIT(S)	REAR SPRINGS	REAR KIT(S)	PRIMARY SUSPENSION SYSTEM	SHOCK ABSORBERS	
		FRONT	REAR						FRONT	REAR
<b>JEEP</b>										
<b>JEEP — Cherokee</b>										
1997-95	XJ Cherokee Mid Size All w/3 leaf rear springs Chrysler Type Rear Axle	3"	1½"	RS6423	RS6632 <sup>182</sup>	RS44148 <sub>Q2</sub>	RS746 <sup>112</sup>	—	RS999239 <sup>XL</sup> RS5239	RS999129 <sup>XL</sup> RS5129
1997-95	XJ Cherokee Mid Size All w/3 leaf rear springs Dana 35 Rear Axle	3"	1½"	RS6423	RS6632 <sup>182</sup>	RS44148 <sub>Q2</sub>	RS741 <sup>112</sup>	—	RS999239 <sup>XL</sup> RS5239	RS999129 <sup>XL</sup> RS5129
1997-95	XJ Cherokee Mid Size All w/4 leaf rear springs	3"	1½"	RS6423	RS6632 <sup>182</sup>	—	RS60913	—	RS999239 <sup>XL</sup> RS5239	RS999129 <sup>XL</sup> RS5129
1994-84	XJ Cherokee Mid Size All w/3 leaf rear springs Chrysler Type Rear Axle	3"	1½"	RS6423 <sup>9,35</sup>	RS6634 <sup>33,133</sup>	RS44148 <sub>Q2</sub>	RS746 <sup>112</sup>	—	RS999239 <sup>XL</sup> RS5239	RS999129 <sup>XL</sup> RS5129
1994-84	XJ Cherokee Mid Size All w/3 leaf rear springs Dana 35 Rear Axle	3"	1½"	RS6423 <sup>9,35</sup>	RS6634 <sup>33,133</sup>	RS44148 <sub>Q2</sub>	RS741 <sup>112</sup>	—	RS999239 <sup>XL</sup> RS5239	RS999129 <sup>XL</sup> RS5129
1994-84	XJ Cherokee Mid Size All w/4 leaf rear springs	3"	1½"	RS6423 <sup>9,35</sup>	RS6634 <sup>33,133</sup>	—	RS60913	—	RS999239 <sup>XL</sup> RS5239	RS999129 <sup>XL</sup> RS5129
<b>JEEP — CJ Series 4 W.D.</b>										
1986-82	4WD CJ5, CJ7	2½"	2½"	RS44092 <sup>37, Q2</sup>	RS712	RS44192 <sup>5, 37, Q2</sup>	RS711	—	RS999113 <sup>XL</sup> RS5113	RS999118 <sup>XL</sup> RS5118
1986-82	4WD CJ5, CJ7	1"	1"	RS44091 <sup>Q2</sup>	RS712	RS44191 <sub>Q2</sub>	RS711	—	RS999113 <sup>XL</sup> RS5113	RS999113 <sup>XL</sup> RS5113
1986-76	4WD CJ5, CJ7 Competition System <sup>131</sup>	2"	2"	RS44082 <sup>Q2</sup>	RS77016 <sup>91</sup>	—	—	—	RS999119 <sup>XL</sup> RS5119	RS999118 <sup>XL</sup> RS5118
1981-76	4WD CJ5, CJ7	2½"	2½"	RS44092 <sup>Q2</sup>	RS712	RS44192 <sup>5, 37, Q2</sup>	RS711	—	RS999119 <sup>XL</sup> RS5119	RS999118 <sup>XL</sup> RS5118
1981-76	4WD CJ5, CJ7	1"	1"	RS44091 <sup>Q2</sup>	RS712	RS44191 <sub>Q2</sub>	RS711	—	RS999119 <sup>XL</sup> RS5119	RS999113 <sup>XL</sup> RS5113
1975-72	4WD CJ5, CJ6	2½"	2½"	RS44062 <sup>Q2</sup>	RS712	RS44162 <sup>5, Q2</sup>	RS713	—	RS999113 <sup>XL</sup> RS5113	RS999113 <sup>XL</sup> RS5113
1975-72	4WD CJ5, CJ6	1"	1"	RS44061 <sup>Q2</sup>	RS712	RS44161 <sub>Q2</sub>	RS713	—	RS999119 <sup>XL</sup> RS5119	RS999119 <sup>XL</sup> RS5119
1971-69	4WD CJ5, CJ6	2½"	2½"	RS44062 <sup>Q2</sup>	RS714	RS44162 <sup>5, Q2</sup>	RS713	—	RS999113 <sup>XL</sup> RS5113	RS999113 <sup>XL</sup> RS5113
1971-69	4WD CJ5, CJ6	1"	1"	RS44061 <sup>Q2</sup>	RS714	RS44161 <sub>Q2</sub>	RS713	—	RS999119 <sup>XL</sup> RS5119	RS999119 <sup>XL</sup> RS5119
1968-53	4WD CJ5, CJ6	2½"	2½"	RS44062 <sup>80, Q2</sup>	RS714	RS44162 <sup>5, Q2</sup>	RS711	—	RS999113 <sup>XL</sup> RS5113	RS999113 <sup>XL</sup> RS5113
1968-53	4WD CJ5, CJ6	1"	1"	RS44061 <sup>80, Q2</sup>	RS714	RS44161 <sub>Q2</sub>	RS711	—	RS999119 <sup>XL</sup> RS5119	RS999119 <sup>XL</sup> RS5119
1963-46	4WD CJ2A, CJ3A, CJ3B	2½"	2½"	RS44020 <sup>36, 80, Q2</sup>	RS714	RS44120 <sub>Q2</sub>	RS711	—	RS999119 <sup>XL</sup> RS5119	RS999113 <sup>XL</sup> RS5113
1963-46	4WD CJ2A, CJ3A, CJ3B	1"	1"	RS44010 <sup>80, Q2</sup>	RS714	RS44110 <sub>Q2</sub>	RS711	—	—	RS999119 <sup>XL</sup> RS5119
<b>JEEP — CJ Series 2 W.D.</b>										
1975-72	2WD CJ5, CJ6	2½"	2½"	RS44062 <sup>Q2</sup>	RS712	RS44162 <sup>5, Q2</sup>	RS713	—	RS999113 <sup>XL</sup> RS5113	RS999113 <sup>XL</sup> RS5113

Q2 Qty. Req. 2

**WARNING:** Installation of a Rancho Suspension System can increase the risk of vehicle rollover in abrupt maneuvers.

Many states have laws governing modification of original equipment suspension systems. Such laws may prohibit any modification which adversely affects safety or any modification altering the suspension more than a specific number of inches. Rancho Suspension recommends that you contact local law enforcement authorities in your area before modifying your suspension.



# Suspension

YEAR	MODEL	RAISED HEIGHT		FRONT SPRINGS	FRONT KIT(S)	REAR SPRINGS	REAR KIT(S)	PRIMARY SUSPENSION SYSTEM	SHOCK ABSORBERS	
		FRONT	REAR						FRONT	REAR
<b>JEEP</b>										
<b>JEEP — DJ Dispatcher 4 W.D.</b>										
1974-72	4WD DJ5	2½"	2½"	RS44062 <sup>02</sup>	RS712	RS44162 <sup>5, 02</sup>	RS713	—	RS999113 <sup>XL</sup> RS5113	RS999113 <sup>XL</sup> RS5113
<b>JEEP — DJ Dispatcher 2 W.D.</b>										
1974-72	2WD DJ5	2½"	2½"	RS44062 <sup>02</sup>	RS712	RS44162 <sup>5, 02</sup>	RS713	—	RS999113 <sup>XL</sup> RS5113	RS999113 <sup>XL</sup> RS5113
<b>JEEP — Grand Cherokee</b>										
1997-95	ZJ Grand Cherokee All	3"	2"	RS6413	RS6632 <sup>161, 182</sup>	RS6414	RS6659	—	RS999239 <sup>XL</sup> RS5239 RSX17317	RS999194 <sup>XL</sup> RS5194
1997-95	ZJ Grand Cherokee All	2"	2"	RS6423	RS6632 <sup>161, 182</sup>	RS6414	RS6659	—	RS999239 <sup>XL</sup> RS5239	RS999194 <sup>XL</sup> RS5194
1997-95	ZJ Grand Cherokee All	2"	0"	RS6423	RS6632 <sup>161, 182</sup>	—	—	—	RS999239 <sup>XL</sup> RS5239	RS999259 <sup>XL</sup> RS5259
1994-93	ZJ Grand Cherokee All	3"	2"	RS6413 <sup>35</sup>	RS6634 <sup>161</sup>	RS6414	RS6658	—	RS999239 <sup>XL</sup> RS5239 RSX17317	RS999194 <sup>XL</sup> RS5194
1994-93	ZJ Grand Cherokee All	2"	2"	RS6423 <sup>35</sup>	RS6634 <sup>33, 161</sup>	RS6414	RS6658	—	RS999239 <sup>XL</sup> RS5239	RS999194 <sup>XL</sup> RS5194
1994-93	ZJ Grand Cherokee All	2"	0"	RS6423 <sup>35</sup>	RS6634 <sup>33, 161</sup>	—	—	—	RS999239 <sup>XL</sup> RS5239	RS999259 <sup>XL</sup> RS5259
<b>JEEP — Grand Wagoneer 4 W.D.</b>										
1989-84	4WD Grand Wagoneer	2½"	2½"	RS44044 <sup>6, 35, 02</sup>	—	—	RS60612	—	RS999118 <sup>XL</sup> RS5118	RS999118 <sup>XL</sup> RS5118
<b>JEEP — Jeepster (Inc. Commando) 4 W.D.</b>										
1962-47	4WD Utility Wagon	2½"	2½"	RS16243 <sup>02</sup>	RS714	—	—	—	RS999119 <sup>XL</sup> RS5119	RS999116 <sup>XL</sup> RS5116
<b>JEEP — M Series (Military Jeep) 4 W.D.</b>										
1968-53	4WD M38A1	2½"	2½"	RS44062 <sup>80, 02</sup>	RS714	RS44162 <sup>5, 02</sup>	RS711	—	RS999113 <sup>XL</sup> RS5113	RS999113 <sup>XL</sup> RS5113
1968-53	4WD M38A1	1"	1"	RS44061 <sup>80, 02</sup>	RS714	RS44161 <sup>02</sup>	RS711	—	RS999119 <sup>XL</sup> RS5119	RS999119 <sup>XL</sup> RS5119
1963-46	4WD M38	2½"	2½"	RS44020 <sup>36, 80, 02</sup>	RS714	RS44120 <sup>02</sup>	RS711	—	RS999119 <sup>XL</sup> RS5119	RS999113 <sup>XL</sup> RS5113
1963-46	4WD M38	1"	1"	RS44010 <sup>80, 02</sup>	RS714	RS44110 <sup>02</sup>	RS711	—	—	RS999119 <sup>XL</sup> RS5119
1945-41	4WD MB	2½"	2½"	RS44020 <sup>80, 02</sup>	RS714	RS44120 <sup>02</sup>	—	—	RS999119 <sup>XL</sup> RS5119	RS999113 <sup>XL</sup> RS5113
1945-41	4WD MB	1"	1"	RS44010 <sup>80, 02</sup>	RS714	RS44110 <sup>02</sup>	—	—	—	RS999119 <sup>XL</sup> RS5119
<b>JEEP — Pickup Comanche (MJ Series) 4 W.D.</b>										
1991-86	4WD Comanche Mid Size	1-3"	1½"	RS6423 <sup>9, 35</sup>	RS6634 <sup>33</sup>	—	RS60913	—	RS999239 <sup>XL</sup> RS5239	RS999118 <sup>XL</sup> RS5118

Q2 Qty. Req. 2

Rancho Part Numbers ending with the letter "B" Designate Black Finish.

Rancho does not recommend or endorse the use of its products in conjunction with those of other aftermarket suspension or lift kit manufacturers.

FOOTNOTES MUST BE READ! THEY CONTAIN IMPORTANT INFORMATION AND RECOMMENDATIONS PERTAINING TO CERTAIN APPLICATIONS. 127

# Suspension

YEAR	MODEL	RAISED HEIGHT		FRONT SPRINGS	FRONT KIT(S)	REAR SPRINGS	REAR KIT(S)	PRIMARY SUSPENSION SYSTEM	SHOCK ABSORBERS	
		FRONT	REAR						FRONT	REAR
<b>JEEP</b>										
<b>JEEP — Pickup Comanche (MJ Series) 2 W.D.</b>										
1991-86	2WD Comanche Mid Size	1-3"	1½"	RS6423 <sup>9,35</sup>	RS6634 <sup>33</sup>	—	RS60913	—	RS999239 <sup>XL</sup> RS5239	RS999118 <sup>XL</sup> RS5118
<b>JEEP — Pickup Gladiator (J Series) 4 W.D.</b>										
1962-47	4WD Utility Truck	2½"	—	RS16243 <sup>02</sup>	—	—	—	—	RS999119 <sup>XL</sup> RS5119	RS999116 <sup>XL</sup> RS5116
<b>JEEP — Pickup Pioneer (J Series) 4 W.D.</b>										
1986-84	4WD J10 (½ Ton)	2½"	1½"	RS44044 <sup>6,02</sup>	—	—	RS60612	—	RS999118 <sup>XL</sup> RS5118	RS999113 <sup>XL</sup> RS5113
1983-81	4WD J10 (½ Ton)	2½"	—	RS44044 <sup>6,02</sup>	—	—	—	—	RS999118 <sup>XL</sup> RS5118	RS999118 <sup>XL</sup> RS5118
1983-81	4WD J20 (¾ Ton)	2½"	—	RS44044 <sup>6,02</sup>	—	—	—	—	RS999118 <sup>XL</sup> RS5118	RS999118 <sup>XL</sup> RS5118
1980-79	4WD J10 (½ Ton), J20 (¾ Ton)	1½"	1½"	RS44044 <sup>6,02</sup>	—	—	RS60612	—	RS999118 <sup>XL</sup> RS5118	RS999118 <sup>XL</sup> RS5118
1978	4WD J20 (¾ Ton)	3"	—	RS44044 <sup>6,02</sup>	—	—	—	—	RS999118 <sup>XL</sup> RS5118	RS999118 <sup>XL</sup> RS5118
1978	4WD J10 (½ Ton)	2½"	—	RS44044 <sup>6,02</sup>	—	—	—	—	RS999118 <sup>XL</sup> RS5118	RS999118 <sup>XL</sup> RS5118
1977-74	4WD J10 (½ Ton)	3"	—	RS44044 <sup>6,02</sup>	—	—	—	—	RS999118 <sup>XL</sup> RS5118	RS999118 <sup>XL</sup> RS5118
1977-74	4WD J20 (¾ Ton)	3"	—	RS44044 <sup>6,02</sup>	—	—	—	—	RS999118 <sup>XL</sup> RS5118	RS999118 <sup>XL</sup> RS5118
<b>JEEP — Scrambler 4 W.D.</b>										
1986-82	4WD Scrambler	2½"	2½"	RS44092 <sup>37,02</sup>	RS712	RS44192 <sup>5,37,02</sup>	RS711	—	RS999113 <sup>XL</sup> RS5113	RS999118 <sup>XL</sup> RS5118
1986-82	4WD Scrambler	1"	1"	RS44091 <sup>02</sup>	RS712	RS44191 <sup>02</sup>	RS711	—	RS999113 <sup>XL</sup> RS5113	RS999113 <sup>XL</sup> RS5113
1986-76	4WD Scrambler Competition System	2"	2"	RS44082 <sup>02</sup>	RS77016 <sup>91</sup>	—	—	—	RS999119 <sup>XL</sup> RS5119	RS999118 <sup>XL</sup> RS5118
1981-76	4WD Scrambler	2½"	2½"	RS44092 <sup>02</sup>	RS712	RS44192 <sup>5,37,02</sup>	RS711	—	RS999119 <sup>21,XL</sup> RS5119 <sup>21</sup>	RS999118 <sup>XL</sup> RS5118
1981-76	4WD Scrambler	1"	1"	RS44091 <sup>02</sup>	RS712	RS44191 <sup>02</sup>	RS711	—	RS999119 <sup>XL</sup> RS5119	RS999113 <sup>XL</sup> RS5113
<b>JEEP — Wagoneer 4 W.D.</b>										
1983-81	4WD Wagoneer Full Size	2½"	—	RS44044 <sup>6,35,02</sup>	—	—	—	—	RS999118 <sup>XL</sup> RS5118	RS999118 <sup>XL</sup> RS5118
1980-79	4WD All (79-80 factory height is higher than other years)	1½"	1"	RS44044 <sup>6,35,02</sup>	—	—	—	—	RS999118 <sup>XL</sup> RS5118	RS999118 <sup>XL</sup> RS5118
1978-75	4WD Wagoneer Full Size	2½"	—	RS44044 <sup>6,35,02</sup>	—	—	—	—	RS999118 <sup>XL</sup> RS5118	RS999118 <sup>XL</sup> RS5118
1974	4WD Wagoneer Full Size	2½"	—	RS44044 <sup>6,35,02</sup>	—	—	—	—	RS999118 <sup>XL</sup> RS5118	RS999113 <sup>XL</sup> RS5113
1973-69	4WD Wagoneer Full Size	3"	—	—	—	—	—	—	RS999114 <sup>XL</sup> RS5114	RS999118 <sup>XL</sup> RS5118

Q2 Qty. Req. 2

WARNING: Installation of a Rancho Suspension System can increase the risk of vehicle rollover in abrupt maneuvers.

Many states have laws governing modification of original equipment suspension systems. Such laws may prohibit any modification which adversely affects safety or any modification altering the suspension more than a specific number of inches. Rancho Suspension recommends that you contact local law enforcement authorities in your area before modifying your suspension.

# Suspension

YEAR	MODEL	RAISED HEIGHT		FRONT SPRINGS	FRONT KIT(S)	REAR SPRINGS	REAR KIT(S)	PRIMARY SUSPENSION SYSTEM	SHOCK ABSORBERS	
		FRONT	REAR						FRONT	REAR
<b>JEEP</b>										
<b>JEEP — Wagoneer 4 W.D. — Continued</b>										
1968-63	4WD Wagoneer Full Size	3"	—	—	—	—	—	—	RS999114 <sup>XL</sup> RS5114	RS999118 <sup>XL</sup> RS5118
<b>JEEP — Wrangler (JK Series)</b>										
2008-07	2WD JK Wrangler 2/4 Door w/ Automatic or Manual Transmission — Exc. Rubicon	4"	4"	Inc.	RS6756 RS6756B <sup>•</sup>	Inc.	—	RS6507 <sup>•</sup> RS6507B	RS999329 <sup>XL</sup>	RS999330 <sup>XL</sup>
2008-07	4WD JK Wrangler 2/4 Door w/ Automatic or Manual Transmission Dana 44 Rear Axle Only. <b>LONG ARM SUSPENSION</b> — Exc. Rubicon <sup>154,252,253</sup>	4"	4"	Inc.	RS6756 RS6756B <sup>•</sup>	Inc.	RS720001 <sup>•</sup> RS720002 <sup>•</sup>	RS6509 <sup>•</sup> RS6509B	RS999331 <sup>XL</sup> RS19331 <sup>•PS</sup> RS5331 <sup>•</sup>	RS999332 <sup>XL</sup> RS19332 <sup>PS</sup> RS5332 <sup>•</sup>
2008-07	4WD JK Wrangler Rubicon 2/4 Door w/ Automatic or Manual Transmission Dana 44 Rear Axle Only. <b>LONG ARM SUSPENSION</b> <sup>154,252,253</sup>	4"	4"	Inc.	RS6753 RS6753B <sup>•</sup>	Inc.	RS720001 <sup>•</sup> RS720002 <sup>•</sup>	RS6509 <sup>•</sup> RS6509B	RS999331 <sup>XL</sup> RS19331 <sup>•PS</sup> RS5331 <sup>•</sup>	RS999332 <sup>XL</sup> RS19332 <sup>PS</sup> RS5332 <sup>•</sup>
2008-07	4WD JK Wrangler Rubicon 2/4 Door w/ Automatic or Manual Transmission	4"	4"	Inc.	RS6753 RS6753B <sup>•</sup>	Inc.	—	RS6507 <sup>•</sup> RS6507B	RS999329 <sup>XL</sup>	RS999330 <sup>XL</sup>
2008-07	4WD JK Wrangler 2/4-door w/ automatic or manual transmission. <b>SHORT ARM SUSPENSION</b>	—	—	Inc.	RS6753 <sup>251</sup> RS6753B <sup>•251</sup>	Inc.	RS720001 <sup>•</sup> RS720002 <sup>•252</sup>	RS6517B	RS999331 <sup>XL</sup> RS19331 <sup>•PS</sup> RS5331 <sup>•</sup>	RS999332 <sup>XL</sup> RS19332 <sup>PS</sup> RS5332 <sup>•</sup>
2008-07	4WD JK Wrangler 2/4-door w/ automatic or manual transmission. <b>SHORT ARM SUSPENSION</b> — Exc. Rubicon	—	—	Inc.	RS6756 <sup>251</sup> RS6756B <sup>•251</sup>	Inc.	RS720001 <sup>•</sup> RS720002 <sup>•252</sup>	RS6517B	RS999331 <sup>XL</sup> RS5331 <sup>•</sup>	RS999332 <sup>XL</sup> RS19331 <sup>•PS</sup> RS19332 <sup>PS</sup> RS5332 <sup>•</sup>
2008-07	4WD JK Wrangler 2/4-door w/ automatic or manual transmission — Inc. Rubicon	2"	—	RS6219	—	—	—	—	RS999326 <sup>XL</sup> RS5326	RS999328 <sup>XL</sup> RS5328
<b>JEEP — Wrangler (TJ Series)</b>										
2006-97	4WD TJ Wrangler Rockcrawler Suspension — Exc. Rubicon & Unlimited	2½"	2½"	—	—	—	—	RS6506 <sup>34</sup>	RS999255 <sup>XL</sup> RS19255 <sup>PS</sup> RS5255 RSX17339	RS999256 <sup>XL</sup> RS19256 <sup>PS</sup> RS5256 RSX17340
2006-97	4WD TJ Wrangler Rubicon & Unlimited Rockcrawler Competition Suspension	2½"	2½"	RS6416	—	RS6417	—	RS6505 <sup>207,210</sup>	RS999255 <sup>XL</sup> RS19255 <sup>PS</sup> RS5255 RSX17339	RS999256 <sup>XL</sup> RS19256 <sup>PS</sup> RS5256 RSX17340
2006-97	4WD TJ Wrangler, 4Cyl soft top, 6Cyl, 4Cyl hard top — Exc. Rubicon & Unlimited	2½"	2½"	—	—	—	—	RS6503	RS999239 <sup>XL</sup> RS5239 RSX17317	RS999241 <sup>XL</sup> RS5241 RSX17326
2005-97	4WD TJ Rubicon Rancho Rockcrawler Suspension - Competition System <sup>131</sup>	2½"	2½"	RS6416	—	RS6417	—	RS6505 <sup>207,210</sup>	RS999255 <sup>XL</sup> RS19255 <sup>PS</sup> RS5255 RSX17339	RS999256 <sup>XL</sup> RS19256 <sup>PS</sup> RS5256 RSX17340
2005-97	4WD TJ Wrangler Rancho Rockcrawler Suspension — Exc. Rubicon	2½"	2½"	—	—	—	—	RS6506 <sup>34</sup>	RS999255 <sup>XL</sup> RS19255 <sup>PS</sup> RS5255 RSX17339	RS999256 <sup>XL</sup> RS19256 <sup>PS</sup> RS5256 RSX17340

Rancho Part Numbers ending with the letter "B" Designate Black Finish.

Rancho does not recommend or endorse the use of its products in conjunction with those of other aftermarket suspension or lift kit manufacturers.

# Suspension

YEAR	MODEL	RAISED HEIGHT		FRONT SPRINGS	FRONT KIT(S)	REAR SPRINGS	REAR KIT(S)	PRIMARY SUSPENSION SYSTEM	SHOCK ABSORBERS	
		FRONT	REAR						FRONT	REAR
<b>JEEP</b>										
<b>JEEP — Wrangler (YJ Series)</b>										
1996-86	4WD YJ Wrangler	2-2½" 134	2-2½" 134	RS44050 132,02	RS6444 <sup>118</sup> RS720	RS44150 132,02	RS721	—	RS999168 <sup>XL</sup> RS5168	RS999118 <sup>XL</sup> RS5118
1996-86	4WD YJ Wrangler	1-1½" 134	1-1½" 134	RS44047 <sup>02</sup>	RS6644 <sup>15</sup> RS720	RS44147 02	RS721	—	RS999168 <sup>XL</sup> RS5168 RSX17038	RS999119 <sup>XL</sup> RS5119 RSX17039
<b>LINCOLN</b>										
<b>LINCOLN — Mark LT (½ Ton) 4 W.D. (Pickup)</b>										
2008-06	4WD Mark LT (½ Ton) w/ Automatic Transmission — Exc. 8200 GVW & Models w/ All Wheel Drive	4"	2½"	—	RS8718B 202 RS8718 <sup>202</sup>	—	—	RS6589 RS6589B	RS999769 <sup>XL</sup>	RS999287 <sup>XL</sup> RS19287 <sup>PS</sup> RS5287
2007-96	4WD Mark LT (½ Ton) — Exc. 8200 GVW & Models w/ All Wheel Drive	1½"	0"	—	—	—	—	—	RS999792 <sup>QL</sup>	RS999286 <sup>XL</sup> RS5286
<b>MERCURY</b>										
<b>MERCURY — Mountaineer 4 W.D.</b>										
2005-04	4WD Mountaineer — Exc. All Wheel Drive	1-1½"	1¼"	—	—	—	—	—	—	RS999781 <sup>QL</sup>
2005-04	4WD Mountaineer — Exc. All Wheel Drive	1½"	1¼"	—	—	—	—	—	RS999797 <sup>QL</sup>	—
2003-02	4WD Mountaineer — Exc. All Wheel Drive	1½"	1¼"	—	—	—	—	—	RS999780 <sup>QL</sup>	RS999781 <sup>QL</sup>
<b>MERCURY — Mountaineer 2 W.D.</b>										
2005-04	2WD Mountaineer	1½"	1¼"	—	—	—	—	—	RS999797 <sup>QL</sup>	RS999781 <sup>QL</sup>
2003-02	2WD Mountaineer	1½"	1¼"	—	—	—	—	—	RS999780 <sup>QL</sup>	RS999781 <sup>QL</sup>
<b>NISSAN</b>										
<b>NISSAN — Armada</b>										
2008-04	2/4WD — Inc. Auto Leveling	4"	2½"	—	RS8719B 202,213,214	—	—	RS6595B <sup>•</sup>	RS999773 <sup>XL</sup>	RS999306 <sup>XL</sup> RSX17130
2008-04	Armada (All) — Exc. Auto Rear Leveling Only	2"	1¾"	—	—	—	RS70076 254	—	RS999798 <sup>QL</sup>	RS999113 <sup>XL</sup>
2007-04	2/4WD — Exc. Auto Rear Leveling Only	4"	2½"	—	RS8719B 202,213,214	—	—	RS6595B <sup>•</sup>	RS999773 <sup>XL</sup>	RS999306 <sup>XL</sup> RSX17130
<b>NISSAN — Frontier 4 W.D.</b>										
2008-05	4WD Frontier	2"	0"	—	—	—	—	—	RS999790 <sup>QL</sup>	RS999311 <sup>XL</sup>
2004-00	4WD Frontier V6 Engine Only w/ King Cab	2½"	2½"	—	—	—	—	RS6593 <sup>209</sup>	RS999188 <sup>XL</sup> RS5188	RS5116
<b>NISSAN — Frontier 2 W.D.</b>										
2008-05	2WD Frontier	2"	0"	—	—	—	—	—	RS999790 <sup>QL</sup>	RS999311 <sup>XL</sup>

Q2 Qty. Req. 2

**WARNING:** Installation of a Rancho Suspension System can increase the risk of vehicle rollover in abrupt maneuvers.

Many states have laws governing modification of original equipment suspension systems. Such laws may prohibit any modification which adversely affects safety or any modification altering the suspension more than a specific number of inches. Rancho Suspension recommends that you contact local law enforcement authorities in your area before modifying your suspension.

**130 FOOTNOTES MUST BE READ! THEY CONTAIN IMPORTANT INFORMATION AND RECOMMENDATIONS PERTAINING TO CERTAIN APPLICATIONS.**

# Suspension

YEAR	MODEL	RAISED HEIGHT		FRONT SPRINGS	FRONT KIT(S)	REAR SPRINGS	REAR KIT(S)	PRIMARY SUSPENSION SYSTEM	SHOCK ABSORBERS	
		FRONT	REAR						FRONT	REAR
<b>NISSAN</b>										
<b>NISSAN — Frontier 2 W.D. — Continued</b>										
2004-00	2WD Frontier V6 Engine Only w/ King Cab	2½"	2½"	—	—	—	—	RS6592 <sup>209</sup>	RS999188 <sup>XL</sup> RS5188	RS999333 RS5116
<b>NISSAN — Pathfinder 4 W.D.</b>										
2008-05	4WD Pathfinder	2"	1¾"	—	—	—	RS70077 ●.254	—	RS999790 <sup>QL</sup>	RS999312 <sup>XL</sup>
<b>NISSAN — Pathfinder 2 W.D.</b>										
2008-05	2WD Pathfinder	2"	1¾"	—	—	—	RS70077 ●.254	—	RS999790 <sup>QL</sup>	RS999312 <sup>XL</sup>
<b>NISSAN — Pickup Titan 4 W.D.</b>										
2008-04	4WD Titan 5.6L Engine — Inc. Crew & King Cab — Exc. Manual Transmission or All Wheel Drive	4"	2½"	—	RS8719B 202,213,214	—	—	RS6594B	RS999773 <sup>XL</sup>	RS999304 <sup>XL</sup> RS19304 <sup>PS</sup> RS5304
2008-04	4WD Titan	2"	0"	—	—	—	—	—	RS999798 <sup>QL</sup>	RS999303 <sup>XL</sup>
2007-04	4WD Titan w/Rancho Triple X System (Adjustable Height Shocks) — Exc. Manual Transmission or All Wheel Drive	1-2"	0"	—	—	—	—	—	RS999772 <sup>XL</sup>	RS999303 <sup>XL</sup>
2005-04	4WD Titan w/Rancho Triple X System (Adjustable Height Shocks) — Exc. Manual Transmission or All Wheel Drive	1-2½"	2"	—	—	—	—	—	RS999772 <sup>XL</sup>	RS999303 <sup>XL</sup>
<b>NISSAN — Pickup Titan 2 W.D.</b>										
2008-04	2WD Titan 5.6L Engine — Inc. Crew & King Cab — Exc. Manual Transmission or All Wheel Drive	4"	2½"	—	RS8719B 202,213,214	—	—	RS6594B	RS999773 <sup>XL</sup>	RS999304 <sup>XL</sup> RS19304 <sup>PS</sup> RS5304
2008-04	2WD Titan	2"	0"	—	—	—	—	—	RS999798 <sup>QL</sup>	RS999303 <sup>XL</sup>
<b>NISSAN — Xterra 4 W.D.</b>										
2008-05	4WD Xterra	1¾"	1½"	—	—	—	RS70078 ●.254	—	RS999790 <sup>QL</sup>	RS999314 <sup>XL</sup>
2004-00	4WD Xterra	2½"	2½"	—	—	—	—	RS6592 <sup>209</sup>	RS999188 <sup>XL</sup> RS5188	RS999116 <sup>XL</sup> RS5116
<b>NISSAN — Xterra 2 W.D.</b>										
2008-05	4WD Xterra	1¾"	1½"	—	—	—	RS70078 ●.254	—	RS999790 <sup>QL</sup>	RS999314 <sup>XL</sup>
2004-00	2WD Xterra	2½"	2½"	—	—	—	—	RS6592 <sup>209</sup>	RS999188 <sup>XL</sup> RS5188	RS999116 <sup>XL</sup> RS5116

Rancho Part Numbers ending with the letter "B" Designate Black Finish.

Rancho does not recommend or endorse the use of its products in conjunction with those of other aftermarket suspension or lift kit manufacturers.

# Suspension

YEAR	MODEL	RAISED HEIGHT		FRONT SPRINGS	FRONT KIT(S)	REAR SPRINGS	REAR KIT(S)	PRIMARY SUSPENSION SYSTEM	SHOCK ABSORBERS	
		FRONT	REAR						FRONT	REAR
<b>PLYMOUTH</b>										
<b>PLYMOUTH — Trailduster 4 W.D.</b>										
1977- July 74	4WD Trailduster	3½"	4"	RS42054S 7,02	—	—	RS82054 38	—	RS999114XL RS5114	RS999005XL RS5005
<b>PLYMOUTH — Trailduster 2 W.D.</b>										
1978-72	2WD Trailduster	2"	2"	—	—	—	RS82157	—	—	RS999116XL RS5116
<b>SUZUKI</b>										
<b>SUZUKI — Samurai 4 W.D.</b>										
July 88- 85	4WD Samurai	1½"	1½"	RS44046 <sup>02</sup>	RS716	RS44146 02	—	—	RS5167	RS999119XL RS5119
<b>SUZUKI — Santana 4 W.D.</b>										
July 88- 85	4WD Santana	1½"	1½"	RS44046 <sup>02</sup>	RS716	RS44146 02	—	—	RS5167	RS999119XL RS5119
<b>TOYOTA</b>										
<b>TOYOTA — 4 Runner</b>										
2008-03	4 Runner	1¾"	1½"	—	—	—	RS70080 ●.254	—	RS999760 <sup>0L</sup>	RS999305XL
2002-96	4 Runner	1¾"	1½"	—	—	—	RS70079 ●.254	—	RS999794 <sup>0L</sup>	RS999187XL
1985-84	4WD 4 Runner	3"	2"	RS305 RS305L	—	—	RS737	—	RS999115XL RS5115	RS999144XL RS5144
1985-84	4WD 4 Runner	3"	0-½"	RS305 RS305L	—	—	RS737 <sup>40</sup>	—	RS999115XL RS5115	RS999144XL RS5144
<b>TOYOTA — FJ Cruiser</b>										
2008-07	FJ Cruiser	2"	1½"	—	—	—	RS70080 ●.254	—	RS999760 <sup>0L</sup>	RS999305XL
<b>TOYOTA — Landcruiser</b>										
1980-75	4WD FJ40	2½"	2½"	RS43033 <sup>02</sup>	RS77011 <sup>88</sup>	RS43133 02	—	—	RS999113XL RS5113	RS999116XL RS5116
1974-64	4WD FJ40	2½"	2½"	RS43033 <sup>02</sup>	RS77011 <sup>88</sup>	RS43133 02	—	—	RS999113XL RS5113	RS999118XL RS5118
<b>TOYOTA — Pickup (Compact) Series 4 W.D.</b>										
1985-84	4WD Mini Pickup	3" <sup>64</sup>	2"	RS305 RS305L	—	—	RS737	—	RS999115XL RS5115	RS999144XL RS5144
1985-84	4WD Mini Pickup	3" <sup>64</sup>	1½"	RS305 RS305L	—	—	RS737	—	RS999115XL RS5115	RS999144XL RS5144
1983-81	4WD Mini Pickup	3" <sup>64</sup>	2"	RS305 RS305L	—	—	RS737	—	RS999115XL RS5115	RS999112XL RS5112
1983-81	4WD Mini Pickup	3" <sup>64</sup>	1½"	RS305 RS305L	—	—	—	—	RS999115XL RS5115	RS999112XL RS5112
<b>TOYOTA — Pickup Tacoma 4 W.D.</b>										
2008-05	4WD Tacoma	1¼"	0"	—	—	—	—	—	RS999760 <sup>0L</sup>	RS999319XL

Q2 Qty. Req. 2

**WARNING:** Installation of a Rancho Suspension System can increase the risk of vehicle rollover in abrupt maneuvers.

Many states have laws governing modification of original equipment suspension systems. Such laws may prohibit any modification which adversely affects safety or any modification altering the suspension more than a specific number of inches. Rancho Suspension recommends that you contact local law enforcement authorities in your area before modifying your suspension.

# Suspension

YEAR	MODEL	RAISED HEIGHT		FRONT SPRINGS	FRONT KIT(S)	REAR SPRINGS	REAR KIT(S)	PRIMARY SUSPENSION SYSTEM	SHOCK ABSORBERS	
		FRONT	REAR						FRONT	REAR
<b>TOYOTA</b>										
<b>TOYOTA — Pickup Tacoma 4 W.D. — Continued</b>										
2004-95	4WD Tacoma									
	Left	1¾"	0"	—	—	—	—	—	RS999794 <sup>OL</sup>	RS999226 <sup>XL</sup>
	Right	—	—	—	—	—	—	—	RS999794 <sup>OL</sup>	RS999180 <sup>XL</sup>
<b>TOYOTA — Pickup Tacoma 2 W.D.</b>										
2008-05	2WD Tacoma Pre-Runner (quickLift)	1¾"	0"	—	—	—	—	—	RS999760 <sup>OL</sup>	RS999319 <sup>XL</sup>
2004-98	2WD Tacoma Pre-Runner (quickLift)									
	Left	1¾"	0"	—	—	—	—	—	RS999794 <sup>OL</sup>	RS999226 <sup>XL</sup>
	Right	—	—	—	—	—	—	—	RS999794 <sup>OL</sup>	RS999180 <sup>XL</sup>
<b>TOYOTA — Pickup Tundra 4 W.D.</b>										
2008-07	4WD Tundra	2¼"	0"	—	—	—	—	—	RS999759 <sup>OL</sup>	—
2008-07	4WD Tundra	—	—	—	—	—	—	—	—	RS999324 <sup>XL</sup>
2006-00	4WD Tundra	2½"	0"	—	—	—	—	—	RS999795 <sup>OL</sup>	RS999040 <sup>XL</sup>
<b>TOYOTA — Sequoia</b>										
2008-01	Sequoia	2¼"	1"	—	—	—	RS70081 <sub>254</sub>	—	RS999759 <sup>OL</sup>	—

Rancho Part Numbers ending with the letter "B" Designate Black Finish.

Rancho does not recommend or endorse the use of its products in conjunction with those of other aftermarket suspension or lift kit manufacturers.

1. Front shock must be installed rod end down (without shock boot).
2. 1976 ½ - 1986 Blazer or Jimmy and short bed pickups with a 4" suspension system will require a transfer case lowering kit part number RS6631. Some vehicles equipped with 2 ½" suspension system may experience a driveline vibration. Part number RS6631 can be used to possibly correct the vibration, but a driveline vibration may still be present. CAUTION: RANCHO DOES NOT RECOMMEND INSTALLING A 4" SUSPENSION SYSTEM ON VEHICLES EQUIPPED WITH THE "LONG" REAR TAIL SHAFT HOUSING, REAR UNIVERSAL WEAR WILL BE ACCELERATED AND DRIVELINE VIBRATION WILL OCCUR.
4. Check the Shock Application section for the correct shocks used on vehicles which come equipped with OE Quad Suspension or Add on Dual Shock Option.
5. On CJ's with 4 speed transmissions, rear driveline will need to be lengthened, transfer case cross member will need to be lowered from frame ½" and driveline vibration will occur. Use Lowering Bracket Kit to lower transfer case ½". Part No. RS6633 fits 1941-1975. Part No. RS6639 fits 1976-1986.
6. If these vehicles have a Detroit-type driveline, the driveline must be replaced by a Spicer-type driveline.



Rear propeller shaft (Detroit Universal)



Rear propeller shaft (Spicer)

7. On some models a low speed vibration may occur in the front driveline.
8. If tie rod assembly is Diagram 1 - inverted "Y" it must be changed to Diagram 2 later model, 1978-79, inverted "T" style, (see below). CAUTION: SOME VEHICLES WILL BE UNABLE TO CHANGE TO THE INVERTED "T", THEREFORE A DUAL STABILIZER OR A SUSPENSION SYSTEM CANNOT BE INSTALLED. VEHICLES EQUIPPED WITH A POWER STEERING CYLINDER CANNOT BE CONVERTED TO THE INVERTED "T".

Diagram 1 - Inverted "Y"



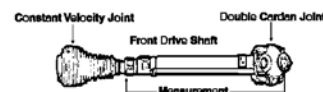
Diagram 2 - Inverted "T"



9. Rancho highly recommends the use of the constant velocity (Spicer style) front driveshaft, as used in the Jeep factory trailer towing option. The Jeep original equipment, light duty, double offset joint, front driveshaft should not be used if any of the following conditions occur. If you have Select-Track Option. If you drive 55-65 mph for long periods of time. You tow a trailer. You use your vehicle to pull other vehicles out from being stuck. If you use the light duty driveshaft you will experience driveshaft boot wear and will need to re-pack the offset joint periodically and replace the boot periodically.
10. 1987-90 4WD Blazer or Jimmy and short bed pickups with a 4" suspension system will require a transfer case lowering kit part number RS6640. Some vehicles equipped with 2 ½" suspension system may experience a driveline vibration. Part number RS6640 can be used to possibly correct the vibration, but a driveline vibration may still be present. The exhaust cross pipe will need to be modified to clear front drive shaft.
11. RS8701 is required to restore the turning radius, on right turns.
12. If the rear of your vehicle is equipped with a height-sensitive brake proportioning valve, contact your local dealer for correct adjustment procedure of the proportioning valve. CAUTION: VEHICLES WITH NO ADJUSTMENT PROCEDURE, RANCHO DOES NOT RECOMMEND INSTALLATION OF THE ADD-LEAF OR LEV-A LOAD.
13. Block Kit No. RS70054 is required with RS86209 Rear Spring for a 4" lift.
14. Full Size Lev-A-Load Kits will not fit vehicles with factory overload mounted above leaf spring.
15. Vehicles with a 13 ¼" rear driveshaft will require a transfer case lowering kit RS6644.
17. Will not fit vehicles equipped with big block engines, 15" or smaller wheels, or vehicles with anti-lock brakes (ABS).
18. The net raised height achieved with this system is dependent upon the adjustment of the torsion bars prior to installation. Example: If the Rancho System is listed as 3", but the torsion bars on a vehicle are adjusted to 1" over stock, the net raised height will be 2". The net raised height will be 1" less on vehicles equipped with the Z71 Off Road Package.
19. RS968 4" C-Bushing Kit is required to align vehicle.
20. Additional washers may be required to increase space between shocks on lower mount.
21. On 1976-81 CJ5, CJ7, Scrambler 2 ½" Suspension System RS5119 & RS999119 may be too short and you must use RS5113 & RS999113 with Bump Stop Kit No. RS8203.
22. Part No. RS8125 axle shim kit may be required on rear axle for shock-to-axle clearance.
23. I.D. of shock bushing is smaller than mounting pin & requires lubrication & extra effort for installation.
24. Slight grinding of lower control arm is required.
25. Steering arm may contact shock body on RS5113, RS5119, RS999113 & RS999119 on FJ43 & FJ45. Install shock boot towards ground for additional clearance.
26. This Spring is required with the Primary Suspension System, to get the proper lift.
27. Bumpstop must be lowered 2" or damage to shock will occur.
28. Must have factory hole in tie rod for stabilizer.
29. We recommend installing new ball joints when installing Part No. RS6500.
30. Kit RS60612 will work on 1983-86 Nissan but raises rear 2"-3".
31. 1967-72 Chevrolet/GMC Trucks may be equipped with a non-adjustable drag link. In these cases the drag link will need to be replaced with a late model Chevrolet/GMC adjustable link, available through your Chevrolet or GMC dealer.
32. On Blazer/Jimmy with worn or sagging rear springs, vehicle will sit low in rear. Rear Add-A-Leaf part No. RS60812 will correct this.
34. RS996 Rockcrawler Bushing Rebuild Kit is Available (Rebuilds one Link - 4 Kits required for completed vehicle.)
35. Height will vary due to inconsistent factory height.
36. On M38, vehicle spring anchor mounts will need to be drilled out and you must buy Jeep spring anchor bolt Part No. RS384228 (4 per vehicle) to install springs. Available from your Jeep dealer.
37. Remove ½" O.D. x 7/8" I.D. sleeves, if used, from the old spring shackle ends and insert sleeves into the Rancho bushings.
39. Vehicles equipped with GM's Auto Trak system WILL REQUIRE the replacement of the front drive shaft or else severe drive line vibration and noise will occur. Rancho recommends "Powertrain Industries" part number 3194-9800 or equivalent. Available from: Powertrain Industries, Inc. 7532 Anthony Ave. Garden Grove, CA 92841. Toll Free: 1-800-798-4585. Email: sales@powertrainindustries.com.
40. May need longer rear U-bolt Kit RS737. 89-91 standard cab, short bed Toyota requires U-bolt Kit RS745.
43. Will require minor modification to inner fender well.
46. Must have rear mount fuel tank only, no side saddle tanks.
48. RS60612 may be used for this application will lift ¾".
49. This Add-A-Leaf may be too long for some vehicles. The ends of the leaf may be trimmed to help provide a correct fit.
50. May need to reuse stock center pin, check length before disassembly. Add-A-Leaf may need to be drilled for larger stock center pin bolt.

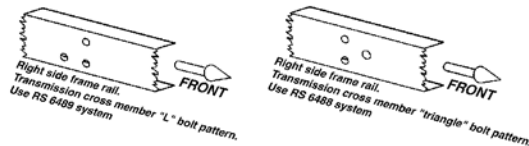


51. Not recommended for XJ Cherokee or Comanche with 3 leaf springs.
59. You must use soft-valved RS5000 shock absorbers listed. Corresponding RS9000XL's must be set on 1 or 2.
60. Not recommended on vehicles without power steering.
61. Rear block kit, Part No. RS73044 may be required. If RS73044 is used, Shock RS5118 will be required.
64. RS1902 adjustable torque rod S-link kit is required.
66. This kit does not fit vehicles which are equipped with factory high rider package (IRH) or vehicles with an aftermarket pitman arm with more than 1 1/4" off-set.
70. RS5600 series shocks are 1 3/8" bore.
79. Our torsion bars are heavy duty to resist sag when adjusted to maximum height. Vehicle may not be raised, and rear Add-A-Leaf may not be needed.
80. Most CJ2A, CJ3A, CJ3B, MB, M38, M38A1 have a sideways U-type shackle which must be upgraded to plate-type shackle. Our shackle kit also includes the urethane bushings for your frame. Since stock bushings are usually worn, our shackle kit Part No. RS6636 is highly recommended (one kit per axle).
81. Front kit Part No. RS726 includes two tie rod ends Part No. RS7600.
83. Jeeps use stock location with no drilling.
84. This kit will not fit vehicles which have a vacuum servo mounted on drivers side of the front axle.
88. Kit includes front and rear U-bolts.
89. Hole drilling or bracket modifications may be required on some vehicles.
91. Kit includes both front and rear U-bolt kits. U-bolts are 3/8", you will have to drill your spring plates.
92. Factory rear springs must have a flat measurement eye to eye of 52". Some heavy duty rear springs measure 56" flat and cannot be replaced.
95. Rancho rear block kit RS82054 may be required for this application.
96. This is a unique 2 leaf Add-A-Leaf system that raises the vehicle approximately 1" - 2", depending upon options.
100. Except dual rear wheels
101. Rancho U-bolt Kit RS722 may be required if dual Add-A-Leaf's are installed on 1980 and newer vehicles.
102. This system is only sold as a complete kit! Individual components will not be sold separately. For warranty of individual components, send component directly to Rancho's Technical Department and a replacement part will be sent out immediately.
107. Kit includes the (2) RS5006 add-on position shocks.
109. For optimum system performance, we strongly recommend that this kit be used in conjunction with Rancho Torsion Bars.
110. RS619 torsion bar kit is required.
112. Dana has no outer lip on the rear cover. Chrysler does have an outer on the rear cover.
114. For use on stock vehicle, use adaptor kit RS6614.
118. For installation of 33" tires use Bump Stop Spacer Kit RS744.
119. For installation of 33" tires use Bump Stop Spacer Kit RS8229.
120. Camber adjustment may not be possible on some raised vehicles. RS6406 coil springs will only work on raised vehicles.
122. Requires O.E. replacement bushings.
123. Most 92-96 fullsize 4WD Bronco and F-150 trucks are equipped with the lower mount of the factory quad shock option, which is needed to mount our RS97489, RS98508, RS5565 & RS5566 steering stabilizer systems.
124. If vehicle has 2 1/2" wide leaf springs, use Bracket Kit RS50616.
125. '87 and newer may only restore stock height.
126. 460 gas with Super Cab or accessories like a winch, etc. Call for application.
128. Sway Bar Mount Spacer Kit No. RS8228 required with automatic transmission.
130. Some earlier model vehicles require newer alignment eccentrics.
131. Height may be taller for non-race prepared vehicles.
132. These leaf springs do not come with bushings. Bushings are in front Kit RS6444.
133. Transfer case Lowering Kit No. RS6641 may be required on some vehicles.
134. Wranglers with "Off-Road Suspension" option (code AWE) will be 1" less. Also, vehicles with a hard top &/or a V-8 may not achieve full raised height.
135. Exhaust modification may be necessary.
139. DO NOT use with composite spring.
140. Use RS6676 Heavy Duty Upper & Lower Link System for improved cornering and overall handling characteristics on stock height vehicles.
142. Front upper and lower link kit, replacement for stock links.
146. Optional Upper Link Kit for added performance and handling.
148. Do not use with after market (stamped steel housing) ball joints. Use only with OE style (forged housing construction) upper ball joints.
149. This unit installs in an auxiliary position and may be used in conjunction with the O.E.M. position stabilizer.
150. This component is optional, and is recommended for optimum performance.
152. This is a spring-seat shock absorber.
153. At this time, this system is NOT approved for installation on the following: vehicles with dual rear wheels, vehicles with a rear drive shaft carrier bearing, or vehicles equipped with a diesel engine.
154. Exhaust modification is required, check local laws regarding exhaust modification prior to installation.
155. Part number RS40054S may be substituted for RS86206 applications. This spring will give a firmer ride and will have limited suspension travel.
156. These springs are not designed for hauling.
161. 95 and later Grand Cherokees (ZJ) front driveshaft replacement. Driveshafts that measure over 24 1/2", No change required. Driveshafts that measure from 20" up to 24 1/2", May require a change. Test drive vehicle, change to Spicer type if a vibration is present. Driveshafts that measure under 20", Must change to a Spicer type. CAUTION: VEHICLES WITH A DRIVESHAFT UNDER 20" MAY STILL EXPERIENCE A VIBRATION EVEN AFTER CHANGING TO A SPICER-TYPE DRIVESHAFT.



162. May substitute Add-A-Leaf RS60611 with 3 leaf rear spring (94-early 96 only).
163. Spring Seat Shock included in front kit.
167. See Shock Absorber Section for Shock Application.
173. 1996 & 1997 Model years REQUIRE 88025-REV. C or later installation instructions.
177. Remove and replace #2 leaf.

182. Has grease fittings.
184. 4 leaf only.
185. Except 4000 lb front axle.
186. Will NOT Fit Vehicles with Rack and Pinion Steering.
187. Will NOT FIT vehicles with OE Pitman Arm YC35-3590-AA. This part number is on the Pitman Arm.
189. Will FIT vehicles with OE Pitman Arm YC35-3590-AA. This part number is on the Pitman Arm.
190. Aft Subframe Braces RS6643 are available for additional support for off-road use.
192. Front Driveshaft vibration may occur in 4 W.D. only. A replacement driveshaft (part no. 3194-1000) is available from: Powertrain Industries, Inc. 7532 Anthony Ave. Garden Grove, CA 92841. Toll Free: 1-800-798-4585. Email: sales@powertrainindustries.com.
197. Ford F150's which have a ("L" - shape bolt pattern for the transmission cross member must use the RS6489 Primary Suspension System; triangular bolt pattern use RS6488 Primary Suspension System.



199. This system cannot be used with any wheel with backspacing that exceeds 4.5" and/or the wheel diameter is less than 16".
200. Steering arm may contact shock body on RS999113 & RS999119 on FJ43 & FJ45. Install shock boot towards ground for additional clearance.
201. On 1976-81 CJ5, CJ7, Scrambler 2 1/2" Suspension System RS999119 may be to short and you must use RS999113 with Bump Stop Kit No. RS8203.
202. Optional Skid Plate can be purchased separately.
203. RS6740 or RS6741 Bracket Kit includes four RS5298 shocks.
205. Ford Superduties are equipped from the factory with either a "tall" (3.7") rear block or a "short" (1.9") rear block. Rancho offers three different choices to accommodate this option.
1. RS44154: Soft ride rear leaf spring is designed to add up to 1" of rear height.
  2. R80053: Rear block kit adds 2 1/2" to rear height on vehicles equipped with the O.E. "short" block and 1" to vehicles equipped with O.E. "tall" block.
  3. RS60642: Rear add-a-leaf kit is designed to add up to 2" of rear height.
206. Installation of this suspension system on 99 and later vehicle equipped with full-time 4WD (A4WD) may provide a slightly more noticeable level of driveline vibration. To offset any driveline vibration, replacement front driveshaft (part number 3191-1001) is available from: Powertrain Industries, Inc. 7532 Anthony Ave. Garden Grove, CA 92841. Toll Free: 1-800-798-4585. Email: sales@powertrainindustries.com.
207. Springs are not included with this system and must be ordered separately.
208. This system does not allow the reuse of O.E. factory 15" wheels.
209. New upper ball joints are not included with this suspension kit but are required to complete the installation, reference instruction sheet for complete listing.
210. Some vehicles may experience a rear driveshaft vibration. A replacement rear double-cardan driveshaft for Rubicons only (part number 3394-0100) is available from: Powertrain Industries, Inc. 7532 Anthony Ave. Garden Grove, CA 92841. Toll Free: 1-800-798-4585. Email: sales@powertrainindustries.com.
211. RS40054S may be used as a HD replacement.
212. Adjustable height coil-over unit.
213. Does not work on vehicles equipped with OE radiator skin plate.
214. Does NOT fit vehicles equipped with the Off-Road Suspension package.
220. Carrier bearing spacer P/N RS6608 is required on vehicles equipped with rear drive shaft carrier bearing. Vehicle may exhibit minimal driveline vibration in 4WD.
221. Optional front skid plate (RS8716B) and differential skid plate (RS6201) can be purchased separately.
222. Shocks sold separately.
223. Optional front skid plate (RS8721B) and differential skid plate (RS6203) can be purchased separately.
250. Front driveshaft required, (2DR: Front: P/N 3194-1925 Rear: P/N 3194-0725), (4DR: Front: P/N 3194-1925 Rear: P/N 3194-2750). Powertrain Industries, Inc. 7532 Anthony Ave. Garden Grove CA, 92841. Toll Free: 1-800-798-4585. Email: sales@powertrainindustries.com.
251. Front swaybar endlink kit REQUIRED.
252. Requires Rancho's cat-back exhaust system - (4 door models require P/N RS720001\*) (2 door models require P/N RS720002\*).
253. Long Arm Suspension.
254. Rear kit, required to level the rear to the front height.
255. Optional quick-disconnect front endlink kit can be purchased separately.
256. Interference with the catalytic converter may prevent installation on 2008 Super Duty vehicles with the 6.8L V10 engine.
- A3. New Part Number Available Third Quarter
- A4. New Part Number Available Fourth Quarter
- PS. Rancho RS9000X Pro-Series shock absorber.
- Q2. Qty. Req. 2
- Q4. Qty. Req. 4
- QL. **quickLIFT** — Additional hardware may be required to level rear.
- XL. Designates XL shock absorber.
- New Part Number, Check availability before placing order.
  - Ⓢ Installation of this system does not allow the re-use of OE (factory) wheels.

# Add-A-Leaf/Lev-A-Load

Installation of a Rancho Suspension System can increase the risk of vehicle rollover in abrupt maneuvers.

Many states have laws governing modification of original equipment suspension systems. Such laws may prohibit any modification which adversely affects safety or any modification altering the suspension more than a specific number of inches. Rancho Suspension recommends that you contact local law enforcement in your area before modifying your suspension.

Rancho does not recommend or endorse the use of its products in conjunction with those of other aftermarket suspension or lift kit manufacturers.

Do not use on vehicles with a mechanical Link Rear Proportioning Valve. Height may vary due to condition of Stock Springs. Check U-bolt length prior to installation, to see if there is enough threaded length to accommodate the new Add-A-Leaf. Approx. 1/2" to 3/4".

YEAR	MODEL	ADD-A-LEAF (FRONT & REAR)				LEV-A-LOAD (REAR)		
		FRONT LEAF KIT 1"-1 1/2" R.Ht.	REAR LEAF KIT		MINI-MID COMP KIT	FULLSIZE		
			SOFT RIDE 1"-1 1/2" R.Ht.	HEAVY DUTY 1"-2" R.Ht. 2"-3" R.Ht.		ORDER 1 EACH LEAF KIT & BRKT KIT		
<b>CHEVROLET</b>								
<b>CHEVROLET — Blazer 4 W.D. Compact - Inc. S Models</b>								
1993-82	4WD Blazer (S Models) Mid Size	—	—	RS60812	—	—	—	—
<b>CHEVROLET — Blazer 4 W.D. Full Size (K &amp; V Models)</b>								
1995-92	4WD Blazer Full Size	—	—	—	—	—	RS60616	RS50616
1991-86	4WD Blazer Full Size	RS50212	RS60812 <sup>49,50</sup>	RS60012	—	—	RS60616	RS50616
1991-69	4WD Blazer Full Size (3/4" Lift)	—	RS60612	—	—	—	—	—
1985-69	4WD Blazer Full Size	RS50012	RS60812 <sup>49</sup>	RS60012	—	—	RS60616	RS50616
<b>CHEVROLET — Blazer 2 W.D. Compact - Inc. S Models</b>								
1993-82	2WD Blazer (S Models) Mid Size	—	—	RS60812	—	—	—	—
<b>CHEVROLET — Blazer 2 W.D. Full Size (C Models)</b>								
1983-69	2WD Blazer Full Size	—	RS60812 <sup>49</sup>	RS60012	—	—	RS60616	RS50616
1983-69	2WD Blazer Full Size (3/4" Lift)	—	RS60612	—	—	—	—	—
<b>CHEVROLET — Pickup (1/2 Ton) 4 W.D. (Silverado, K &amp; V Models)</b>								
2007-99	4WD Silverado 1500 (1/2 Ton) Pickup	—	RS60645	—	—	—	—	—
1998-88	4WD K-1500 (1/2 Ton)	—	RS60634 <sup>177</sup>	—	—	—	RS60616	RS50616
1987	4WD V-10 (1/2 Ton)	RS50212	RS60812 <sup>49</sup>	RS60012	—	—	RS60616	RS50616
1987	4WD V-10 (1/2 Ton) (3/4" Lift)	—	RS60612	—	—	—	—	—
1986-73	4WD K-10 (1/2 Ton)	RS50012	RS60812 <sup>49</sup>	RS60012	—	—	RS60616	RS50616
1986-73	4WD K-10 (1/2 Ton) (3/4" Lift)	—	RS60612	—	—	—	—	—
1972-63	4WD K-10 (1/2 Ton)	RS50012	—	RS60012	—	—	RS60616	RS50616
<b>CHEVROLET — Pickup (1/2 Ton) 2 W.D. (Silverado, C &amp; R Models)</b>								
1987	2WD R-10 (1/2 Ton)	—	RS60812 <sup>49</sup>	RS60012	—	—	RS60616	RS50616
1987	2WD R-10 (1/2 Ton) (3/4" Lift)	—	RS60612	—	—	—	—	—
1986-73	2WD C-10 (1/2 Ton)	—	RS60812 <sup>49</sup>	RS60012	—	—	RS60616 <sup>12</sup>	RS50616
1986-73	2WD C-10 (1/2 Ton) (3/4" Lift)	—	RS60612	—	—	—	—	—
<b>CHEVROLET — Pickup (3/4 Ton) 4 W.D. (Silverado, K &amp; V Models)</b>								
1998-88	4WD K-2500 (3/4 Ton) - 6 Lug	—	RS60634 <sup>177</sup>	—	—	—	—	—
1987	4WD V-20 (3/4 Ton)	RS50212	RS60812 <sup>49</sup>	RS60012	—	—	RS60616	RS50616
1987	4WD V-20 (3/4 Ton) (3/4" Lift)	—	RS60612	—	—	—	—	—
1986-73	4WD K-20 (3/4 Ton)	RS50012	RS60812 <sup>49</sup>	RS60012	—	—	RS60616	RS50616
1986-73	4WD K-20 (3/4 Ton) (3/4" Lift)	—	RS60612	—	—	—	—	—

# Add-A-Leaf/Lev-A-Load

YEAR	MODEL	ADD-A-LEAF (FRONT & REAR)				LEV-A-LOAD (REAR)		
		FRONT LEAF KIT 1"-1 1/2" R.Ht.	REAR LEAF KIT		MINI-MID COMP KIT	FULLSIZE		
			SOFT RIDE 1"-1 1/2" R.Ht.	HEAVY DUTY 1"-2" R.Ht. 2"-3" R.Ht.		ORDER 1 EACH LEAF KIT & BRKT KIT		

## CHEVROLET

### CHEVROLET — Pickup (¾ Ton) 4 W.D. (Silverado, K & V Models) — Continued

1972-63	4WD K-20 (¾ Ton)	RS50012	—	RS60012	—	—	RS60616	RS50616
---------	------------------	---------	---	---------	---	---	---------	---------

### CHEVROLET — Pickup (¾ Ton) 2 W.D. (Silverado, C & R Models)

1989-87	2WD R-20, R-2500 (¾ Ton)	—	RS60812 <sup>49</sup>	RS60012	—	—	RS60616 <sup>12</sup>	RS50616
1989-87	2WD R-20, R-2500 (¾ Ton) (¾" Lift)	—	RS60612	—	—	—	—	—
1986-73	2WD C-20 (¾ Ton)	—	RS60812 <sup>49</sup>	RS60012	—	—	RS60616 <sup>12</sup>	RS50616
1986-73	2WD C-20 (¾ Ton) (¾" Lift)	—	RS60612	—	—	—	—	—
1972-63	2WD C-20 (¾ Ton) w/ Rear Leaf Spring	—	—	RS60012	—	—	RS60616	RS50616

### CHEVROLET — Pickup LUV (Light Duty) 4 W.D.

1982-72	4WD Luv Mini Pickup	—	—	RS60612	—	—	—	—
---------	---------------------	---	---	---------	---	---	---	---

### CHEVROLET — Pickup LUV (Light Duty) 2 W.D.

1982-72	2WD Luv Mini	—	—	RS60612	—	—	—	—
---------	--------------	---	---	---------	---	---	---	---

### CHEVROLET — Pickup S-Models (Light Duty) 4 W.D.

1993-82	4WD S-10 Mid Size	—	—	RS60812	—	—	—	—
---------	-------------------	---	---	---------	---	---	---	---

### CHEVROLET — Pickup S-Models (Light Duty) 2 W.D.

1993-82	2WD S-10 Mid Size	—	—	RS60812	—	—	—	—
---------	-------------------	---	---	---------	---	---	---	---

### CHEVROLET — Suburban 4 W.D.

1991-86	4WD Suburban — Exc. Models with lever-activated rear brake proportioning valve	RS50212	RS60812 <sup>49</sup>	RS60012	—	—	RS60616 <sup>12</sup>	RS50616
1991-73	4WD Suburban (¾" Lift) — Exc. Models with lever-activated rear brake proportioning valve	—	RS60612	—	—	—	—	—
1985-73	4WD Suburban — Exc. Models with lever-activated rear brake proportioning valve	RS50012	RS60812 <sup>49</sup>	RS60012	—	—	RS60616	RS50616
1972-63	4WD Suburban	RS50012	—	RS60012	—	—	RS60616	RS50616

### CHEVROLET — Suburban 2 W.D.

1991-73	2WD Suburban	—	RS60812 <sup>49</sup>	RS60012	—	—	RS60616 <sup>12</sup>	RS50616
1991-73	2WD Suburban (¾" Lift)	—	RS60612	—	—	—	—	—
1972-63	2WD Suburban w/ Rear Leaf Spring	—	—	RS60012	—	—	RS60616	RS50616

### CHEVROLET — Van (½ Ton) Express & G Models - Inc. Sportvan

1990-71	G-10 (½ Ton) w/rear leaf springs	—	—	RS60612	—	—	—	—
---------	----------------------------------	---	---	---------	---	---	---	---

## DODGE

### DODGE — Pickup (½ Ton) 4 W.D. (Ram 1500 & W Models)

2001-94	4WD Ram 1500 (½ Ton)	—	RS60665	—	—	—	—	—
1993-61	4WD W100, W150 (½ Ton)	RS50212	RS60612	RS60012	—	—	RS60616 <sup>12</sup>	RS50616

### DODGE — Pickup (½ Ton) 2 W.D. (Ram 1500 & D Models)

2001-94	2WD Ram 1500 (½ Ton)	—	RS60675	—	—	—	—	—
1993-61	2WD D100, D150 (½ Ton)	—	RS60612	RS60012	—	—	RS60616 <sup>12</sup>	RS50616 <sup>12</sup>

FOOTNOTES MUST BE READ! THEY CONTAIN IMPORTANT INFORMATION AND RECOMMENDATIONS PERTAINING TO CERTAIN APPLICATIONS.

# Add-A-Leaf/Lev-A-Load

YEAR	MODEL	ADD-A-LEAF (FRONT & REAR)				LEV-A-LOAD (REAR)		
		FRONT LEAF KIT 1"-1 1/2" R.Ht.	REAR LEAF KIT		MINI-MID COMP KIT	FULLSIZE ORDER 1 EACH LEAF KIT & BRKT KIT		
			SOFT RIDE 1"-1 1/2" R.Ht.	HEAVY DUTY 1"-2" R.Ht. 2"-3" R.Ht.				

## DODGE

### DODGE — Pickup (¾ Ton) 4 W.D. (Ram 2500 & W Models)

1993-61	4WD W200, W250 (¾ Ton)	RS50212	RS60612	RS60012	—	—	RS60616 <sup>12</sup>	RS50616
---------	------------------------	---------	---------	---------	---	---	-----------------------	---------

### DODGE — Pickup (¾ Ton) 2 W.D. (Ram 2500 & D Models)

2001-00	2WD Ram 2500 (¾ Ton)	—	RS60675	—	—	—	—	—
1993-61	2WD D200, D250 (¾ Ton)	—	RS60612	RS60012	—	—	RS60616 <sup>12</sup>	RS50616 <sup>12</sup>

### DODGE — Pickup (1 Ton) 4 W.D. (Ram 3500 & W Models)

1993-61	4WD W300, W350 (1 Ton)	RS50212	RS60612	RS60012	—	—	RS60616 <sup>12</sup>	RS50616
---------	------------------------	---------	---------	---------	---	---	-----------------------	---------

### DODGE — Pickup (1 Ton) 2 W.D. (Ram 3500 & D Models)

2001-00	2WD Ram 3500 (1 Ton)	—	RS60675	—	—	—	—	—
1993-61	2WD D300, D350 (1 Ton)	—	RS60612	RS60012	—	—	RS60616 <sup>12</sup>	RS50616

### DODGE — Pickup Ram 50 (D-50 Light Duty) 4 W.D.

1984	4WD D50 Mini	—	—	RS60612	—	—	—	—
------	--------------	---	---	---------	---	---	---	---

### DODGE — Pickup Ram 50 (D-50 Light Duty) 2 W.D.

1985-79	2WD D50 Mini	—	—	RS60612	—	—	—	—
---------	--------------	---	---	---------	---	---	---	---

### DODGE — Ramcharger 4 W.D.

1995-61	4WD Ramcharger	RS50212	RS60612	RS60012	—	—	RS60616	RS50616
---------	----------------	---------	---------	---------	---	---	---------	---------

### DODGE — Ramcharger 2 W.D.

1995-61	2WD Ramcharger	—	RS60612	RS60012	—	—	RS60616	RS50616
---------	----------------	---	---------	---------	---	---	---------	---------

### DODGE — Van (½ Ton) Ram & B Models - Inc. Wagon

1990-71	B100, B150 (½ Ton) w/rear leaf springs	—	—	RS60612	—	—	—	—
---------	--	---	---	---------	---	---	---	---

## FORD

### FORD — Bronco (Full Size Models) 4 W.D.

1991-81	4WD Bronco w/3" wide leaf springs	—	—	RS60312 <sup>50</sup>	—	—	RS60616 <sup>14</sup>	RS50614
1980-78	4WD Bronco w/3" wide leaf springs	—	—	RS60312 <sup>50</sup>	—	—	RS60616 <sup>14</sup>	RS50614
1977-66	4WD Bronco	—	RS60612	—	—	—	—	—

### FORD — Explorer 4 W.D.

1993-90	4WD Explorer w/4 leaf spring pack only	—	RS60633 <sup>96</sup>	—	—	—	—	—
---------	--	---	-----------------------	---	---	---	---	---

### FORD — Pickup (½ Ton) 4 W.D. (F Series)

1993-80	4WD F-100, F-150 (½ Ton) w/2½" wide leaf springs	—	—	—	RS60013	—	RS60616 <sup>14</sup>	RS50616
1993-80	4WD F-100, F-150 (½ Ton) w/3" wide leaf springs	—	—	RS60312 <sup>50</sup>	—	—	RS60616 <sup>14</sup>	RS50614
1979-72	4WD F-100, F-150 (½ Ton) w/3" wide leaf springs	—	—	RS60312	—	—	RS60616	RS50614

### FORD — Pickup (½ Ton) 2 W.D. (F Series)

1993-80	2WD F-100, F-150 (½ Ton) w/2½" wide leaf springs	—	—	—	RS60013	—	RS60616 <sup>14</sup>	RS50616
---------	--	---	---	---	---------	---	-----------------------	---------

# Add-A-Leaf/Lev-A-Load

YEAR	MODEL	ADD-A-LEAF (FRONT & REAR)				LEV-A-LOAD (REAR)		
		FRONT LEAF KIT 1"-1 1/2" R.Ht.	REAR LEAF KIT		MINI-MID COMP KIT	FULLSIZE		
			SOFT RIDE 1"-1 1/2" R.Ht.	HEAVY DUTY 1"-2" R.Ht. 2"-3" R.Ht.		ORDER 1 EACH LEAF KIT & BRKT KIT		

## FORD

### FORD — Pickup (½ Ton) 2 W.D. (F Series) — Continued

1993-80	2WD F-100, F-150 (½ Ton) w/3" wide leaf springs	—	—	RS60312 <sup>50</sup>	—	—	RS60616 <sup>14</sup>	RS50614
1979-62	2WD F-100, F-150 (½ Ton)	—	—	RS60012	—	—	RS60616	RS50616

### FORD — Pickup (¾ Ton) 4 W.D. (F Series)

2007-99	4WD F-250 Superduty (¾ Ton)	—	—	—	RS60642	—	—	—
1993-80	4WD F-250 (¾ Ton) w/2½" wide leaf springs	—	—	—	RS60013	—	RS60616 <sup>14</sup>	RS50616
1993-80	4WD F-250 (¾ Ton) w/3" wide leaf springs	—	—	RS60312 <sup>50</sup>	—	—	RS60616 <sup>14</sup>	RS50614
1979-78	4WD F-250 (¾ Ton)	—	—	RS60312	—	—	RS60616	RS50614 <sub>124</sub>
July 77	4WD F-250 (¾ Ton) - Front kit will not fit 1977½	—	—	RS60312	—	—	RS60616	RS50614 <sub>124</sub>
1977-67	4WD F-250 (¾ Ton)	—	—	RS60012	—	—	RS60616	RS50614 <sub>124</sub>

### FORD — Pickup (¾ Ton) 2 W.D. (F Series)

1993-80	2WD F-250 (¾ Ton) w/2½" wide leaf springs	—	—	—	RS60013	—	RS60616 <sup>14</sup>	RS50616
1993-80	2WD F-250 (¾ Ton) w/3" wide leaf springs	—	—	RS60312 <sup>50</sup>	—	—	RS60616 <sup>14</sup>	RS50614
1979-57	2WD F-250 (¾ Ton)	—	—	RS60312	—	—	RS60616	RS50616

### FORD — Pickup (1 Ton) 4 W.D. (F Series)

2007-99	4WD F-350 Superduty (1 Ton)	—	—	—	RS60642	—	—	—
---------	-----------------------------	---	---	---	---------	---	---	---

### FORD — Pickup Courier (Light Duty)

1984-72	2WD Courier Mini	—	RS60612	—	—	—	—	—
---------	------------------	---	---------	---	---	---	---	---

### FORD — Pickup Ranger (Light Duty) 4 W.D.

1992-83	4WD Ranger	—	RS60632 <sup>49,50</sup>	—	—	—	—	—
1992-83	4WD Ranger (¾" Lift)	—	RS60612	—	—	—	—	—

### FORD — Pickup Ranger (Light Duty) 2 W.D.

1992-83	2WD Ranger	—	RS60632 <sup>49,50</sup>	—	—	—	—	—
1992-83	2WD Ranger (¾" Lift)	—	RS60612	—	—	—	—	—

### FORD — Van (½ Ton) E Series - Inc. Club Wagon

1991-65	E-100, E-150 (½ Ton) w/2½" rear leaf springs	—	—	RS60612 <sup>50</sup>	—	—	—	—
1991-65	E-100, E-150 (½ Ton) w/3" rear leaf springs	—	—	RS60312 <sup>50</sup>	—	—	—	—

## GMC

### GMC — Jimmy 4 W.D. Compact - Inc. S Models

1993-82	4WD Jimmy (S Models) Mid Size	—	—	RS60812	—	—	—	—
---------	-------------------------------	---	---	---------	---	---	---	---

### GMC — Jimmy 4 W.D. Full Size (K & V Models)

1995-92	4WD Jimmy Full Size	—	—	—	—	—	RS60616	RS50616
1991-86	4WD Jimmy Full Size	RS50212	RS60812 <sup>49,50</sup>	RS60012	—	—	RS60616	RS50616
1991-69	4WD Jimmy Full Size (¾" Lift)	—	RS60612	—	—	—	—	—

# Add-A-Leaf/Lev-A-Load

YEAR	MODEL	ADD-A-LEAF (FRONT & REAR)				LEV-A-LOAD (REAR)		
		FRONT LEAF KIT 1"-1 1/2" R.Ht.	REAR LEAF KIT		MINI-MID COMP KIT	FULLSIZE		
			SOFT RIDE 1"-1 1/2" R.Ht.	HEAVY DUTY 1"-2" R.Ht. 2"-3" R.Ht.		ORDER 1 EACH LEAF KIT & BRKT KIT		

**GMC**

## GMC — Jimmy 4 W.D. Full Size (K & V Models) — Continued

1985-69	4WD Jimmy Full Size	RS50012	RS60812 <sup>48,49</sup>	RS60012	—	—	RS60616	RS50616
---------	---------------------	---------	--------------------------	---------	---	---	---------	---------

## GMC — Jimmy 2 W.D. Compact - Inc. S Models

1993-82	2WD S-15 Jimmy Mid Size	—	—	RS60812	—	—	—	—
---------	-------------------------	---	---	---------	---	---	---	---

## GMC — Jimmy 2 W.D. Full Size (C Models)

1983-69	2WD Jimmy Full Size	—	RS60812 <sup>49</sup>	RS60012	—	—	RS60616	RS50616
1983-69	2WD Jimmy Full Size (3/4" Lift)	—	RS60612	—	—	—	—	—

## GMC — Pickup (1/2 Ton) 4 W.D. (Sierra, K & V Models)

2007-99	4WD Sierra 1500 (1/2 Ton) Pickup	—	RS60645	—	—	—	—	—
1998-88	4WD K-1500 (1/2 Ton)	—	RS60634 <sup>177</sup>	—	—	—	RS60616	RS50616
1987	4WD V-1500 (1/2 Ton)	RS50212	RS60812 <sup>49</sup>	RS60012	—	—	RS60616	RS50616
1987	4WD V-1500 (1/2 Ton) (3/4" Lift)	—	RS60612	—	—	—	—	—
1986-73	4WD K-1500 (1/2 Ton)	RS50012	RS60812 <sup>48,49</sup>	RS60012	—	—	RS60616	RS50616
1986-73	4WD K-1500 (1/2 Ton) (3/4" Lift)	—	RS60612	—	—	—	—	—
1972-63	4WD K-1500 (1/2 Ton)	RS50012	—	RS60012	—	—	RS60616	RS50616

## GMC — Pickup (1/2 Ton) 2 W.D. (Sierra, C & R Models)

1987	2WD R-1500 (1/2 Ton)	—	RS60812 <sup>49</sup>	RS60012	—	—	RS60616 <sup>12</sup>	RS50616
1987	2WD R-1500 (1/2 Ton) (3/4" Lift)	—	RS60612	—	—	—	—	—
1986-73	2WD C-1500 (1/2 Ton)	—	RS60812 <sup>49</sup>	RS60012	—	—	RS60616 <sup>12</sup>	RS50616
1986-73	2WD C-1500 (1/2 Ton) (3/4" Lift)	—	RS60612	—	—	—	—	—

## GMC — Pickup (3/4 Ton) 4 W.D. (Sierra, K & V Models)

1998-88	4WD K-2500 (3/4 Ton) - 6 Lug	—	RS60634 <sup>177</sup>	—	—	—	—	—
1987	4WD V-2500 (3/4 Ton)	RS50212	RS60812 <sup>49</sup>	RS60012	—	—	RS60616	RS50616
1987	4WD V-2500 (3/4 Ton) (3/4" Lift)	—	RS60612	—	—	—	—	—
1986-73	4WD K-2500 (3/4 Ton)	RS50012	RS60812 <sup>49</sup>	RS60012	—	—	RS60616	RS50616
1986-73	4WD K-2500 (3/4 Ton) (3/4" Lift)	—	RS60612	—	—	—	—	—
1972-63	4WD K-2500 (3/4 Ton)	RS50012	—	RS60012	—	—	RS60616	RS50616

## GMC — Pickup (3/4 Ton) 2 W.D. (Sierra, C & R Models)

1989-87	2WD R-2500 (3/4 Ton)	—	RS60812 <sup>12</sup>	RS60012	—	—	RS60616 <sup>12</sup>	RS50616
1989-87	2WD R-2500 (3/4 Ton) (3/4" Lift)	—	RS60612	—	—	—	—	—
1986-73	2WD C-2500 (3/4 Ton)	—	RS60812 <sup>49</sup>	RS60012	—	—	RS60616 <sup>12</sup>	RS50616
1986-73	2WD C-2500 (3/4 Ton) (3/4" Lift)	—	RS60612	—	—	—	—	—
1972-63	2WD C-2500 (3/4 Ton) w/ Rear Leaf Spring	—	—	RS60012	—	—	RS60616	RS50616

## GMC — Pickup S Models (Light Duty) 4 W.D. (Sonoma)

1993-82	4WD S-15 Sonoma Mid Size	—	—	RS60812	—	—	—	—
---------	--------------------------	---	---	---------	---	---	---	---

## GMC — Pickup S Models (Light Duty) 2 W.D. (Sonoma)

1993-82	2WD S-15 Sonoma Mid Size	—	—	RS60812	—	—	—	—
---------	--------------------------	---	---	---------	---	---	---	---

## GMC — Suburban 4 W.D.

1991-86	4WD Suburban — Exc. Models with lever-activated rear brake proportioning valve	RS50212	RS60812 <sup>49</sup>	RS60012	—	—	RS60616 <sup>12</sup>	RS50616
1991-73	4WD Suburban (3/4" Lift) — Exc. Models with lever-activated rear brake proportioning valve	—	RS60612	—	—	—	—	—

# Add-A-Leaf/Lev-A-Load

YEAR	MODEL	ADD-A-LEAF (FRONT & REAR)				LEV-A-LOAD (REAR)		
		FRONT LEAF KIT 1"-1 1/2" R.Ht.	REAR LEAF KIT		MINI-MID COMP KIT	FULLSIZE		
			SOFT RIDE 1"-1 1/2" R.Ht.	HEAVY DUTY 1"-2" R.Ht. 2"-3" R.Ht.		ORDER 1 EACH LEAF KIT & BRKT KIT		
<b>GMC</b>								
<b>GMC — Suburban 4 W.D. — Continued</b>								
1985-73	4WD Suburban — Exc. Models with lever-activated rear brake proportioning valve	RS50012	RS60812 <sup>49</sup>	RS60012	—	—	RS60616	RS50616
1972-63	4WD Suburban	RS50012	—	RS60012	—	—	RS60616	RS50616
<b>GMC — Suburban 2 W.D.</b>								
1991-73	2WD Suburban	—	RS60812 <sup>49</sup>	RS60012	—	—	RS60616 <sup>12</sup>	RS50616
1991-73	2WD Suburban (3/4" Lift)	—	RS60612	—	—	—	—	—
1972-63	2WD Suburban w/ Rear Leaf Spring	—	—	RS60012	—	—	RS60616	RS50616
<b>GMC — Van (1/2 Ton) Savana &amp; G Models - Inc. Rally &amp; Vandura</b>								
1990-71	G-1500 (1/2 Ton) w/rear leaf springs	—	—	RS60612	—	—	—	—
<b>INTERNATIONAL</b>								
<b>INTERNATIONAL — Pickup (Full Size) 4 W.D.</b>								
1975-60	4WD IHC Pickup	RS50212 <sup>49</sup>	—	RS60012	—	—	—	—
<b>INTERNATIONAL — Pickup (Full Size) 2 W.D.</b>								
1975-60	2WD IHC Pickup	RS50212 <sup>49</sup>	—	RS60012	—	—	—	—
<b>INTERNATIONAL — Travelall 4 W.D.</b>								
1975-60	4WD IHC Travelall	RS50212 <sup>49</sup>	—	RS60012	—	—	—	—
<b>INTERNATIONAL — Travelall 2 W.D.</b>								
1975-60	2WD IHC Travelall	RS50212 <sup>49</sup>	—	RS60012	—	—	—	—
<b>JEEP</b>								
<b>JEEP — Cherokee</b>								
2002-84	XJ Cherokee Mid Size All	—	RS60913 <sup>51</sup>	—	—	—	—	—
<b>JEEP — CJ Series 4 W.D.</b>								
1986-76	4WD CJ5, CJ7	—	—	RS60612	—	—	—	—
<b>JEEP — Jeepster (Inc. Commando) 4 W.D.</b>								
1973-69	4WD Jeepster, Commando - multi leaf only	—	—	RS60612	—	—	—	—
1968-67	4WD Jeepster, C101	—	—	RS60612	—	—	—	—
<b>JEEP — Pickup Comanche (MJ Series) 4 W.D.</b>								
1992-86	4WD Comanche Mid Size	—	RS60913 <sup>51</sup>	—	—	—	—	—
<b>JEEP — Pickup Comanche (MJ Series) 2 W.D.</b>								
1992-86	2WD Comanche Mid Size	—	RS60913 <sup>51</sup>	—	—	—	—	—
<b>JEEP — Pickup Gladiator (J Series) 4 W.D.</b>								
1973-63	4WD Gladiator	RS60512	—	RS60012	—	—	—	—
<b>JEEP — Pickup Pioneer (J Series) 4 W.D.</b>								
1986-74	4WD J10 (1/2 Ton)	RS50212	RS60612	RS60012	—	—	—	—
1986-74	4WD J20 (3/4 Ton)	RS50212	—	RS60012	—	—	—	—

FOOTNOTES MUST BE READ! THEY CONTAIN IMPORTANT INFORMATION AND RECOMMENDATIONS PERTAINING TO CERTAIN APPLICATIONS. CHECK TO MAKE SURE THERE IS AMPLE CLEARANCE FOR THE LEV-A-LOAD SPRING ASSEMBLY IN THE WHEEL WELL PRIOR TO ASSEMBLY.



# Add-A-Leaf/Lev-A-Load

YEAR	MODEL	ADD-A-LEAF (FRONT & REAR)				LEV-A-LOAD (REAR)			
		FRONT LEAF KIT 1"-1 1/2" R.Ht.	REAR LEAF KIT		MINI-MID COMP KIT	FULLSIZE			
			SOFT RIDE 1"-1 1/2" R.Ht.	HEAVY DUTY 1"-2" R.Ht. 2"-3" R.Ht.		ORDER 1 EACH LEAF KIT & BRKT KIT			
<b>JEEP</b>									
<b>JEEP — Scrambler 4 W.D.</b>									
1986-76	4WD Scrambler	—	—	RS60612	—	—	—	—	—
<b>JEEP — Wagoneer 4 W.D.</b>									
1990-74	4WD Wagoneer Full Size	RS50212	RS60612	RS60012	—	—	—	—	—
1973-63	4WD Wagoneer Full Size	RS50212	RS60612	RS60012	—	—	—	—	—
<b>JEEP — Wrangler (YJ Series)</b>									
1996- Jun 86	4WD YJ Wrangler	RS60613	—	RS60613 <sup>15</sup>	—	—	—	—	—
<b>LAND ROVER</b>									
<b>LAND ROVER — Defender 90</b>									
1981-59	4WD All	RS60612	—	RS60612	—	—	—	—	—
<b>LAND ROVER — Range Rover</b>									
1981-59	4WD All	RS60612	—	RS60612	—	—	—	—	—
<b>MAZDA</b>									
<b>MAZDA — Pickup B Series 2 W.D.</b>									
1984-72	2WD B2000, B2200	—	RS60612	—	—	—	—	—	—
<b>MITSUBISHI</b>									
<b>MITSUBISHI — Pickup Series 4 W.D.</b>									
1984-82	4WD Pickup	—	—	RS60612	—	—	—	—	—
<b>MITSUBISHI — Pickup Series 2 W.D.</b>									
1984-82	2WD Pickup	—	—	RS60612	—	—	—	—	—
<b>NISSAN</b>									
<b>NISSAN — Pickup Series 4 W.D.</b>									
1986-83	4WD Pickup	—	—	—	RS60612 <sup>30</sup>	—	—	—	—
1982-68	4WD Pickup	—	—	RS60612	—	—	—	—	—
<b>NISSAN — Pickup Series 2 W.D.</b>									
1993- July 86	2WD Hardbody Pickup	—	RS60636	—	—	—	—	—	—
1986-83	2WD Pickup	—	—	—	RS60612 <sup>30</sup>	—	—	—	—
1982-68	2WD Pickup	—	—	RS60612	—	—	—	—	—
<b>OLDSMOBILE</b>									
<b>OLDSMOBILE — Bravada 4 W.D.</b>									
1993-91	4WD Bravada	—	—	RS60812	—	—	—	—	—
<b>PLYMOUTH</b>									
<b>PLYMOUTH — Arrow (Light Duty) Pickup 2 W.D.</b>									
1982-79	2WD Arrow Mini	—	—	RS60612	—	—	—	—	—

# Add-A-Leaf/Lev-A-Load

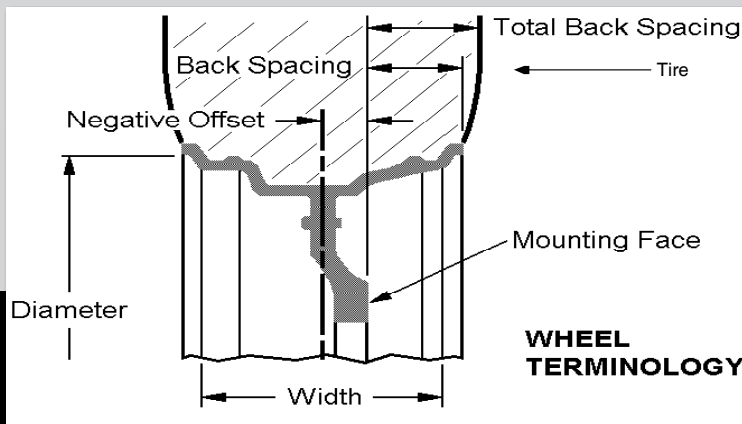
YEAR	MODEL	ADD-A-LEAF (FRONT & REAR)				LEV-A-LOAD (REAR)		
		FRONT LEAF KIT 1"-1 1/2" R.Ht.	REAR LEAF KIT		MINI-MID COMP KIT	FULLSIZE		
			SOFT RIDE 1"-1 1/2" R.Ht.	HEAVY DUTY 1"-2" R.Ht. 2"-3" R.Ht.		ORDER 1 EACH LEAF KIT & BRKT KIT		
<b>PLYMOUTH</b>								
<b>PLYMOUTH — PB Models (½ Ton) Van</b>								
1983-71	PB100, PB150 (½ Ton)	—	—	RS60612	—	—	—	—
<b>PLYMOUTH — Trailduster 4 W.D.</b>								
1978-61	4WD Trailduster	RS50212	RS60612	RS60012	—	—	RS60616	RS50616
<b>PLYMOUTH — Trailduster 2 W.D.</b>								
1978-61	2WD Trailduster	—	RS60612	RS60012	—	—	RS60616	RS50616
<b>TOYOTA</b>								
<b>TOYOTA — 4 Runner</b>								
1989-84	4WD 4 Runner	—	—	RS60612 <sup>40</sup>	—	—	—	—
<b>TOYOTA — Landcruiser</b>								
1984-55	4WD FJ25, FJ40, FJ43, FJ55, FJ60	RS60612	—	RS60612	—	—	—	—
<b>TOYOTA — Pickup (Compact) Series 4 W.D.</b>								
1988-79	4WD Mini Pickup	—	—	RS60612 <sup>40</sup>	—	—	—	—
<b>TOYOTA — Pickup (Compact) Series 2 W.D.</b>								
1983-63	2WD Mini Pickup	—	—	RS60612	—	—	—	—
<b>TOYOTA — Pickup Tacoma 4 W.D.</b>								
1996-94	4WD Tacoma w/3 leaf springs (Inc. overload leaf)	—	RS60611	—	—	—	—	—

# WHEEL AND TIRE CHART

KIT NUMBER	COMPATIBLE WITH OE WHEELS <sup>1</sup>	DEVELOPMENT TIRE <sup>2</sup>		DEVELOPMENT WHEEL <sup>2</sup>		TOTAL BACKSPACING (in)
		SIZE	ACTUAL SIZE <sup>1</sup> (in)	SIZE (in)	BACKSPACING (in)	
RS6427	YES	285/75/R16	33x11.3	16x8	4.5	-
RS6440	YES	33x12.5xR15	32.7x12.4	15x8	3.6	-
RS6475	YES	33x12.5xR15	32.7x12.4	15x8	5.0	-
RS6476	YES	33x12.5xR15	32.7x12.4	15x8	5.0	-
RS6481	YES	285x75xR16	33x11.3	16x8	4.5	-
RS6482 (B)	YES	285x75xR16	33.1x11.3	16x8	4.5	-
RS6488 (B)	YES	285x75xR16	33.1x11.3	16x8	4.5	-
RS6489 (B)	YES	285x75xR16	33.1x11.3	16x8	4.5	-
RS6503	YES	33x12.5xR15	32.7x12.4	15x8	3.8	-
RS6505	YES	33x12.5xR15	32.8x12.5	15x8	3.8	-
OPTIONAL RS6505 <sup>3</sup>	-	35x12.5xR15	34.8x12.5	15x8	3.8	-
RS6506	YES	33x12.5xR15	32.8x12.5	15x8	3.8	-
RS6507B	YES	35x12.5xR18	34.8x12.5	18x9	4.5	5.9
OPTIONAL RS6507B <sup>3</sup>	-	37x12.5xR18	36.3x12.8	18x9	4.5	-
RS6509B	YES	35x12.5xR18	34.8x12.5	18x9	4.5	5.9
OPTIONAL RS6509B <sup>3</sup>	-	37x12.5xR18	36.3x12.8	18x9	4.5	-
RS6517B	NO	35x12.5xR18	34.8x12.5	18x9	4.5	5.9
OPTIONAL RS6517B <sup>3</sup>	-	37x12.5xR18	36.3x12.8	18x9	4.5	-
RS6510 (B)	YES	285x70xR17	32.8x11.5	17x8.5	6.3	-
RS6511 (B)	YES	325x60xR20	35.5x13	20x9	6.3	7.3
RS6514 (B)	YES	325x60xR20	35.5x13	20x9	6.3	-
RS6515 (B)	YES	285x70xR17	32.8x11.5	17x8.5	6.3	-
RS6543 (B)	YES	285x75xR16	33.0x11.3	16x8	4.5	-
RS6545 (B)	NO	285x75xR16	33.0x11.3	16x8 <sup>4</sup>	4.5	-
OPTIONAL RS6545 (B) <sup>3</sup>	-	35x12.5xR17	34.9x12.9	17x8 <sup>4</sup>	4.5	-
RS6547 (B)	NO	285x75xR16	33.0x11.3	16x8 <sup>4</sup>	4.5	-
OPTIONAL RS6547 (B) <sup>3</sup>	-	35x12.5xR17	34.9x12.9	17x8 <sup>4</sup>	4.5	-
RS6548 (B)	YES	285x75xR16	33.0x11.3	16x8	4.5	-
OPTIONAL RS6548 (B) <sup>3</sup>	YES	35x12.5xR17	34.9x12.9	17x8	4.5	5.9
RS6549 (B)	YES	285x75xR16	33.0x11.3	16x8	4.5	-
OPTIONAL RS6549 (B) <sup>3</sup>	-	35x12.5xR17	34.9x12.9	17x8	4.5	-
RS6550 (B)	YES	285x75xR16	33.0x11.3	16x8	4.5	-
OPTIONAL RS6550 (B) <sup>3</sup>	-	35x12.5xR17	34.9x12.9	17x8	4.5	-
RS6551 (B)	YES	285x75xR16	33.0x11.3	16x8	4.5	-
OPTIONAL RS6551 (B) <sup>3</sup>	-	35x12.5xR17	34.9x12.9	17x8	4.5	-
RS6555 (B)	YES	285x75xR16	33.1x11.3	16x8	4.5	-
RS6556 (B)	NO	37x12.5xR17	36.9x13.4	17x10	5.0	-
OPTIONAL RS6556 (B) <sup>3</sup>	-	40x13.5xR17	39.8x14.6	17x9	6.0	7.4
RS6557 (B)	NO	37x12.5xR17	36.9x13.4	17x10	5.0	-
OPTIONAL RS6557 (B)	-	40x13.5xR17	39.8x14.6	17x9	6.0	7.4
RS6558B	NO	325x60xR20	35.5x13	20x9	5.0 <sup>5</sup>	-
OPTIONAL RS6558B	-	37x12.5xR20	36.6x12.5	20x9	5.0 <sup>5</sup>	6.0
RS6559B	NO	285x70xR17	33.1x11.3	17x9	4.5	5.3
RS6560 (B)	16" Only	265x75xR16	31.7x10.5	16x7	5.0	-
RS6561 (B)	16" Only	265x75xR16	31.8x10.5	16x7	5.0	-
RS6568 (B)	YES	285x75xR16	33.0x11.3	16x8	4.5	-
RS6570	YES	33x12.5xR15	32.7x12.4	15x8	3.6	-
RS6573 (B)	YES	35x12.5xR17	34.8x12.5	17x8.5	5.0	-
RS6577B	YES	37x12.5xR17	37x12.9	17x8	6.3	7.3
RS6579B	YES	37x12.5xR17	37x12.9	17x8	6.3	7.3
RS6581B	YES	315x70xR17	34.5x12	17x8	4.5	5.5
RS6582 (B)	YES	315x70xR17	34.5x12	17x8	5.5	-
RS6583 (B)	YES	315x70xR17	34.5x12	17x8	5.5	6.5
OPTIONAL RS6583 (B)	-	35x12.5xR17	34.9x12.5	17x8	4.5	6.5
RS6588 (B)	YES	35x12.5xR18	34.8x12.5	18x9	6.0	5.7
RS6589 (B)	YES	35x12.5xR18	34.8x12.5	18x9	6.0	6.7
RS6592	YES	265x75xR16	31.8x10.5	16x8	5.5	-
RS6593	YES	265x75xR16	31.8x10.5	16x8	5.5	-
RS6594B	YES	35x12.5xR18	34.8x12.5	18x9	6.0	6.7
RS6595B	YES	35x12.5xR18	34.8x12.5	18x9	6.0	6.7
RS6596B	YES	245x75xR17	31.6x9.8	17x7.5	6.0	-

## FOOTNOTES

- 1 - Designates when the OEM wheel is compatible with the applicable Rancho<sup>®</sup> suspension. The development or optional tire may not be compatible with the OEM wheel.
- 2 - Trimming or modification may be required to provide proper clearance for the development wheel and tire. Actual tire size varies between manufacturers.
- 3 - Use of optional wheel and tire will require trimming or modification. Actual tire size varies between manufacturers.
- 4 - RS6545, RS6547 - vehicles with OEM 17" wheels cannot use 16" wheels or smaller
- 5 - RS6558B requires 4.5" of backspacing on 16", 17" and 18" wheels.



## FORD TRACK, STRUT AND G - BUSHINGS ( Bushing can be ordered separately or in complete kits )

YEAR	VEHICLE	ONE TRACK ROD BUSHING KIT	ONE STRUT ARM BUSHING KIT	ONE 4" C-BUSHING KIT
79 - 78	4WD Bronco	RS966	RS967	RS968
77 - 66	4WD Bronco	-	RS967	RS968
79 - 73	4WD F100, F150	RS966	RS967	RS968
72 - 66	4WD F100	-	RS967	RS968

## STEERING ARMS / DRAG LINKS FOR GM AND FORD VEHICLES

On GM non-IFS vehicles with a raised height of 4", there may be a loss of turning radius on right turns. Rancho's steering arm will correct this. Kit includes new lock nuts.

YEAR	MODEL	STEERING ARM KIT	DRAG LINK KIT
91 - 73	4WD Blazer / Jimmy full size Suburban ( With Dana 44 and corporate rear axle only )	RS8701	-
87 - 73	K10, 4WD K15, K20 and K25 pickup	RS8701	-
96 - 81	4WD and 2WD Ford Ranger, F150, F250 and Bronco	RS8703*	-

\*RANCHO Pitman Arms

## LIMITING STRAPS

Our limiting straps effectively prevent the suspension from over-extending by a controlled deceleration of the system. They have enough "give", unlike cables, to avoid damaging the suspension due to sudden halting of suspension travel.

LENGTH	PAIR PART NUMBER
14.00"	RS8418
16.00"	RS8419
20.00"	RS8421
22.50"	RS8422
26.50"	RS8423
31.00"	RS8424

## LEAF SPRING SHIMS

DESCRIPTION	PART NUMBER
2.5" Shim Kit, 2 - 3/8" wide	RS8125
2" Shim Kit, 1 - 5/8" wide	RS8126

## LEAF ALIGNMENT CLAMPS

DESCRIPTION	PART NUMBER
2" wide	RS8131
3" wide	RS8132

## LEAF SPRING CENTERBOLTS

DESCRIPTION	PART NUMBER
5/16" diameter x 5" long	RS8127
3/8" diameter x 5" long	RS8128
7/16" diameter x 4" long	RS8129

## RANCHO® SHOCK AND SUSPENSION BUSHINGS

Duracush polyurethane bushings for shocks and steering stabilizers improve shock reaction time by eliminating free-play at their mounts

Durable, race-proven Duracush bushings absorb impact loads and virtually eliminate side play at spring mounts

### DURACRUSH SUSPENSION BUSHINGS

YEAR	MODEL	FRONT KIT	REAR KIT	FRAME KIT
98 - 88	4WD Chevy/GMC with Rancho® 2"-3" System	RS991	—	—
87 - 73	4WD Chevy/GMC with Stock Suspension	RS985	—	RS971 <sup>85</sup>
87 - 73	4WD Chevy/GMC with Rancho® Suspension System	RS954	—	RS971 <sup>85</sup>
72 - 67	4WD Chevy/GMC with Rancho® Suspension System	RS955	—	RS971 <sup>85</sup>
90 - 69	4WD Dodge W100, W150, W200, Ramcharger Trailduster with Rancho® Suspension System	RS963	—	—
79 - 77 1/2	4WD Ford with Front Leaf Springs	RS962	—	—
05 - 97	4WD Jeep TJ Rockcrawler * Kit for 1 link	RS996*	—	—
93 - 86	4WD Jeep Wrangler	RS982	RS982	RS970 <sup>86</sup>
86 - 76	4WD Jeep CJ5, CJ7	RS956	RS957	RS972 <sup>86</sup>
75 - 53	4WD Jeep CJ5, CJ6	RS959	RS959	RS973 <sup>86</sup>
58 - 41	4WD Jeep MB, CJ2A, CJ3A, CJ3B ( does not replace bronze bushing )	RS958	RS958	RS973 <sup>86</sup>
86 - 74	4WD Jeep J10, J20, Full-Size Wagoneer/Cherokee	—	—	RS975 <sup>85 87</sup>
81 - 72	4WD I.H.C. Scout II, Terra	RS960	RS960	—
85 - 79	4WD Toyota Mini Pickup, Trekker	RS964	—	—
80 - 64	4WD Toyota FJ40, Landcruiser .984" to 1" Spring Eye only, with Stock Suspension System	RS959 <sup>94</sup>	—	—
83 - 64	4WD Toyota FJ40 Landcruiser with Rancho® Suspension System	RS960 <sup>90</sup>	—	—

### STEERING ARMS / DRAG LINKS FOR GM AND FORD VEHICLES

Bushing Kit includes enough to do both ends of the shock. If shock has stem and eye mount, order one each stem kit and one each eye to do two shocks.

MOUNT CODE	DESCRIPTION	PARTS PACK CROSS REF	BUSHING KIT
L1	5/8" Straight Wall Bushing	-	RS980
L1	5/8" Hour Glass Bushing	-	RS978
L2	11/16" Straight Wall Bushing	-	RS992
L3	3/4" Hour Glass Bushing	-	RS984
S42*	3/8" - 16 Stem, Dual Pilot Bushing	P01192	-
S52	1/2" - 13 Stem, Dual Pilot Bushing	P01271	-

# RANCHO Leaf Springs

Vehicle	Year	Pos.	Vehicle	Year	Pos.	Vehicle	Year	Pos.
<b>RS305 (No Parts Pack)</b>			<b>JEEP — M Series (Military Jeep) 4 W.D.</b>	63-41	F	<b>RS44091 (No Parts Pack)</b>		
TOYOTA — 4 Runner	85-84	F				JEEP — CJ Series 4 W.D.	86-76	F
TOYOTA — Pickup (Compact) Series 4 W.D.	85-81	F	<b>RS44020 (No Parts Pack)</b>			JEEP — Scrambler 4 W.D.	86-76	F
			JEEP — CJ Series 4 W.D.	63-46	F	<b>RS44092 (No Parts Pack)</b>		
<b>RS305L (No Parts Pack)</b>			JEEP — M Series (Military Jeep) 4 W.D.	63-41	F	JEEP — CJ Series 4 W.D.	86-76	F
TOYOTA — 4 Runner	85-84	F				JEEP — Scrambler 4 W.D.	86-76	F
TOYOTA — Pickup (Compact) Series 4 W.D.	85-81	F	<b>RS44044 (No Parts Pack)</b>			<b>RS44110 (No Parts Pack)</b>		
			JEEP — Grand Wagoneer 4 W.D.	89-84	F	JEEP — CJ Series 4 W.D.	63-46	R
<b>RS825 (No Parts Pack)</b>			JEEP — Pickup Pioneer (J Series) 4 W.D.	86-74	F	JEEP — M Series (Military Jeep) 4 W.D.	63-41	R
INTERNATIONAL — Scout	81-72	R				<b>RS44120 (No Parts Pack)</b>		
<b>RS16243 (No Parts Pack)</b>			JEEP — Wagoneer 4 W.D.	83-74	F	JEEP — CJ Series 4 W.D.	63-46	R
JEEP — Jeepster (Inc. Commando) 4 W.D.	62-47	F	<b>RS44046 (No Parts Pack)</b>			JEEP — M Series (Military Jeep) 4 W.D.	63-41	R
JEEP — Pickup Gladiator (J Series) 4 W.D.	62-47	F	SUZUKI — Samurai 4 W.D.	88-85	F	<b>RS44146 (No Parts Pack)</b>		
<b>RS40054S (No Parts Pack)</b>			SUZUKI — Santana 4 W.D.	88-85	F	SUZUKI — Samurai 4 W.D.	88-85	R
CHEVROLET — Pickup (1 Ton) 4 W.D. (Silverado, K & V Models)	91-77	F	<b>RS44047 (No Parts Pack)</b>			SUZUKI — Santana 4 W.D.	88-85	R
CHEVROLET — Suburban (½ Ton) 4 W.D.	91-88	F	JEEP — Wrangler (YJ Series)	96-86	F	<b>RS44147 (No Parts Pack)</b>		
GMC — Pickup (¾ Ton) 4 W.D. (Sierra, K & V Models)	82-80	F				JEEP — Wrangler (YJ Series)	96-86	R
GMC — Pickup (1 Ton) 4 W.D. (Sierra, K & V Models)	91-77	F	<b>RS44050 (No Parts Pack)</b>			<b>RS44148 (No Parts Pack)</b>		
GMC — Suburban (¾ Ton) 4 W.D.	87-73	F	JEEP — Wrangler (YJ Series)	96-86	F	JEEP — Cherokee	97-84	R
						<b>RS44150 (No Parts Pack)</b>		
<b>RS41054S (No Parts Pack)</b>			<b>RS44051 (No Parts Pack)</b>			JEEP — Wrangler (YJ Series)	96-86	R
CHEVROLET — Blazer 4 W.D. Full Size (K & V Models)	72-69	F	FORD — Pickup (¾ Ton) 4 W.D. (F Series)	96-81	F	<b>RS44161 (No Parts Pack)</b>		
CHEVROLET — Pickup (½ Ton) 4 W.D. (Silverado, K & V Models)	72-67	F				JEEP — CJ Series 4 W.D.	75-53	R
CHEVROLET — Pickup (¾ Ton) 4 W.D. (Silverado, K & V Models)	72-67	F	<b>RS44053 (No Parts Pack)</b>			JEEP — M Series (Military Jeep) 4 W.D.	68-53	R
CHEVROLET — Suburban (½ Ton) 4 W.D.	72-67	F	FORD — Pickup (¾ Ton) 4 W.D. (F Series)	96-81	F	<b>RS44162 (No Parts Pack)</b>		
CHEVROLET — Suburban (¾ Ton) 4 W.D.	72-67	F				JEEP — CJ Series 2 W.D.	75-72	R
GMC — Jimmy 4 W.D. Full Size (K & V Models)	72-69	F	<b>RS44054 (No Parts Pack)</b>			JEEP — CJ Series 4 W.D.	75-53	R
GMC — Pickup (½ Ton) 4 W.D. (Sierra, K & V Models)	72-67	F	FORD — Excursion 4 W.D.	04-00	F	JEEP — DJ Dispatcher 2 W.D.	74-72	R
GMC — Pickup (¾ Ton) 4 W.D. (Sierra, K & V Models)	72-67	F	FORD — Pickup (¾ Ton) 4 W.D. (F Series)	04-99	F	JEEP — DJ Dispatcher 4 W.D.	74-72	R
GMC — Suburban (½ Ton) 4 W.D.	72-67	F	FORD — Pickup (1 Ton) 4 W.D. (F Series)	04-99	F	JEEP — M Series (Military Jeep) 4 W.D.	68-53	R
GMC — Suburban (¾ Ton) 4 W.D.	72-67	F	<b>RS44055 (No Parts Pack)</b>			<b>RS44191 (No Parts Pack)</b>		
			FORD — Pickup (¾ Ton) 4 W.D. (F Series)	04-00	F	JEEP — CJ Series 4 W.D.	86-76	R
<b>RS42054S (No Parts Pack)</b>			FORD — Pickup (1 Ton) 4 W.D. (F Series)	04-00	F	JEEP — Scrambler 4 W.D.	86-76	R
DODGE — Pickup (½ Ton) 4 W.D. (Ram 1500 & W Models)	93-69	F	<b>RS44056 (No Parts Pack)</b>			<b>RS44192 (No Parts Pack)</b>		
DODGE — Pickup (¾ Ton) 4 W.D. (Ram 2500 & W Models)	93-61	F	FORD — Excursion 4 W.D.	04-00	F	JEEP — CJ Series 4 W.D.	86-76	R
DODGE — Pickup (1 Ton) 4 W.D. (Ram 3500 & W Models)	93-74	F	FORD — Pickup (¾ Ton) 4 W.D. (F Series)	04-99	F	JEEP — Scrambler 4 W.D.	86-76	R
DODGE — Ramcharger 4 W.D.	93-74	F	FORD — Pickup (1 Ton) 4 W.D. (F Series)	04-99	F	<b>RS46053S (No Parts Pack)</b>		
PLYMOUTH — Trailduster 4 W.D.	77-74	F	<b>RS44057 (No Parts Pack)</b>			FORD — Pickup (½ Ton) 4 W.D. (F Series)	79-77	F
			FORD — Pickup (¾ Ton) 4 W.D. (F Series)	04-00	F	FORD — Pickup (¾ Ton) 4 W.D. (F Series)	79-67	F
<b>RS43033 (No Parts Pack)</b>			FORD — Pickup (1 Ton) 4 W.D. (F Series)	04-00	F	<b>RS86201 (No Parts Pack)</b>		
TOYOTA — Landcruiser	80-64	F	<b>RS44061 (No Parts Pack)</b>			CHEVROLET — Blazer 4 W.D. Full Size (K & V Models)	87-73	F
<b>RS43133 (No Parts Pack)</b>			JEEP — CJ Series 4 W.D.	75-53	F	CHEVROLET — Pickup (½ Ton) 4 W.D. (Silverado, K & V Models)	87-73	F
TOYOTA — Landcruiser	80-64	R	JEEP — M Series (Military Jeep) 4 W.D.	68-53	F	CHEVROLET — Pickup (¾ Ton) 4 W.D. (Silverado, K & V Models)	87-73	F
<b>RS44010 (No Parts Pack)</b>			<b>RS44062 (No Parts Pack)</b>			CHEVROLET — Suburban (½ Ton) 4 W.D.	91-73	F
JEEP — CJ Series 4 W.D.	63-46	F	JEEP — CJ Series 2 W.D.	75-72	F	CHEVROLET — Suburban (¾ Ton) 4 W.D.	91-73	F
			JEEP — CJ Series 4 W.D.	75-53	F	<b>RS86201 — Continued</b>		
			JEEP — DJ Dispatcher 2 W.D.	74-72	F	GMC — Jimmy 4 W.D. Full Size (K & V Models)	87-73	F
			JEEP — DJ Dispatcher 4 W.D.	74-72	F	GMC — Pickup (½ Ton) 4 W.D. (Sierra, K & V Models)	87-73	F
			JEEP — M Series (Military Jeep) 4 W.D.	68-53	F			
			<b>RS44082 (No Parts Pack)</b>					
			JEEP — CJ Series 4 W.D.	86-76	F			
			JEEP — Scrambler 4 W.D.	86-76	F			

# RANCHO Leaf Springs

Vehicle	Year	Pos.	Vehicle	Year	Pos.	Vehicle	Year	Pos.
GMC — Pickup (¾ Ton) 4 W.D. (Sierra, K & V Models)	87-73	F	CHEVROLET — Pickup (½ Ton) 4 W.D. (Silverado, K & V Models)	87-73	F	GMC — Pickup (½ Ton) 4 W.D. (Sierra, K & V Models)	87-73	R
GMC — Suburban (½ Ton) 4 W.D.	91-73	F	CHEVROLET — Pickup (¾ Ton) 4 W.D. (Silverado, K & V Models)	87-73	F	GMC — Suburban (½ Ton) 4 W.D.	87-73	R
GMC — Suburban (¾ Ton) 4 W.D.	91-73	F	CHEVROLET — Pickup (1 Ton) 4 W.D. (Silverado, K & V Models)	91-77	F	<b>RS86210 (No Parts Pack)</b>		
<b>RS86202 (No Parts Pack)</b>			CHEVROLET — Suburban (½ Ton) 4 W.D.	91-73	F	CHEVROLET — Blazer 4 W.D. Full Size (K & V Models)	91-73	F
CHEVROLET — Blazer 4 W.D. Full Size (K & V Models)	91-73	F	CHEVROLET — Suburban (¾ Ton) 4 W.D.	87-73	F	CHEVROLET — Pickup (½ Ton) 4 W.D. (Silverado, K & V Models)	87-73	F
CHEVROLET — Pickup (½ Ton) 4 W.D. (Silverado, K & V Models)	87-73	F	GMC — Jimmy 4 W.D. Full Size (K & V Models)	91-73	F	CHEVROLET — Suburban (½ Ton) 4 W.D.	87-73	F
CHEVROLET — Pickup (¾ Ton) 4 W.D. (Silverado, K & V Models)	87-73	F	GMC — Pickup (½ Ton) 4 W.D. (Sierra, K & V Models)	87-73	F	GMC — Jimmy 4 W.D. Full Size (K & V Models)	91-73	F
CHEVROLET — Suburban (½ Ton) 4 W.D.	91-73	F	GMC — Pickup (¾ Ton) 4 W.D. (Sierra, K & V Models)	87-73	F	GMC — Pickup (½ Ton) 4 W.D. (Sierra, K & V Models)	87-73	F
CHEVROLET — Suburban (¾ Ton) 4 W.D.	83-73	F	GMC — Pickup (1 Ton) 4 W.D. (Sierra, K & V Models)	91-77	F	GMC — Suburban (½ Ton) 4 W.D.	87-73	F
GMC — Jimmy 4 W.D. Full Size (K & V Models)	91-73	F	GMC — Suburban (½ Ton) 4 W.D.	91-73	F	<b>RS86211 (No Parts Pack)</b>		
GMC — Pickup (½ Ton) 4 W.D. (Sierra, K & V Models)	87-73	F	GMC — Suburban (¾ Ton) 4 W.D.	87-73	F	CHEVROLET — Blazer 4 W.D. Full Size (K & V Models)	91-73	R
GMC — Pickup (¾ Ton) 4 W.D. (Sierra, K & V Models)	87-73	F	<b>RS86209 (No Parts Pack)</b>			CHEVROLET — Pickup (½ Ton) 4 W.D. (Silverado, K & V Models)	87-73	R
GMC — Suburban (½ Ton) 4 W.D.	91-73	F	CHEVROLET — Blazer 4 W.D. Full Size (K & V Models)	91-73	R	CHEVROLET — Suburban (½ Ton) 4 W.D.	87-73	R
GMC — Suburban (¾ Ton) 4 W.D.	83-73	F	CHEVROLET — Pickup (½ Ton) 4 W.D. (Silverado, K & V Models)	87-73	R	<b>RS86209 — Continued</b>		
<b>RS86206 (No Parts Pack)</b>			CHEVROLET — Suburban (½ Ton) 4 W.D.	87-73	R	GMC — Jimmy 4 W.D. Full Size (K & V Models)	91-73	R
CHEVROLET — Blazer 4 W.D. Full Size (K & V Models)	91-73	F						

# RANCHO Torsion Bar Kit

Vehicle	Year	Pos.	Vehicle	Year	Pos.	Vehicle	Year	Pos.
CHEVROLET — Pickup (½ Ton) 4 W.D. (Silverado, K & V Models)	98-88	F	CHEVROLET — Suburban (½ Ton) 4 W.D.	99-92	F	GMC — Pickup (¾ Ton) 4 W.D. (Sierra, K & V Models)	98-88	F
<b>RS640 — Continued</b>			CHEVROLET — Tahoe 4 W.D.	99-95	F	GMC — Suburban (½ Ton) 4 W.D.	99-92	F
CHEVROLET — Pickup (¾ Ton) 4 W.D. (Silverado, K & V Models)	98-88	F	<b>RS640 — Continued</b>			GMC — Yukon 4 W.D.	99-92	F
			GMC — Pickup (½ Ton) 4 W.D. (Sierra, K & V Models)	98-88	F	<b>RS703 (No Parts Pack)</b>		
						CHEVROLET — Blazer 4 W.D. Full Size (K & V Models)	76-69	F

# RANCHO U-Bolt Kits

Vehicle	Year	Pos.	Vehicle	Year	Pos.	Vehicle	Year	Pos.
CHEVROLET — Pickup (½ Ton) 4 W.D. (Silverado, K & V Models)	76-67	F	GMC — Suburban (½ Ton) 4 W.D.	76-67	F	CHEVROLET — Suburban (¾ Ton) 4 W.D.	83-76	F
CHEVROLET — Pickup (¾ Ton) 4 W.D. (Silverado, K & V Models)	76-67	F	GMC — Suburban (¾ Ton) 4 W.D.	76-67	F	GMC — Jimmy 4 W.D. Full Size (K & V Models)	86-76	F
CHEVROLET — Suburban (½ Ton) 4 W.D.	76-67	F	<b>RS705 (No Parts Pack)</b>			GMC — Pickup (½ Ton) 4 W.D. (Sierra, K & V Models)	87-76	F
CHEVROLET — Suburban (¾ Ton) 4 W.D.	76-67	F	CHEVROLET — Blazer 4 W.D. Full Size (K & V Models)	86-76	F	GMC — Pickup (¾ Ton) 4 W.D. (Sierra, K & V Models)	87-76	F
GMC — Jimmy 4 W.D. Full Size (K & V Models)	76-69	F	CHEVROLET — Pickup (½ Ton) 4 W.D. (Silverado, K & V Models)	87-76	F	GMC — Suburban (½ Ton) 4 W.D.	87-76	F
GMC — Pickup (½ Ton) 4 W.D. (Sierra, K & V Models)	76-67	F	CHEVROLET — Pickup (¾ Ton) 4 W.D. (Silverado, K & V Models)	87-76	F	GMC — Suburban (¾ Ton) 4 W.D.	83-76	F
<b>RS703 — Continued</b>			<b>RS705 — Continued</b>			<b>RS707 (No Parts Pack)</b>		
GMC — Pickup (¾ Ton) 4 W.D. (Sierra, K & V Models)	76-67	F	CHEVROLET — Suburban (½ Ton) 4 W.D.	87-76	F	CHEVROLET — Blazer 4 W.D. Full Size (K & V Models)	91-87	F
						CHEVROLET — Suburban (½ Ton) 4 W.D.	91-88	F

# RANCHO U-Bolt Kits

Vehicle	Year	Pos.	Vehicle	Year	Pos.	Vehicle	Year	Pos.
GMC — Jimmy 4 W.D. Full Size (K & V Models)	91-87	F	JEEP — M Series (Military Jeep) 4 W.D.	68-41	F	<b>RS747 (No Parts Pack)</b>		
GMC — Suburban (½ Ton) 4 W.D.	91-88	F	<b>RS716 (No Parts Pack)</b>			DODGE — Pickup (¾ Ton) 4 W.D. (Ram 2500 & W Models)	08-03	R
<b>RS711 (No Parts Pack)</b>			SUZUKI — Samurai 4 W.D.	88-85	F	DODGE — Pickup (1 Ton) 4 W.D. (Ram 3500 & W Models)	08-03	R
JEEP — CJ Series 4 W.D.	86-76	R	SUZUKI — Santana 4 W.D.	88-85	F	<b>RS748 (No Parts Pack)</b>		
	68-46	R	<b>RS720 (No Parts Pack)</b>			DODGE — Pickup (½ Ton) 4 W.D. (Ram 1500 & W Models)	08-06	R
JEEP — M Series (Military Jeep) 4 W.D.	68-46	R	JEEP — Wrangler (YJ Series)	96-86	F	DODGE — Pickup (¾ Ton) 4 W.D. (Ram 2500 & W Models)	08-03	R
JEEP — Scrambler 4 W.D.	86-76	R	<b>RS721 (No Parts Pack)</b>			DODGE — Pickup (1 Ton) 4 W.D. (Ram 3500 & W Models)	08-03	R
<b>RS712 (No Parts Pack)</b>			JEEP — Wrangler (YJ Series)	96-86	R	<b>RS6653 (No Parts Pack)</b>		
JEEP — CJ Series 2 W.D.	75-72	F	<b>RS732 (No Parts Pack)</b>			FORD — Pickup (¾ Ton) 4 W.D. (F Series)	04-00	F
JEEP — CJ Series 4 W.D.	86-72	F	DODGE — Pickup (½ Ton) 4 W.D. (Ram 1500 & W Models)	74-69	F	FORD — Pickup (1 Ton) 4 W.D. (F Series)	04-00	F
JEEP — DJ Dispatcher 2 W.D.	74-72	F	DODGE — Pickup (¾ Ton) 4 W.D. (Ram 2500 & W Models)	74-69	F	<b>RS5001 (No Parts Pack)</b>		
JEEP — DJ Dispatcher 4 W.D.	74-72	F	DODGE — Pickup (1 Ton) 4 W.D. (Ram 3500 & W Models)	74-69	F	CHEVROLET — Blazer 4 W.D. Full Size (K & V Models)	94-69	F
JEEP — Scrambler 4 W.D.	86-76	F	<b>RS737 (No Parts Pack)</b>					
<b>RS713 (No Parts Pack)</b>			TOYOTA — 4 Runner	85-84	R			
JEEP — CJ Series 2 W.D.	75-72	R	TOYOTA — Pickup (Compact) Series 4 W.D.	85-81	R			
JEEP — CJ Series 4 W.D.	75-69	R	<b>RS741 (No Parts Pack)</b>					
JEEP — DJ Dispatcher 2 W.D.	74-72	R	JEEP — Cherokee	97-84	R			
JEEP — DJ Dispatcher 4 W.D.	74-72	R	<b>RS746 (No Parts Pack)</b>					
<b>RS714 (No Parts Pack)</b>			JEEP — Cherokee	97-84	R			
JEEP — CJ Series 4 W.D.	71-46	F						
JEEP — Jeepster (Inc. Commando) 4 W.D.	62-47	F						

# RANCHO RS5000 Shock Absorbers

Vehicle	Year	Pos.	Vehicle	Year	Pos.	Vehicle	Year	Pos.
CHEVROLET — Pickup (½ Ton) 4 W.D. (Silverado, K & V Models)	96-69	F	PLYMOUTH — Trailduster 4 W.D.	83-74	R	FORD — Bronco (Full Size Models) 4 W.D.	94-80	R
CHEVROLET — Pickup (¾ Ton) 4 W.D. (Silverado, K & V Models)	98-69	F	<b>RS5006 (No Parts Pack)</b>			GMC — Pickup (½ Ton) 4 W.D. (Sierra, K & V Models)	93-88	F
CHEVROLET — Pickup (1 Ton) 4 W.D. (Silverado, K & V Models)	99-77	F	CHEVROLET — Blazer 4 W.D. Full Size (K & V Models)	94-92	F	GMC — Pickup (¾ Ton) 4 W.D. (Sierra, K & V Models)	87-73	R
CHEVROLET — Suburban (½ Ton) 4 W.D.	91-69	F	CHEVROLET — Pickup (½ Ton) 4 W.D. (Silverado, K & V Models)	98-88	F	ISUZU — Amigo 2 W.D.	95-89	R
CHEVROLET — Suburban (¾ Ton) 4 W.D.	87-69	F	CHEVROLET — Pickup (¾ Ton) 4 W.D. (Silverado, K & V Models)	98-88	F	ISUZU — Amigo 4 W.D.	95-89	R
CHEVROLET — Suburban 4 W.D.	98-69	F	CHEVROLET — Suburban 4 W.D.	99-92	F	ISUZU — Pickup Series 2 W.D.	90-89	R
CHEVROLET — Tahoe 4 W.D.	99-95	F	CHEVROLET — Tahoe 4 W.D.	99-95	F	ISUZU — Pickup Series 4 W.D.	90-89	R
GMC — Jimmy 4 W.D. Full Size (K & V Models)	91-69	F	GMC — Pickup (¾ Ton) 4 W.D. (Sierra, K & V Models)	98-88	F	<b>RS5009 (No Parts Pack)</b>		
GMC — Pickup (½ Ton) 4 W.D. (Sierra, K & V Models)	96-69	F	GMC — Suburban 4 W.D.	99-92	F	FORD — Pickup (½ Ton) 2 W.D. (F Series)	79-70	R
GMC — Pickup (¾ Ton) 4 W.D. (Sierra, K & V Models)	98-69	F	GMC — Yukon 4 W.D.	99-92	F	FORD — Pickup (½ Ton) 4 W.D. (F Series)	79-70	R
GMC — Pickup (1 Ton) 4 W.D. (Sierra, K & V Models)	98-77	F	JEEP — CJ Series 4 W.D.	81-76	F	FORD — Pickup (¾ Ton) 2 W.D. (F Series)	79-70	R
GMC — Suburban (½ Ton) 4 W.D.	91-69	F	JEEP — Scrambler 4 W.D.	81-76	F	FORD — Pickup (¾ Ton) 4 W.D. (F Series)	79-77	R
GMC — Suburban (¾ Ton) 4 W.D.	87-69	F	TOYOTA — Pickup Tacoma 2 W.D.	04-95	R	<b>RS5010 (No Parts Pack)</b>		
GMC — Suburban 4 W.D.	99-69	F	<b>RS5007 (No Parts Pack)</b>			CHEVROLET — Pickup (¾ Ton) 4 W.D. (Silverado, K & V Models)	87-73	R
GMC — Yukon 4 W.D.	99-92	F	FORD — Pickup Ranger (Light Duty) 2 W.D.	95-93	R	DODGE — Durango 4 W.D.	02-98	R
<b>RS5005 (No Parts Pack)</b>			FORD — Pickup / Chassis Cab F-450 2 W.D.	98-93	R	DODGE — Pickup (½ Ton) 4 W.D. (Ram 1500 & W Models)	93-75	R
DODGE — Pickup (½ Ton) 4 W.D. (Ram 1500 & W Models)	93-72	R	<b>RS5008 (No Parts Pack)</b>			DODGE — Pickup Dakota 4 W.D.	02-97	R
DODGE — Pickup (¾ Ton) 4 W.D. (Ram 2500 & W Models)	93-72	R	CHEVROLET — Pickup (¾ Ton) 4 W.D. (Silverado, K & V Models)	87-73	R	FORD — Pickup (½ Ton) 2 W.D. (F Series)	91-90	R
<b>RS5005 — Continued</b>			DODGE — Pickup (½ Ton) 4 W.D. (Ram 1500 & W Models)	01-94	F	FORD — Pickup Ranger (Light Duty) 2 W.D.	92-83	R
DODGE — Pickup (1 Ton) 4 W.D. (Ram 3500 & W Models)	93-69	R	<b>RS5008 — Continued</b>			<b>RS5010 — Continued</b>		
DODGE — Ramcharger 4 W.D.	93-74	R	DODGE — Pickup (¾ Ton) 4 W.D. (Ram 2500 & W Models)	02-94	F	FORD — Pickup Ranger (Light Duty) 4 W.D.	92-83	R



# RANCHO RS5000 Shock Absorbers

Vehicle	Year	Pos.	Vehicle	Year	Pos.	Vehicle	Year	Pos.
GMC — Pickup (¾ Ton) 4 W.D. (Sierra, K & V Models)	87-73	R	<b>RS5041 (No Parts Pack)</b>			<b>RS5112 — Continued</b>		
MAZDA — Pickup B Series 4 W.D.	97-94	R	TOYOTA — Pickup Tundra 2 W.D.	06-00	R	CHEVROLET — Pickup (1 Ton) 4 W.D. (Silverado, K & V Models)	68-67	R
<b>RS5012 (No Parts Pack)</b>			<b>RS5042 (No Parts Pack)</b>			CHEVROLET — Suburban (½ Ton) 4 W.D.	91-67	R
DODGE — Pickup (½ Ton) 4 W.D. (Ram 1500 & W Models)	93-75	R	FORD — Pickup (¾ Ton) 4 W.D. (F Series)	07-05	F	CHEVROLET — Suburban (¾ Ton) 4 W.D.	87-67	R
<b>EXTENDED LENGTH SHOCKS — For Custom Off Road Use Only</b>		B	FORD — Pickup (1 Ton) 4 W.D. (F Series)	08-05	F	CHEVROLET — Suburban 4 W.D.	91-67	R
<b>RS5014 (No Parts Pack)</b>			<b>RS5043 (No Parts Pack)</b>			DODGE — Pickup (½ Ton) 2 W.D. (Ram 1500 & D Models)	00-94	R
FORD — Pickup (½ Ton) 4 W.D. (F Series)	79-77	F	FORD — Pickup (¾ Ton) 4 W.D. (F Series)	08-05	F	FORD — Expedition 4 W.D.	02-97	R
FORD — Pickup (¾ Ton) 4 W.D. (F Series)	65-61	F	<b>RS5044 (No Parts Pack)</b>			FORD — Pickup (½ Ton) 4 W.D. (F Series)	96-80	R
<b>RS5017 (No Parts Pack)</b>			DODGE — Pickup (¾ Ton) 4 W.D. (Ram 2500 & W Models)	08-94	F	FORD — Pickup (¾ Ton) 2 W.D. (F Series)	69-66	R
FORD — Bronco (Full Size Models) 4 W.D.	79-78	F	FORD — Pickup (¾ Ton) 4 W.D. (F Series)	08-05	F	FORD — Pickup (¾ Ton) 4 W.D. (F Series)	96-87	R
FORD — Pickup (½ Ton) 4 W.D. (F Series)	79-78	F	FORD — Pickup (1 Ton) 4 W.D. (F Series)	08-05	F	FORD — Pickup (¾ Ton) 4 W.D. (F Series)	99-80	R
TOYOTA — 4 Runner	85-84	F	<b>RS5045 (No Parts Pack)</b>			FORD — Pickup (1 Ton) 4 W.D. (F Series)	98-86	R
TOYOTA — Pickup (Compact) Series 4 W.D.	85-79	F	FORD — Pickup (¾ Ton) 4 W.D. (F Series)	08-05	R	FORD — Pickup / Chassis Cab F-450 2 W.D.	98-93	F
<b>RS5029 (No Parts Pack)</b>			FORD — Pickup (1 Ton) 4 W.D. (F Series)	08-05	R	GMC — Jimmy 4 W.D. Full Size (K & V Models)	91-69	R
DODGE — Durango 4 W.D.	03-98	F	<b>RS5046 (No Parts Pack)</b>			GMC — Jimmy 2 W.D. Full Size (C Models)	83-69	R
FORD — Bronco (Full Size Models) 4 W.D.	96-80	F	FORD — Pickup (¾ Ton) 2 W.D. (F Series)	07-05	R	GMC — Pickup (½ Ton) 4 W.D. (Sierra, K & V Models)	87-67	R
FORD — Pickup (½ Ton) 2 W.D. (F Series)	96-80	F	FORD — Pickup (1 Ton) 2 W.D. (F Series)	08-05	R	GMC — Pickup (¾ Ton) 4 W.D. (Sierra, K & V Models)	87-67	R
FORD — Pickup (½ Ton) 4 W.D. (F Series)	96-80	F	FORD — Pickup (1 Ton) 4 W.D. (F Series)	08-05	R	GMC — Pickup (1 Ton) 4 W.D. (Sierra, K & V Models)	68-67	R
FORD — Pickup (¾ Ton) 2 W.D. (F Series)	97-80	F	<b>RS5047 (No Parts Pack)</b>			GMC — Suburban (½ Ton) 4 W.D.	91-67	R
FORD — Pickup (1 Ton) 2 W.D. (F Series)	98-80	F	FORD — Pickup (1 Ton) 4 W.D. (F Series)	08-05	R	GMC — Suburban (¾ Ton) 4 W.D.	87-67	R
NISSAN — Terrano 2 W.D.	95-86	F	<b>RS5048 (No Parts Pack)</b>			GMC — Suburban 4 W.D.	91-69	R
NISSAN — Terrano 4 W.D.	95-86	F	FORD — Pickup (¾ Ton) 4 W.D. (F Series)	08-05	F	MAZDA — Pickup B Series 2 W.D.	05-01	R
<b>RS5034 (No Parts Pack)</b>			<b>RS5056 (No Parts Pack)</b>			MAZDA — Pickup B Series 4 W.D.	05-98	R
<b>EXTENDED LENGTH SHOCKS — For Custom Off Road Use Only</b>		B	DODGE — Pickup (½ Ton) 4 W.D. (Ram 1500 & W Models)	08-06	R	TOYOTA — Pickup (Compact) Series 4 W.D.	83-79	R
<b>RS5036 (No Parts Pack)</b>			DODGE — Pickup (¾ Ton) 4 W.D. (Ram 2500 & W Models)	08-03	R	<b>RS5113 (No Parts Pack)</b>		
<b>EXTENDED LENGTH SHOCKS — For Custom Off Road Use Only</b>		B	DODGE — Pickup (1 Ton) 4 W.D. (Ram 3500 & W Models)	08-03	R	CHEVROLET — Blazer 4 W.D. Full Size (K & V Models)	91-81	F
<b>RS5039 (No Parts Pack)</b>			<b>RS5111 (No Parts Pack)</b>			CHEVROLET — Pickup (½ Ton) 2 W.D. (Silverado, C & R Models)	72-63	R
FORD — Bronco II 2 W.D.	89-86	F	DODGE — Pickup (½ Ton) 4 W.D. (Ram 1500 & W Models)	93-61	F	CHEVROLET — Pickup (½ Ton) 4 W.D. (Silverado, K & V Models)	87-81	F
FORD — Bronco II 4 W.D.	89-83	F	DODGE — Pickup (¾ Ton) 4 W.D. (Ram 2500 & W Models)	93-61	F	CHEVROLET — Pickup (¾ Ton) 2 W.D. (Silverado, C & R Models)	72-67	R
FORD — Explorer 2 W.D.	94-90	F	DODGE — Pickup (1 Ton) 4 W.D. (Ram 3500 & W Models)	69-65	R	CHEVROLET — Pickup (¾ Ton) 4 W.D. (Silverado, K & V Models)	87-81	F
FORD — Explorer 4 W.D.	94-90	F	DODGE — Ramcharger 4 W.D.	93-74	F	<b>RS5112 (No Parts Pack)</b>		
FORD — Pickup Ranger (Light Duty) 2 W.D.	97-83	F	<b>RS5112 (No Parts Pack)</b>			CHEVROLET — Blazer 4 W.D. Full Size (K & V Models)	91-69	R
FORD — Pickup Ranger (Light Duty) 4 W.D.	97-83	F	CHEVROLET — Blazer 2 W.D. Full Size (C Models)	83-69	R	CHEVROLET — Pickup (1 Ton) 2 W.D. (Silverado, C & R Models)	72-67	R
FORD — Van (½ Ton) E Series - Inc. Club Wagon	91-75	F	CHEVROLET — Pickup (½ Ton) 4 W.D. (Silverado, K & V Models)	87-67	R	CHEVROLET — Pickup (¾ Ton) 4 W.D. (Silverado, K & V Models)	87-81	F
MAZDA — Navajo 2 W.D.	94-90	F	<b>RS5112 (No Parts Pack)</b>			CHEVROLET — Pickup (1 Ton) 2 W.D. (Silverado, C & R Models)	72-67	R
MAZDA — Navajo 4 W.D.	94-90	F	CHEVROLET — Blazer 2 W.D. Full Size (C Models)	83-69	R	CHEVROLET — Pickup LUV (Light Duty) 2 W.D.	83-72	R
MAZDA — Pickup B Series 2 W.D.	97-86	F	CHEVROLET — Pickup (½ Ton) 4 W.D. (Silverado, K & V Models)	87-67	R	CHEVROLET — Pickup LUV (Light Duty) 4 W.D.	83-79	R
MAZDA — Pickup B Series 4 W.D.	97-87	F	CHEVROLET — Pickup (¾ Ton) 4 W.D. (Silverado, K & V Models)	87-67	R	CHEVROLET — Suburban 4 W.D.	91-81	F
<b>RS5040 (No Parts Pack)</b>			<b>RS5040 (No Parts Pack)</b>					
TOYOTA — Pickup Tundra 4 W.D.	06-00	R	TOYOTA — Pickup Tundra 4 W.D.	06-00	R			

# RANCHO RS5000 Shock Absorbers

Vehicle	Year	Pos.	Vehicle	Year	Pos.	Vehicle	Year	Pos.
<b>RS5113 — Continued</b>			<b>RS5113 — Continued</b>			<b>RS5116 (No Parts Pack)</b>		
CHEVROLET — Van (½ Ton) Express & G Models - Inc. Sportvan	95-70	R	MITSUBISHI — Pickup Series 2 W.D.	96-79	R	CHEVROLET — Van (1 Ton) Express & G Models - Inc. Sportvan	95-92	R
CHEVROLET — Van (¾ Ton) Express & G Models - Inc. Sportvan	95-70	R	NISSAN — Frontier 2 W.D.	02-98	R	DODGE — Pickup (½ Ton) 2 W.D. (Ram 1500 & D Models)	93-61	R
CHEVROLET — Van (1 Ton) Express & G Models - Inc. Sportvan	91-70	R	NISSAN — Frontier 4 W.D.	03-00	R	DODGE — Pickup (½ Ton) 4 W.D. (Ram 1500 & W Models)	71-61	R
DODGE — Van (½ Ton) Ram & B Models - Inc. Wagon	03-70	R	NISSAN — Pickup Series 2 W.D.	97-86	R	DODGE — Pickup (¾ Ton) 2 W.D. (Ram 2500 & D Models)	93-61	R
DODGE — Van (¾ Ton) Ram & B Models - Inc. Wagon	03-70	R	NISSAN — Pickup Series 4 W.D.	97-83	R	DODGE — Pickup (¾ Ton) 4 W.D. (Ram 2500 & W Models)	71-61	R
DODGE — Van (1 Ton) Ram & B Models - Inc. Wagon	03-70	R	PLYMOUTH — PB Models (½ Ton) Van	83-70	R	DODGE — Pickup (1 Ton) 2 W.D. (Ram 3500 & D Models)	93-72	R
FORD — Bronco (Full Size Models) 4 W.D.	79-66	R	PLYMOUTH — PB Models (¾ Ton) Van	83-70	R	DODGE — Ramcharger 2 W.D.	93-75	R
FORD — Pickup (½ Ton) 4 W.D. (F Series)	65-61	R	PLYMOUTH — Trailduster 4 W.D.	83-74	F	DODGE — Ramcharger 4 W.D.	75-74	R
FORD — Pickup (¾ Ton) 4 W.D. (F Series)	65-61	R	SUZUKI — Samurai 4 W.D.	87-85	R	FORD — Bronco (Full Size Models) 4 W.D.	96-94	R
GMC — Jimmy 4 W.D. Full Size (K & V Models)	91-81	F	TOYOTA — Landcruiser	84-75	F	FORD — Pickup (½ Ton) 2 W.D. (F Series)	96-80	R
GMC — Jimmy 2 W.D. Full Size (C Models)	72-69	R	U.S. POSTAL VEHICLE — FJ Series 2 W.D.	74-64	B	FORD — Pickup (½ Ton) 4 W.D. (F Series)	96-80	R
GMC — Pickup (½ Ton) 2 W.D. (Sierra, C & R Models)	72-67	R	<b>RS5114 (No Parts Pack)</b>	07-50	B	FORD — Pickup (¾ Ton) 2 W.D. (F Series)	97-80	R
GMC — Pickup (½ Ton) 4 W.D. (Sierra, K & V Models)	87-81	F	CHEVROLET — Van (½ Ton) Express & G Models - Inc. Sportvan	69-64	F	FORD — Pickup (¾ Ton) 4 W.D. (F Series)	91-80	R
GMC — Pickup (¾ Ton) 2 W.D. (Sierra, C & R Models)	72-67	R	CHEVROLET — Van (¾ Ton) Express & G Models - Inc. Sportvan	69-64	F	FORD — Pickup (1 Ton) 4 W.D. (F Series)	77-61	R
GMC — Pickup (¾ Ton) 4 W.D. (Sierra, K & V Models)	87-81	F	DODGE — Pickup (½ Ton) 2 W.D. (Ram 1500 & D Models)	71-61	F	FORD — Pickup (1 Ton) 4 W.D. (F Series)	98-87	R
GMC — Pickup (¾ Ton) 4 W.D. (Sierra, K & V Models)	87-81	F	DODGE — Pickup (½ Ton) 4 W.D. (Ram 1500 & W Models)	93-61	F	GMC — Van (1 Ton) Savana & G Models - Inc. Rally & Vandura	95-92	R
GMC — Pickup (1 Ton) 2 W.D. (Sierra, C & R Models)	72-67	R	DODGE — Pickup (¾ Ton) 2 W.D. (Ram 2500 & D Models)	71-61	F	JEEP — Jeepster (Inc. Commando) 4 W.D.	62-47	R
GMC — Suburban 2 W.D.	68-63	R	DODGE — Pickup (¾ Ton) 4 W.D. (Ram 2500 & W Models)	93-61	F	JEEP — Pickup Gladiator (J Series) 4 W.D.	73-63	F
GMC — Suburban 4 W.D.	91-81	F	DODGE — Pickup (1 Ton) 2 W.D. (Ram 3500 & D Models)	71-61	F	JEEP — Wagoneer 4 W.D.	62-47	R
GMC — Van (½ Ton) Savana & G Models - Inc. Rally & Vandura	95-70	R	DODGE — Pickup (1 Ton) 4 W.D. (Ram 2500 & W Models)	93-61	F	NISSAN — Frontier 2 W.D.	73-63	F
GMC — Van (¾ Ton) Savana & G Models - Inc. Rally & Vandura	95-70	R	DODGE — Pickup (1 Ton) 4 W.D. (Ram 3500 & D Models)	71-61	F	NISSAN — Frontier 4 W.D.	04-98	R
GMC — Van (1 Ton) Savana & G Models - Inc. Rally & Vandura	91-70	R	DODGE — Pickup (1 Ton) 4 W.D. (Ram 3500 & D Models)	93-69	F	NISSAN — Pathfinder 2 W.D.	04-00	R
INTERNATIONAL — Scout	81-72	R	DODGE — Ramcharger 4 W.D.	93-74	F	NISSAN — Pathfinder 4 W.D.	95-86	R
	1971	R	GMC — Van (½ Ton) Savana & G Models - Inc. Rally & Vandura	69-64	F	NISSAN — Xterra 2 W.D.	95-86	R
	70-61	F	GMC — Van (¾ Ton) Savana & G Models - Inc. Rally & Vandura	69-64	F	NISSAN — Xterra 4 W.D.	04-00	R
ISUZU — Pickup Series 2 W.D.	95-91	R	JEEP — Wagoneer 4 W.D.	73-63	F	PLYMOUTH — PB Models (1 Ton) Van	04-00	R
ISUZU — Pickup Series 4 W.D.	95-91	R	PLYMOUTH — Trailduster 4 W.D.	83-74	F	PLYMOUTH — PB Models (1 Ton) Van	83-70	R
JEEP — CJ Series 2 W.D.	75-72	B	<b>RS5115 (No Parts Pack)</b>			PLYMOUTH — Trailduster 2 W.D.	78-72	R
JEEP — CJ Series 4 W.D.	86-53	B	FORD — Bronco (Full Size Models) 4 W.D.	96-66	F	PLYMOUTH — Trailduster 4 W.D.	75-74	R
	52-41	R	FORD — Pickup (½ Ton) 2 W.D. (F Series)	79-70	B	TOYOTA — Landcruiser	84-64	R
JEEP — DJ Dispatcher 2 W.D.	74-72	B	FORD — Pickup (½ Ton) 4 W.D. (F Series)	96-80	F	TOYOTA — Pickup (Compact) Series 4 W.D.	83-79	R
JEEP — DJ Dispatcher 4 W.D.	74-72	B	FORD — Pickup (¾ Ton) 2 W.D. (F Series)	79-77	B	TOYOTA — Pickup T100 Series (Full Size) 4 W.D.	98-93	R
JEEP — Grand Wagoneer 4 W.D.	91-84	B	FORD — Pickup (¾ Ton) 4 W.D. (F Series)	76-70	B	<b>RS5117 (No Parts Pack)</b>		
JEEP — Jeepster (Inc. Commando) 4 W.D.	73-69	B	FORD — Van (¾ Ton) E Series - Inc. Club Wagon	91-75	R	FORD — Bronco (Full Size Models) 4 W.D.	96-66	F
JEEP — M Series (Military Jeep) 4 W.D.	75-53	B	FORD — Van (1 Ton) E Series - Inc. Club Wagon	91-75	R	FORD — Pickup (½ Ton) 2 W.D. (F Series)	96-80	F
JEEP — Pickup Gladiator (J Series) 4 W.D.	73-63	B	INTERNATIONAL — Scout	81-72	F	FORD — Pickup (½ Ton) 4 W.D. (F Series)	96-77	F
JEEP — Pickup Pioneer (J Series) 4 W.D.	86-74	B		1971	B	FORD — Pickup (¾ Ton) 2 W.D. (F Series)	96-87	F
JEEP — Scrambler 4 W.D.	86-76	B	TOYOTA — 4 Runner	85-84	F	FORD — Pickup Ranger (Light Duty) 4 W.D.	92-83	F
JEEP — Wagoneer 4 W.D.	83-76	B	TOYOTA — Pickup (Compact) Series 4 W.D.	85-79	F	FORD — Van (½ Ton) E Series - Inc. Club Wagon	91-75	R
	1975	F				INTERNATIONAL — Scout	81-71	F
	74-63	B				NISSAN — Patrol 4 W.D.	88-80	R
JEEP — Wrangler (YJ Series)	96-86	R				SUZUKI — Samurai 4 W.D.	87-85	F

# RANCHO RS5000 Shock Absorbers

Vehicle	Year	Pos.	Vehicle	Year	Pos.	Vehicle	Year	Pos.
<b>RS5118 (No Parts Pack)</b>			<b>RS5118 — Continued</b>			<b>RS5120 (No Parts Pack)</b>		
CHEVROLET — Blazer 4 W.D. Full Size (K & V Models)	91-81	B	GMC — Suburban (½ Ton) 4 W.D.	91-73	R	CHEVROLET — Blazer 2 W.D. Full Size (C Models)	83-69	F
CHEVROLET — Blazer 2 W.D. Full Size (C Models)	82-69	R	GMC — Suburban (¾ Ton) 4 W.D.	91-73	R	CHEVROLET — Pickup (½ Ton) 2 W.D. (Silverado, C & R Models)	87-63	F
CHEVROLET — Pickup (½ Ton) 2 W.D. (Silverado, C & R Models)	87-63	R	GMC — Suburban 2 W.D.	91-63	R	CHEVROLET — Pickup (¾ Ton) 2 W.D. (Silverado, C & R Models)	89-63	F
CHEVROLET — Pickup (½ Ton) 4 W.D. (Silverado, K & V Models)	87-81	B	GMC — Suburban 4 W.D.	91-81	B	CHEVROLET — Pickup (1 Ton) 2 W.D. (Silverado, C & R Models)	91-63	F
CHEVROLET — Pickup (¾ Ton) 2 W.D. (Silverado, C & R Models)	89-63	R	GMC — Van (½ Ton) Savana & G Models - Inc. Rally & Vandura	90-73	R	CHEVROLET — Suburban 2 W.D.	91-63	F
CHEVROLET — Pickup (¾ Ton) 4 W.D. (Silverado, K & V Models)	87-81	B	GMC — Van (¾ Ton) Savana & G Models - Inc. Rally & Vandura	90-73	R	CHEVROLET — Van (½ Ton) Express & G Models - Inc. Sportvan	95-70	F
CHEVROLET — Pickup (1 Ton) 2 W.D. (Silverado, C & R Models)	91-63	R	INTERNATIONAL — Scout	81-71	R	CHEVROLET — Van (¾ Ton) Express & G Models - Inc. Sportvan	95-70	F
CHEVROLET — Pickup S-Models (Light Duty) 4 W.D.	93-83	F	JEEP — CJ Series 4 W.D.	86-76	R	CHEVROLET — Van (1 Ton) Express & G Models - Inc. Sportvan	95-70	F
CHEVROLET — Suburban (½ Ton) 4 W.D.	91-73	R	JEEP — Grand Wagoneer 4 W.D.	91-84	B	GMC — Jimmy 2 W.D. Full Size (C Models)	83-69	F
CHEVROLET — Suburban (¾ Ton) 4 W.D.	91-73	R	JEEP — Jeepster (Inc. Commando) 4 W.D.	73-69	R	GMC — Pickup (½ Ton) 2 W.D. (Sierra, C & R Models)	87-63	F
CHEVROLET — Suburban 2 W.D.	91-63	R	JEEP — Pickup Comanche (MJ Series) 2 W.D.	92-86	R	GMC — Pickup (¾ Ton) 2 W.D. (Sierra, C & R Models)	89-63	F
CHEVROLET — Suburban 4 W.D.	91-81	B	JEEP — Pickup Comanche (MJ Series) 4 W.D.	92-86	R	GMC — Pickup (1 Ton) 2 W.D. (Sierra, C & R Models)	91-63	F
CHEVROLET — Van (½ Ton) Express & G Models - Inc. Sportvan	90-73	R	JEEP — Pickup Gladiator (J Series) 4 W.D.	73-63	R	GMC — Suburban 2 W.D.	91-63	F
CHEVROLET — Van (¾ Ton) Express & G Models - Inc. Sportvan	90-73	R	JEEP — Pickup Pioneer (J Series) 4 W.D.	86-74	B	GMC — Van (½ Ton) Savana & G Models - Inc. Rally & Vandura	95-70	F
DODGE — Pickup (½ Ton) 4 W.D. (Ram 1500 & W Models)	71-61	R	JEEP — Scrambler 4 W.D.	86-76	R	GMC — Van (¾ Ton) Savana & G Models - Inc. Rally & Vandura	95-70	F
DODGE — Pickup (¾ Ton) 4 W.D. (Ram 2500 & W Models)	71-61	R	JEEP — Wagoneer 4 W.D.	86-76	R	GMC — Van (1 Ton) Savana & G Models - Inc. Rally & Vandura	95-70	F
DODGE — Pickup Ram 50 (D-50 Light Duty) 4 W.D.	91-82	R	JEEP — Wrangler (YJ Series)	86-86	R	JEEP — Wagoneer 4 W.D.	1975	R
DODGE — Raider 4 W.D.	89-83	R	MITSUBISHI — Montero 4 W.D.	88-83	R			
FORD — Bronco (Full Size Models) 4 W.D.	96-66	R	MITSUBISHI — Pajero 4 W.D.	88-83	R			
FORD — Expedition 2 W.D.	02-97	R	MITSUBISHI — Pickup Series 4 W.D.	96-83	R			
FORD — Pickup (½ Ton) 2 W.D. (F Series)	96-80	R	NISSAN — Terrano 2 W.D.	2000	R			
FORD — Pickup (½ Ton) 4 W.D. (F Series)	76-70	F	NISSAN — Terrano 4 W.D.	2000	R			
FORD — Pickup (¾ Ton) 4 W.D. (F Series)	77-65	R	TOYOTA — Landcruiser	89-88	R			
FORD — Pickup (1 Ton) 2 W.D. (F Series)	98-80	R		85-64	R			
GMC — Jimmy 4 W.D. Full Size (K & V Models)	91-81	B	<b>RS5119 (No Parts Pack)</b>			<b>RS5123 (No Parts Pack)</b>		
GMC — Jimmy 2 W.D. Full Size (C Models)	82-73	R	DAIHATSU — Taft 4 W.D.	82-74	B	CHEVROLET — Blazer 4 W.D. Compact - Inc. S Models	05-83	F
GMC — Pickup (½ Ton) 2 W.D. (Sierra, C & R Models)	87-63	R	DODGE — Pickup (1 Ton) 2 W.D. (Ram 3500 & D Models)	71-61	R	CHEVROLET — Pickup S-Models (Light Duty) 4 W.D.	04-83	F
GMC — Pickup (½ Ton) 4 W.D. (Sierra, K & V Models)	87-81	B	DODGE — Pickup (1 Ton) 4 W.D. (Ram 3500 & W Models)	69-66	F	GMC — Envoy 4 W.D.	01-98	F
GMC — Pickup (¾ Ton) 2 W.D. (Sierra, C & R Models)	89-63	R	INTERNATIONAL — Scout	71-61	F	GMC — Jimmy 4 W.D. Compact - Inc. S Models	05-83	F
GMC — Pickup (¾ Ton) 4 W.D. (Sierra, K & V Models)	80-69	R	JEEP — CJ Series 4 W.D.	86-76	F	GMC — Pickup S Models (Light Duty) 4 W.D. (Sonoma)	04-83	F
GMC — Pickup (1 Ton) 2 W.D. (Sierra, C & R Models)	91-63	R	JEEP — DJ Dispatcher 2 W.D.	75-41	B	ISUZU — Hombre 4 W.D.	00-96	F
GMC — Pickup S Models (Light Duty) 4 W.D. (Sonoma)	93-83	F	JEEP — Jeepster (Inc. Commando) 4 W.D.	74-63	B	OLDSMOBILE — Bravada 4 W.D.	01-91	F
			JEEP — M Series (Military Jeep) 4 W.D.	62-49	R			
			JEEP — Pickup Gladiator (J Series) 4 W.D.	73-69	F	<b>RS5124 (No Parts Pack)</b>		
			JEEP — Scrambler 4 W.D.	62-47	F	CADILLAC — Escalade 4 W.D.	00-99	R
			JEEP — Wagoneer 4 W.D.	75-41	B	CHEVROLET — Blazer 4 W.D. Compact - Inc. S Models	05-83	R
			JEEP — Wrangler (YJ Series)	62-47	F	CHEVROLET — Blazer 4 W.D. Full Size (K & V Models)	94-92	R
			SUZUKI — Samurai 4 W.D.	86-76	F	CHEVROLET — Blazer 2 W.D. Compact - Inc. S Models	05-83	R
			SUZUKI — Santana 4 W.D.	75-74	R	CHEVROLET — Pickup S-Models (Light Duty) 4 W.D.	04-83	R
			TOYOTA — Landcruiser	96-86	R	CHEVROLET — Pickup S-Models (Light Duty) 2 W.D.	03-82	R
			U.S. POSTAL VEHICLE — FJ Series 2 W.D.	95-78	R	CHEVROLET — Suburban 4 W.D.	99-92	R
				90-85	R	CHEVROLET — Tahoe 2 W.D.	99-95	R
				84-64	F	CHEVROLET — Tahoe 4 W.D.	99-95	R
				07-50	B			

# RANCHO RS5000 Shock Absorbers

Vehicle	Year	Pos.	Vehicle	Year	Pos.	Vehicle	Year	Pos.
<b>RS5124 — Continued</b>			<b>RS5132 (No Parts Pack)</b>			<b>RS5145 (No Parts Pack)</b>		
DODGE — Pickup Dakota 4 W.D.	96-87	R	CHEVROLET — Pickup (1 Ton) 4 W.D. (Silverado, K & V Models)	91-77	R	TOYOTA — 4 Runner	95-86	F
GMC — Envoy 2 W.D.	01-00	R	GMC — Pickup (1 Ton) 4 W.D. (Sierra, K & V Models)	91-77	R	TOYOTA — Pickup (Compact) Series 4 W.D.	95-86	F
GMC — Envoy 4 W.D.	01-98	R	<b>RS5134 (No Parts Pack)</b>			<b>RS5147 (No Parts Pack)</b>		
GMC — Jimmy 4 W.D.	05-83	R	CHEVROLET — Pickup (1 Ton) 4 W.D. (Silverado, K & V Models)	91-77	R	CHEVROLET — Van Astro (Mini) 2 W.D.	05-85	R
Compact - Inc. S Models			GMC — Pickup (1 Ton) 4 W.D. (Sierra, K & V Models)	91-77	R	CHEVROLET — Van Astro (Mini) AWD	05-90	R
GMC — Jimmy 2 W.D.	05-83	R	<b>RS5136 (No Parts Pack)</b>			<b>RS5150 (No Parts Pack)</b>		
Compact - Inc. S Models			DAIHATSU — Feroza 4 W.D.	90-89	R	CADILLAC — Escalade 4 W.D.	00-99	F
GMC — Pickup S Models (Light Duty) 4 W.D. (Sonoma)	04-83	R	DAIHATSU — Rocky	90-82	F	CHEVROLET — Pickup (1 Ton) 4 W.D. (Silverado, K & V Models)	00-88	F
GMC — Pickup S Models (Light Duty) 2 W.D. (Sonoma)	03-82	R	DODGE — Durango 4 W.D.	02-98	F	CHEVROLET — Suburban 4 W.D.	99-92	F
GMC — Suburban 4 W.D.	99-92	R	DODGE — Pickup Dakota 4 W.D.	02-97	F	CHEVROLET — Tahoe 4 W.D.	99-95	F
GMC — Yukon 2 W.D.	99-95	R	FORD — Bronco (Full Size Models) 4 W.D.	96-80	F	CHEVROLET — Van Astro (Mini) AWD	05-90	R
GMC — Yukon 4 W.D.	99-92	R	FORD — Explorer 4 W.D.	93-90	F	<b>RS5151 (No Parts Pack)</b>		
ISUZU — Hombre 2 W.D.	00-96	R	FORD — Pickup (½ Ton) 2 W.D. (F Series)	96-81	F	CHEVROLET — Blazer 4 W.D. Full Size (K & V Models)	91-69	F
ISUZU — Hombre 4 W.D.	00-96	R	FORD — Pickup (½ Ton) 4 W.D. (F Series)	96-80	F	CHEVROLET — Pickup (½ Ton) 4 W.D. (Silverado, K & V Models)	87-69	F
OLDSMOBILE — Bravada 4 W.D.	01-91	R	FORD — Pickup (¾ Ton) 2 W.D. (F Series)	96-87	F	CHEVROLET — Pickup (¾ Ton) 4 W.D. (Silverado, K & V Models)	87-69	F
<b>RS5125 (No Parts Pack)</b>			FORD — Pickup Ranger (Light Duty) 2 W.D.	95-83	F	CHEVROLET — Pickup (1 Ton) 4 W.D. (Silverado, K & V Models)	91-77	F
FORD — Bronco II 2 W.D.	89-86	R	FORD — Pickup Ranger (Light Duty) 4 W.D.	94-83	F	CHEVROLET — Suburban (½ Ton) 4 W.D.	91-73	F
FORD — Bronco II 4 W.D.	89-83	R	FORD — Van (¾ Ton) E Series - Inc. Club Wagon	91-75	F	CHEVROLET — Suburban (¾ Ton) 4 W.D.	91-69	F
FORD — Pickup Ranger (Light Duty) 2 W.D.	06-83	R	FORD — Van (1 Ton) E Series - Inc. Club Wagon	91-75	F	GMC — Jimmy 4 W.D. Full Size (K & V Models)	91-69	F
MAZDA — Pickup B Series 2 W.D.	05-94	R	INTERNATIONAL — Scout	71-61	R	GMC — Pickup (½ Ton) 4 W.D. (Sierra, K & V Models)	87-69	F
<b>RS5126 (No Parts Pack)</b>			MAZDA — Navajo 4 W.D.	93-90	F	GMC — Pickup (¾ Ton) 4 W.D. (Sierra, K & V Models)	87-69	F
FORD — Pickup / Chassis Cab F-450 4 W.D.	04-99	R	MAZDA — Pickup B Series 4 W.D.	1994	F	GMC — Pickup (1 Ton) 4 W.D. (Sierra, K & V Models)	91-77	F
FORD — Pickup Ranger (Light Duty) 2 W.D.	07-01	R	SUZUKI — Samurai 4 W.D.	88-78	F	GMC — Suburban (½ Ton) 4 W.D.	91-73	F
FORD — Pickup Ranger (Light Duty) 4 W.D.	07-83	R	TOYOTA — 4 Runner	85-84	F	GMC — Suburban (¾ Ton) 4 W.D.	91-73	F
FORD — Pickup / Chassis Cab F-450 2 W.D.	04-99	R	TOYOTA — Pickup (Compact) Series 4 W.D.	92-79	F	GMC — Suburban 4 W.D.	91-69	F
FORD — Pickup / Chassis Cab F-550 4 W.D.	04-99	R	<b>RS5138 (No Parts Pack)</b>			<b>RS5152 (No Parts Pack)</b>		
FORD — Pickup / Chassis Cab F-550 2 W.D.	04-99	R	FORD — Pickup (¾ Ton) 4 W.D. (F Series)	86-80	F	CHEVROLET — Blazer 4 W.D. Full Size (K & V Models)	94-92	F
<b>RS5128 (No Parts Pack)</b>			<b>RS5140 (No Parts Pack)</b>					
CHEVROLET — Pickup (½ Ton) 2 W.D. (Silverado, C & R Models)	98-88	F	FORD — Pickup (½ Ton) 4 W.D. (F Series)	76-66	F			
CHEVROLET — Pickup (¾ Ton) 2 W.D. (Silverado, C & R Models)	98-88	F	<b>RS5143 (No Parts Pack)</b>					
CHEVROLET — Suburban 2 W.D.	99-92	F	DODGE — Pickup (½ Ton) 4 W.D. (Ram 1500 & W Models)	71-61	R			
CHEVROLET — Tahoe 2 W.D.	99-95	F	DODGE — Pickup (¾ Ton) 4 W.D. (Ram 2500 & W Models)	71-61	R			
GMC — Pickup (½ Ton) 2 W.D. (Sierra, C & R Models)	98-88	F	TOYOTA — 4 Runner	85-84	R			
GMC — Pickup (¾ Ton) 2 W.D. (Sierra, C & R Models)	98-88	F	TOYOTA — Pickup (Compact) Series 4 W.D.	85-84	R			
GMC — Suburban 2 W.D.	99-92	F	<b>RS5144 (No Parts Pack)</b>					
GMC — Yukon 2 W.D.	99-95	F	TOYOTA — 4 Runner	85-84	R			
JEEP — Cherokee	01-84	F	TOYOTA — Landcruiser	95-84	R			
JEEP — Grand Cherokee	04-93	F	TOYOTA — Pickup (Compact) Series 4 W.D.	92-84	R			
JEEP — Pickup Comanche (MJ Series) 2 W.D.	92-87	F	TOYOTA — Pickup Tacoma 4 W.D.	98-95	RR			
JEEP — Pickup Comanche (MJ Series) 4 W.D.	92-86	F						
JEEP — Wagoneer 4 W.D.	90-84	F						
JEEP — Wrangler (TJ Series)	06-97	F						
<b>RS5129 (No Parts Pack)</b>								
JEEP — Cherokee	01-84	R						
JEEP — Wagoneer 4 W.D.	90-84	R						

# RANCHO RS5000 Shock Absorbers

Vehicle	Year	Pos.	Vehicle	Year	Pos.	Vehicle	Year	Pos.
<b>RS5152 — Continued</b>			<b>RS5180 (No Parts Pack)</b>			<b>RS5190 — Continued</b>		
CHEVROLET — Pickup (½ Ton) 4 W.D. (Silverado, K & V Models)	98-88	F	TOYOTA — 4 Runner	89-86	R	CHEVROLET — Suburban 2 W.D.	99-92	R
CHEVROLET — Pickup (¾ Ton) 4 W.D. (Silverado, K & V Models)	00-88	F	TOYOTA — Pickup (Compact) Series 4 W.D.	95-89	R	CHEVROLET — Suburban 4 W.D.	99-92	R
CHEVROLET — Suburban 4 W.D.	99-92	F	TOYOTA — Pickup Tacoma 2 W.D.	04-98	RR	CHEVROLET — Tahoe 2 W.D.	99-95	R
CHEVROLET — Tahoe 4 W.D.	99-95	F	TOYOTA — Pickup Tacoma 4 W.D.	04-99	RR	CHEVROLET — Tahoe 4 W.D.	99-95	R
GMC — Pickup (½ Ton) 4 W.D. (Sierra, K & V Models)	98-88	F	<b>RS5181 (No Parts Pack)</b>			GMC — Jimmy 4 W.D. Compact - Inc. S Models	05-95	R
GMC — Pickup (¾ Ton) 4 W.D. (Sierra, K & V Models)	00-88	F	DODGE — Pickup Dakota 2 W.D.	96-87	R	GMC — Pickup (½ Ton) 2 W.D. (Sierra, C & R Models)	98-88	R
GMC — Suburban 4 W.D.	99-92	F	<b>RS5185 (No Parts Pack)</b>			GMC — Pickup (½ Ton) 4 W.D. (Sierra, K & V Models)	98-88	R
GMC — Yukon 4 W.D.	99-92	F	FORD — Explorer 2 W.D.	01-90	R	GMC — Pickup (¾ Ton) 2 W.D. (Sierra, C & R Models)	00-88	R
<b>RS5157 (No Parts Pack)</b>			FORD — Explorer 4 W.D.	01-90	R	GMC — Pickup (¾ Ton) 4 W.D. (Sierra, K & V Models)	00-88	R
LAND ROVER — Defender 90	95-59	R	FORD — Explorer Sport 2 W.D.	03-01	R	GMC — Pickup (1 Ton) 2 W.D. (Sierra, C & R Models)	00-87	R
LAND ROVER — Discovery	95-89	R	FORD — Explorer Sport 4 W.D.	03-01	R	GMC — Pickup (1 Ton) 4 W.D. (Sierra, K & V Models)	00-87	R
LAND ROVER — Range Rover	94-70	R	FORD — Explorer Sport Trac 2 W.D.	05-01	R	GMC — Pickup (1 Ton) 4 W.D. (Sierra, K & V Models)	00-87	R
<b>RS5158 (No Parts Pack)</b>			FORD — Explorer Sport Trac 4 W.D.	05-01	R	GMC — Pickup S Models (Light Duty) 4 W.D. (Sonoma)	03-94	R
TOYOTA — Landcruiser	95-81	F	MAZDA — Navajo 2 W.D.	94-90	R	GMC — Suburban 2 W.D.	99-87	R
<b>RS5159 (No Parts Pack)</b>			MAZDA — Navajo 4 W.D.	94-90	R	GMC — Suburban 4 W.D.	99-92	R
LAND ROVER — Defender 90	95-83	F	MERCURY — Mountaineer	01-96	R	GMC — Yukon 2 W.D.	99-95	R
LAND ROVER — Discovery	95-89	F	<b>RS5186 (No Parts Pack)</b>			GMC — Yukon 4 W.D.	99-92	R
LAND ROVER — Range Rover	94-70	F	HONDA — Passport	97-94	R	<b>RS5193 (No Parts Pack)</b>		
<b>RS5165 (No Parts Pack)</b>			ISUZU — Rodeo 2 W.D.	97-90	R	CHEVROLET — Suburban 2 W.D.	99-92	R
FORD — Pickup (¾ Ton) 4 W.D. (F Series)	99-87	F	ISUZU — Rodeo 4 W.D.	97-90	R	CHEVROLET — Tahoe 2 W.D.	99-95	R
FORD — Pickup (1 Ton) 4 W.D. (F Series)	98-86	F	<b>RS5187 (No Parts Pack)</b>			GMC — Suburban 2 W.D.	99-92	R
<b>RS5166 (No Parts Pack)</b>			TOYOTA — 4 Runner	02-90	R	GMC — Yukon 2 W.D.	99-95	R
CHEVROLET — Pickup (½ Ton) 2 W.D. (Silverado, C & R Models)	98-88	F	<b>RS5188 (No Parts Pack)</b>			<b>RS5194 (No Parts Pack)</b>		
CHEVROLET — Pickup (¾ Ton) 2 W.D. (Silverado, C & R Models)	00-88	F	GMC — Pickup (¾ Ton) 4 W.D. (Sierra, K & V Models)	86-81	R	JEEP — Grand Cherokee	98-93	R
CHEVROLET — Pickup (1 Ton) 2 W.D. (Silverado, C & R Models)	00-87	F	NISSAN — Frontier 2 W.D.	04-98	F	<b>RS5195 (No Parts Pack)</b>		
CHEVROLET — Suburban 2 W.D.	99-92	F	NISSAN — Frontier 4 W.D.	04-98	F	DODGE — Pickup (½ Ton) 2 W.D. (Ram 1500 & D Models)	01-94	F
CHEVROLET — Tahoe 2 W.D.	99-95	F	NISSAN — Pickup Series 2 W.D.	94-86	F	DODGE — Pickup (¾ Ton) 2 W.D. (Ram 2500 & D Models)	02-94	F
GMC — Pickup (½ Ton) 2 W.D. (Sierra, C & R Models)	98-88	F	NISSAN — Pickup Series 4 W.D.	93-86	F	DODGE — Pickup (1 Ton) 2 W.D. (Ram 3500 & D Models)	02-94	F
GMC — Pickup (¾ Ton) 2 W.D. (Sierra, C & R Models)	00-88	F	NISSAN — Xterra 2 W.D.	04-00	F	<b>RS5197 (No Parts Pack)</b>		
GMC — Pickup (1 Ton) 2 W.D. (Sierra, C & R Models)	00-87	F	NISSAN — Xterra 4 W.D.	04-00	F	DODGE — Pickup (½ Ton) 4 W.D. (Ram 1500 & W Models)	01-94	F
GMC — Suburban 2 W.D.	99-92	F	<b>RS5190 (No Parts Pack)</b>			DODGE — Pickup (¾ Ton) 4 W.D. (Ram 2500 & W Models)	02-00	F
GMC — Yukon 2 W.D.	99-95	F	CHEVROLET — Blazer 4 W.D. Compact - Inc. S Models	05-95	R	4 W.D. (Ram 2500 & W Models)	96-94	F
<b>RS5167 (No Parts Pack)</b>			CHEVROLET — Blazer 4 W.D. Full Size (K & V Models)	94-92	R	<b>RS5198 (No Parts Pack)</b>		
SUZUKI — Samurai 4 W.D.	95-82	F	CHEVROLET — Pickup (½ Ton) 2 W.D. (Silverado, C & R Models)	98-88	R	CHEVROLET — Pickup (½ Ton) 2 W.D. (Silverado, C & R Models)	08-04	R
SUZUKI — Santana 4 W.D.	90-85	F	CHEVROLET — Pickup (½ Ton) 4 W.D. (Silverado, K & V Models)	98-88	R	CHEVROLET — Pickup (¾ Ton) 4 W.D. (Silverado, K & V Models)	08-99	R
<b>RS5168 (No Parts Pack)</b>			CHEVROLET — Pickup (¾ Ton) 2 W.D. (Silverado, C & R Models)	00-88	R	DODGE — Pickup (½ Ton) 4 W.D. (Ram 1500 & W Models)	01-94	R
JEEP — Wrangler (YJ Series)	96-86	F	CHEVROLET — Pickup (1 Ton) 2 W.D. (Silverado, C & R Models)	00-87	R	DODGE — Pickup (¾ Ton) 4 W.D. (Ram 2500 & W Models)	96-94	R
<b>RS5179 (No Parts Pack)</b>			CHEVROLET — Pickup (1 Ton) 4 W.D. (Silverado, K & V Models)	00-88	R	GMC — Pickup (½ Ton) 2 W.D. (Sierra, C & R Models)	08-04	R
FORD — Bronco (Full Size Models) 4 W.D.	96-81	F	CHEVROLET — Pickup S-Models (Light Duty) 4 W.D.	03-94	R	GMC — Pickup (½ Ton) 4 W.D. (Sierra, K & V Models)	08-99	R
FORD — Pickup (½ Ton) 4 W.D. (F Series)	96-81	F				GMC — Yukon XL (½ Ton) 2 W.D.	08-07	R
FORD — Pickup (¾ Ton) 4 W.D. (F Series)	79-77	R						
ISUZU — Trooper & Trooper II 4 W.D.	91-87	R						

# RANCHO RS5000 Shock Absorbers

Vehicle	Year	Pos.	Vehicle	Year	Pos.	Vehicle	Year	Pos.
<b>RS5199 (No Parts Pack)</b>			<b>RS5215 (No Parts Pack)</b>			<b>RS5229 (No Parts Pack)</b>		
DODGE — Pickup (½ Ton) 2 W.D. (Ram 1500 & D Models)	93-72	F	ACURA — SLX	99-96	R	FORD — Explorer 2 W.D.	01-95	F
DODGE — Pickup (¾ Ton) 2 W.D. (Ram 2500 & D Models)	93-72	F	ISUZU — Trooper & Trooper II 2 W.D.	02-00	R	FORD — Explorer 4 W.D.	01-95	F
DODGE — Pickup (1 Ton) 2 W.D. (Ram 3500 & D Models)	93-72	F	ISUZU — Trooper & Trooper II 4 W.D.	02-92	R	FORD — Explorer Sport 2 W.D.	03-01	F
DODGE — Van (½ Ton) Ram & B Models - Inc. Wagon	03-70	F	ISUZU — Vehicross 4 W.D.	01-99	R	FORD — Explorer Sport 4 W.D.	03-01	F
DODGE — Van (¾ Ton) Ram & B Models - Inc. Wagon	03-70	F	OPEL — Monterey 2 W.D.	97-92	R	FORD — Explorer Sport Trac 2 W.D.	05-01	F
DODGE — Van (1 Ton) Ram & B Models - Inc. Wagon	03-70	F	OPEL — Monterey 4 W.D.	97-92	R	FORD — Explorer Sport Trac 4 W.D.	05-01	F
PLYMOUTH — PB Models (½ Ton) Van	83-70	F	<b>RS5221 (No Parts Pack)</b>			FORD — Pickup Ranger (Light Duty) 2 W.D.	07-01	F
PLYMOUTH — PB Models (¾ Ton) Van	83-70	F	DODGE — Pickup (½ Ton) 4 W.D. (Ram 1500 & W Models)	07-06 01-94	F	FORD — Pickup Ranger (Light Duty) 4 W.D.	07-98	F
PLYMOUTH — PB Models (1 Ton) Van	83-70	F	DODGE — Pickup (¾ Ton) 4 W.D. (Ram 2500 & W Models)	08-94	F	MAZDA — Pickup B Series 2 W.D.	05-01	F
PLYMOUTH — Trailduster 2 W.D.	78-72	F	DODGE — Pickup (1 Ton) 2 W.D. (Ram 3500 & D Models)	02-94	F	MAZDA — Pickup B Series 4 W.D.	05-98	F
			DODGE — Pickup (1 Ton) 4 W.D. (Ram 3500 & W Models)	08-94	F	MERCURY — Mountaineer	01-96	F
<b>RS5201 (No Parts Pack)</b>			<b>RS5222 (No Parts Pack)</b>			<b>RS5233 (No Parts Pack)</b>		
NISSAN — Patrol 4 W.D.	05-98 94-88	F	CHEVROLET — Blazer 2 W.D.	05-83	F	FORD — Expedition 4 W.D.	02-97	F
			Compact - Inc. S Models			FORD — Pickup (½ Ton) 4 W.D. (F Series)	04-97	F
<b>RS5202 (No Parts Pack)</b>			CHEVROLET — Pickup S- Models (Light Duty) 2 W.D.	03-82	F	FORD — Pickup (¾ Ton) 4 W.D. (F Series)	99-97	F
NISSAN — Patrol 4 W.D.	05-98 94-88	R	GMC — Envoy 2 W.D.	01-00	F	<b>RS5234 (No Parts Pack)</b>		
			GMC — Jimmy 2 W.D.	05-83	F	FORD — Pickup (½ Ton) 2 W.D.	01-97	R
<b>RS5203 (No Parts Pack)</b>			Compact - Inc. S Models			FORD — Pickup (½ Ton) 4 W.D. (F Series)	04-97	R
DODGE — Raider 4 W.D.	89-88	R	GMC — Pickup S Models (Light Duty) 2 W.D. (Sonoma)	03-82	F	<b>RS5235 (No Parts Pack)</b>		
MITSUBISHI — Montero 4 W.D.	91-89	R	ISUZU — Hombre 2 W.D.	00-96	F	FORD — Expedition 2 W.D.	02-97	F
MITSUBISHI — Pajero 4 W.D.	91-89	R	<b>RS5223 (No Parts Pack)</b>			FORD — Pickup (½ Ton) 2 W.D. (F Series)	04-97	F
<b>RS5205 (No Parts Pack)</b>			MITSUBISHI — Montero 4 W.D.	00-92	F	FORD — Pickup (¾ Ton) 2 W.D. (F Series)	99-97	F
ISUZU — Trooper & Trooper II 4 W.D.	86-84	R	MITSUBISHI — Pajero 4 W.D.	00-92	F	<b>RS5236 (No Parts Pack)</b>		
NISSAN — Patrol 4 W.D.	94-88	R	<b>RS5226 (No Parts Pack)</b>			FORD — Pickup (½ Ton) 2 W.D. (F Series)	04-97	R
<b>RS5207 (No Parts Pack)</b>			TOYOTA — Pickup Tacoma 2 W.D.	04-98	RL	<b>RS5237 (No Parts Pack)</b>		
LEXUS — LX450	97-96	F	TOYOTA — Pickup Tacoma 4 W.D.	04-95	RL	FORD — Expedition 4 W.D.	02-97	F
TOYOTA — Landcruiser	97-90	F	<b>RS5227 (No Parts Pack)</b>			FORD — Pickup (½ Ton) 4 W.D. (F Series)	04-97	F
<b>RS5208 (No Parts Pack)</b>			CHEVROLET — Blazer 4 W.D. Full Size (K & V Models)	94-92	R	FORD — Pickup (¾ Ton) 4 W.D. (F Series)	99-97	F
LEXUS — LX450	97-96	R	CHEVROLET — Pickup (½ Ton) 4 W.D. (Silverado, K & V Models)	98-88	R	<b>RS5238 (No Parts Pack)</b>		
TOYOTA — Landcruiser	97-90	R	CHEVROLET — Pickup (¾ Ton) 4 W.D. (Silverado, K & V Models)	98-88	R	FORD — Pickup (½ Ton) 4 W.D. (F Series)	04-97	R
<b>RS5213 (No Parts Pack)</b>			CHEVROLET — Pickup (1 Ton) 4 W.D. (Silverado, K & V Models)	99-88	R	<b>RS5239 (No Parts Pack)</b>		
MITSUBISHI — Montero 4 W.D.	00-92	R	CHEVROLET — Suburban (½ Ton) 4 W.D.	99-92	R	JEEP — Cherokee	97-84	F
MITSUBISHI — Pajero 4 W.D.	00-92	R	CHEVROLET — Suburban 4 W.D.	99-92	R	JEEP — Grand Cherokee	01-93	F
<b>RS5214 (No Parts Pack)</b>			CHEVROLET — Tahoe 4 W.D.	99-95	R	JEEP — Pickup Comanche (MJ Series) 2 W.D.	92-86	F
ACURA — SLX	99-96	F	GMC — Pickup (½ Ton) 4 W.D. (Sierra, K & V Models)	98-88	R	JEEP — Pickup Comanche (MJ Series) 4 W.D.	92-86	F
HONDA — Passport	95-94	F	GMC — Pickup (¾ Ton) 4 W.D. (Sierra, K & V Models)	00-88	R	JEEP — Wrangler (TJ Series)	06-97	F
ISUZU — Amigo 2 W.D.	95-89	F	GMC — Pickup (1 Ton) 4 W.D. (Sierra, K & V Models)	98-88	R	<b>RS5240 (No Parts Pack)</b>		
ISUZU — Amigo 4 W.D.	95-89	F	GMC — Suburban (½ Ton) 4 W.D.	99-92	R	JEEP — Wrangler (TJ Series)	06-97	R
ISUZU — Pickup Series 2 W.D.	95-89	F	GMC — Suburban 4 W.D.	99-92	R	<b>RS5241 (No Parts Pack)</b>		
ISUZU — Pickup Series 4 W.D.	95-89	F	GMC — Yukon 4 W.D.	99-92	R	JEEP — Wrangler (TJ Series)	06-97	R
ISUZU — Rodeo 2 W.D.	95-90	F				<b>RS5243 (No Parts Pack)</b>		
ISUZU — Rodeo 4 W.D.	95-90	F				FORD — Pickup (¾ Ton) 4 W.D. (F Series)	99-97	R
ISUZU — Trooper & Trooper II 2 W.D.	02-00	F						
ISUZU — Trooper & Trooper II 4 W.D.	02-89	F						
ISUZU — Vehicross 4 W.D.	01-99	F						
NISSAN — Pathfinder 2 W.D.	95-86	F						
NISSAN — Pathfinder 4 W.D.	95-86	F						
NISSAN — Terrano 2 W.D.	2000	F						
NISSAN — Terrano 4 W.D.	2000	F						
OPEL — Monterey 2 W.D.	97-92	F						
OPEL — Monterey 4 W.D.	97-92	F						

# RANCHO RS5000 Shock Absorbers

Vehicle	Year	Pos.	Vehicle	Year	Pos.	Vehicle	Year	Pos.
<b>RS5244 (No Parts Pack)</b>			<b>RS5262 — Continued</b>			<b>RS5265 — Continued</b>		
CHEVROLET — Blazer 4 W.D. Full Size (K & V Models)	94-92	F	CHEVROLET — Pickup (½ Ton) 2 W.D. (Silverado, C & R Models)	07-99	R	CHEVROLET — Pickup (½ Ton) 2 W.D. (Silverado, C & R Models)	07-04	F
CHEVROLET — Pickup (½ Ton) 4 W.D. (Silverado, K & V Models)	98-88	F	CHEVROLET — Pickup (1 Ton) 2 W.D. (Silverado, C & R Models)	08-01	R	CHEVROLET — Pickup (½ Ton) 4 W.D. (Silverado, K & V Models)	08-99	F
CHEVROLET — Pickup (¾ Ton) 4 W.D. (Silverado, K & V Models)	98-88	F	CHEVROLET — Pickup (1 Ton) 4 W.D. (Silverado, K & V Models)	08-01	R	CHEVROLET — Suburban 2 W.D.	06-00	F
CHEVROLET — Suburban (½ Ton) 4 W.D.	99-92	F	CHEVROLET — Suburban 2 W.D.	08-00	R	CHEVROLET — Suburban 4 W.D.	06-00	F
CHEVROLET — Suburban 4 W.D.	99-92	F	CHEVROLET — Suburban 4 W.D.	08-00	R	CHEVROLET — Tahoe 2 W.D.	06-00	F
CHEVROLET — Tahoe 4 W.D.	99-95	F	CHEVROLET — Tahoe 2 W.D. (Sierra, C & R Models)	08-00	R	CHEVROLET — Tahoe 4 W.D.	06-00	F
GMC — Pickup (½ Ton) 4 W.D. (Sierra, K & V Models)	98-88	F	CHEVROLET — Tahoe 4 W.D.	08-00	R	GMC — Pickup (½ Ton) 2 W.D. (Sierra, C & R Models)	08-04	F
GMC — Pickup (¾ Ton) 4 W.D. (Sierra, K & V Models)	00-88	F	DODGE — Pickup (½ Ton) 2 W.D. (Ram 1500 & D Models)	01-94	R	GMC — Pickup (½ Ton) 4 W.D. (Sierra, K & V Models)	08-99	F
GMC — Suburban (½ Ton) 4 W.D.	99-92	F	DODGE — Pickup (½ Ton) 4 W.D. (Ram 1500 & W Models)	01-94	R	GMC — Yukon 2 W.D.	06-00	F
GMC — Suburban 4 W.D.	99-92	F	DODGE — Pickup (¾ Ton) 2 W.D. (Ram 2500 & D Models)	02-94	R	GMC — Yukon 4 W.D.	06-00	F
GMC — Yukon 4 W.D.	99-92	F	DODGE — Pickup (¾ Ton) 4 W.D. (Ram 2500 & W Models)	96-94	R	GMC — Yukon XL (½ Ton) 2 W.D.	06-00	F
<b>RS5246 (No Parts Pack)</b>			<b>RS5263 (No Parts Pack)</b>			<b>RS5267 (No Parts Pack)</b>		
FORD — Expedition 4 W.D.	02-97	R	GMC — Pickup (½ Ton) 2 W.D. (Sierra, C & R Models)	08-99	R	FORD — Excursion 4 W.D.	05-00	F
<b>RS5247 (No Parts Pack)</b>			<b>RS5264 (No Parts Pack)</b>			<b>RS5268 (No Parts Pack)</b>		
FORD — Pickup (½ Ton) 2 W.D. (F Series)	04-00	R	FORD — Excursion 4 W.D.	04-00	F	CHEVROLET — Avalanche 4 W.D.	06-02	F
FORD — Pickup (¾ Ton) 2 W.D. (F Series)	99-97	R	FORD — Pickup (¾ Ton) 4 W.D. (F Series)	04-99	F	CHEVROLET — Pickup (½ Ton) 4 W.D. (Silverado, K & V Models)	08-99	F
FORD — Pickup (1 Ton) 4 W.D. (F Series)	2008	R	GMC — Pickup (1 Ton) 2 W.D. (Sierra, C & R Models)	08-01	R	CHEVROLET — Suburban (½ Ton) 4 W.D.	06-00	F
<b>RS5248 (No Parts Pack)</b>			<b>RS5265 (No Parts Pack)</b>			<b>RS5269 (No Parts Pack)</b>		
DODGE — Durango 4 W.D.	03-98	R	GMC — Pickup (1 Ton) 4 W.D. (Sierra, K & V Models)	07-01	R	FORD — Pickup (1 Ton) 4 W.D. (F Series)	04-99	F
DODGE — Pickup Dakota 4 W.D.	04-97	R	GMC — Yukon 2 W.D.	08-00	R	FORD — Pickup / Chassis Cab F-450 4 W.D.	04-99	F
<b>RS5251 (No Parts Pack)</b>			<b>RS5266 (No Parts Pack)</b>			<b>RS5270 (No Parts Pack)</b>		
FORD — Pickup (½ Ton) 4 W.D. (F Series)	04-00	R	GMC — Yukon XL (½ Ton) 2 W.D.	2008	R	FORD — Pickup / Chassis Cab F-450 2 W.D.	04-99	F
FORD — Pickup (¾ Ton) 4 W.D. (F Series)	99-97	R	GMC — Yukon XL (½ Ton) 4 W.D.	06-00	R	FORD — Pickup / Chassis Cab F-550 4 W.D.	04-99	F
<b>RS5254 (No Parts Pack)</b>			<b>RS5267 (No Parts Pack)</b>			<b>RS5271 (No Parts Pack)</b>		
FORD — Pickup (¾ Ton) 4 W.D. (F Series)	08-99	R	GMC — Yukon XL (¾ Ton) 2 W.D.	08-00	R	FORD — Pickup / Chassis Cab F-550 2 W.D.	04-99	F
FORD — Pickup (1 Ton) 4 W.D. (F Series)	08-99	R	GMC — Yukon XL (¾ Ton) 4 W.D.	08-01	R	<b>RS5268 (No Parts Pack)</b>		
<b>RS5255 (No Parts Pack)</b>			<b>RS5268 (No Parts Pack)</b>			<b>RS5269 (No Parts Pack)</b>		
JEEP — Wrangler (TJ Series)	06-97	F	CHEVROLET — Suburban 2 W.D.	06-00	F	CHEVROLET — Avalanche	06-02	F
<b>RS5256 (No Parts Pack)</b>			<b>RS5269 (No Parts Pack)</b>			<b>RS5270 (No Parts Pack)</b>		
JEEP — Wrangler (TJ Series)	06-97	R	CHEVROLET — Pickup (½ Ton) 4 W.D. (Silverado, C & R Models)	07-99	F	CHEVROLET — Pickup (½ Ton) 4 W.D. (Silverado, K & V Models)	08-99	F
<b>RS5259 (No Parts Pack)</b>			<b>RS5270 (No Parts Pack)</b>			<b>RS5271 (No Parts Pack)</b>		
JEEP — Grand Cherokee	98-93	R	CHEVROLET — Pickup (¾ Ton) 2 W.D. (Silverado, C & R Models)	04-99	F	CHEVROLET — Suburban 2 W.D.	01-00	F
<b>RS5260 (No Parts Pack)</b>			<b>RS5271 (No Parts Pack)</b>			<b>RS5272 (No Parts Pack)</b>		
JEEP — Grand Cherokee	04-99	R	CHEVROLET — Suburban 4 W.D.	06-00	F	CHEVROLET — Suburban 4 W.D.	06-00	F
<b>RS5261 (No Parts Pack)</b>			<b>RS5272 (No Parts Pack)</b>			<b>RS5273 (No Parts Pack)</b>		
FORD — Pickup (¾ Ton) 4 W.D. (F Series)	08-99	R	GMC — Pickup (½ Ton) 2 W.D. (Sierra, C & R Models)	08-99	F	CHEVROLET — Tahoe 2 W.D.	02-00	F
FORD — Pickup (1 Ton) 4 W.D. (F Series)	2008	R	GMC — Pickup (¾ Ton) 2 W.D. (Sierra, C & R Models)	04-99	F	CHEVROLET — Tahoe 4 W.D.	06-00	F
<b>RS5262 (No Parts Pack)</b>			<b>RS5273 (No Parts Pack)</b>			<b>RS5274 (No Parts Pack)</b>		
CHEVROLET — Avalanche 2 W.D.	08-00	R	GMC — Yukon XL (¾ Ton) 2 W.D.	08-00	F	GMC — Pickup (½ Ton) 4 W.D. (Sierra, K & V Models)	08-99	F
CHEVROLET — Avalanche 4 W.D.	08-00	R	<b>RS5264 (No Parts Pack)</b>			GMC — Yukon 2 W.D.	01-00	F
<b>RS5263 (No Parts Pack)</b>			<b>RS5265 (No Parts Pack)</b>			GMC — Yukon 4 W.D.	06-00	F
CHEVROLET — Pickup (½ Ton) 2 W.D. (Silverado, C & R Models)	07-99	F	CHEVROLET — Avalanche 2 W.D.	06-00	F	GMC — Yukon XL (½ Ton) 2 W.D.	01-00	F
CHEVROLET — Pickup (¾ Ton) 2 W.D. (Silverado, C & R Models)	04-99	F	CHEVROLET — Avalanche 4 W.D.	06-02	F	GMC — Yukon XL (½ Ton) 4 W.D.	06-00	F
CHEVROLET — Suburban 2 W.D.	06-00	F	<b>RS5266 (No Parts Pack)</b>			<b>RS5267 (No Parts Pack)</b>		
CHEVROLET — Suburban 4 W.D.	06-00	F	FORD — Excursion 4 W.D.	04-00	F	CHEVROLET — Pickup (½ Ton) 2 W.D. (Silverado, C & R Models)	08-07	R
<b>RS5251 (No Parts Pack)</b>			<b>RS5267 (No Parts Pack)</b>			<b>RS5268 (No Parts Pack)</b>		
FORD — Pickup (½ Ton) 4 W.D. (F Series)	04-00	R	FORD — Pickup (¾ Ton) 4 W.D. (F Series)	04-99	F	CHEVROLET — Pickup (½ Ton) 4 W.D. (Silverado, K & V Models)	08-99	R
FORD — Pickup (¾ Ton) 4 W.D. (F Series)	99-97	R	FORD — Pickup (1 Ton) 4 W.D. (F Series)	04-99	F	DODGE — Pickup (½ Ton) 4 W.D. (Ram 1500 & W Models)	07-06	R
FORD — Pickup (1 Ton) 4 W.D. (F Series)	2008	R	<b>RS5268 (No Parts Pack)</b>			<b>RS5269 (No Parts Pack)</b>		
<b>RS5246 (No Parts Pack)</b>			<b>RS5269 (No Parts Pack)</b>			<b>RS5270 (No Parts Pack)</b>		
FORD — Expedition 4 W.D.	02-97	R	CHEVROLET — Avalanche 2 W.D.	06-00	F	<b>RS5271 (No Parts Pack)</b>		
<b>RS5247 (No Parts Pack)</b>			<b>RS5270 (No Parts Pack)</b>			<b>RS5272 (No Parts Pack)</b>		
FORD — Pickup (½ Ton) 2 W.D. (F Series)	04-00	R	CHEVROLET — Avalanche 4 W.D.	06-02	F	<b>RS5273 (No Parts Pack)</b>		
FORD — Pickup (¾ Ton) 2 W.D. (F Series)	99-97	R	<b>RS5264 (No Parts Pack)</b>			<b>RS5274 (No Parts Pack)</b>		
FORD — Pickup (1 Ton) 4 W.D. (F Series)	2008	R	FORD — Excursion 4 W.D.	04-00	F	<b>RS5275 (No Parts Pack)</b>		
<b>RS5248 (No Parts Pack)</b>			<b>RS5265 (No Parts Pack)</b>			<b>RS5276 (No Parts Pack)</b>		
DODGE — Durango 4 W.D.	03-98	R	CHEVROLET — Avalanche 2 W.D.	06-00	F	<b>RS5277 (No Parts Pack)</b>		
DODGE — Pickup Dakota 4 W.D.	04-97	R	CHEVROLET — Avalanche 4 W.D.	06-02	F	<b>RS5278 (No Parts Pack)</b>		
<b>RS5251 (No Parts Pack)</b>			<b>RS5266 (No Parts Pack)</b>			<b>RS5279 (No Parts Pack)</b>		
FORD — Pickup (½ Ton) 4 W.D. (F Series)	04-00	R	FORD — Excursion 4 W.D.	04-00	F	<b>RS5280 (No Parts Pack)</b>		
FORD — Pickup (¾ Ton) 4 W.D. (F Series)	99-97	R	FORD — Pickup (¾ Ton) 4 W.D. (F Series)	04-99	F	<b>RS5281 (No Parts Pack)</b>		
FORD — Pickup (1 Ton) 4 W.D. (F Series)	2008	R	FORD — Pickup (1 Ton) 4 W.D. (F Series)	04-99	F	<b>RS5282 (No Parts Pack)</b>		
<b>RS5254 (No Parts Pack)</b>			<b>RS5267 (No Parts Pack)</b>			<b>RS5283 (No Parts Pack)</b>		
FORD — Pickup (¾ Ton) 4 W.D. (F Series)	08-99	R	CHEVROLET — Pickup (½ Ton) 2 W.D. (Silverado, C & R Models)	07-99	F	<b>RS5284 (No Parts Pack)</b>		
FORD — Pickup (1 Ton) 4 W.D. (F Series)	08-99	R	CHEVROLET — Pickup (¾ Ton) 2 W.D. (Silverado, C & R Models)	04-99	F	<b>RS5285 (No Parts Pack)</b>		
<b>RS5255 (No Parts Pack)</b>			<b>RS5268 (No Parts Pack)</b>			<b>RS5286 (No Parts Pack)</b>		
JEEP — Wrangler (TJ Series)	06-97	F	CHEVROLET — Suburban 2 W.D.	06-00	F	<b>RS5287 (No Parts Pack)</b>		
<b>RS5256 (No Parts Pack)</b>			<b>RS5269 (No Parts Pack)</b>			<b>RS5288 (No Parts Pack)</b>		
JEEP — Wrangler (TJ Series)	06-97	R	CHEVROLET — Suburban 4 W.D.	06-00	F	<b>RS5289 (No Parts Pack)</b>		
<b>RS5259 (No Parts Pack)</b>			<b>RS5270 (No Parts Pack)</b>			<b>RS5290 (No Parts Pack)</b>		
JEEP — Grand Cherokee	98-93	R	GMC — Pickup (½ Ton) 2 W.D. (Sierra, C & R Models)	08-99	F	<b>RS5291 (No Parts Pack)</b>		
<b>RS5260 (No Parts Pack)</b>			<b>RS5271 (No Parts Pack)</b>			<b>RS5292 (No Parts Pack)</b>		
JEEP — Grand Cherokee	04-99	R	GMC — Pickup (¾ Ton) 2 W.D. (Sierra, C & R Models)	04-99	F	<b>RS5293 (No Parts Pack)</b>		
<b>RS5261 (No Parts Pack)</b>			<b>RS5272 (No Parts Pack)</b>			<b>RS5294 (No Parts Pack)</b>		
FORD — Pickup (¾ Ton) 4 W.D. (F Series)	08-99	R	GMC — Yukon XL (¾ Ton) 2 W.D.	08-00	F	<b>RS5295 (No Parts Pack)</b>		
FORD — Pickup (1 Ton) 4 W.D. (F Series)	2008	R	<b>RS5264 (No Parts Pack)</b>			<b>RS5296 (No Parts Pack)</b>		
FORD — Pickup (1 Ton) 4 W.D. (F Series)	04-99	R	FORD — Excursion 4 W.D.	04-00	F	<b>RS5297 (No Parts Pack)</b>		
<b>RS5262 (No Parts Pack)</b>			<b>RS5265 (No Parts Pack)</b>			<b>RS5298 (No Parts Pack)</b>		
CHEVROLET — Avalanche 2 W.D.	08-00	R	CHEVROLET — Avalanche 2 W.D.	06-00	F	<b>RS5299 (No Parts Pack)</b>		
CHEVROLET — Avalanche 4 W.D.	08-00	R	CHEVROLET — Avalanche 4 W.D.	06-02	F	<b>RS5300 (No Parts Pack)</b>		

# RANCHO RS5000 Shock Absorbers

Vehicle	Year	Pos.	Vehicle	Year	Pos.	Vehicle	Year	Pos.
<b>RS5269 — Continued</b>			<b>RS5274 — Continued</b>			<b>RS5289 (No Parts Pack)</b>		
DODGE — Pickup (¾ Ton) 2 W.D. (Ram 2500 & D Models)	07-03	R	GMC — Pickup (¾ Ton) 2 W.D. (Sierra, C & R Models)	08-99	R	CHEVROLET — Pickup (¾ Ton) 2 W.D. (Silverado, C & R Models)	08-01	F
DODGE — Pickup (¾ Ton) 4 W.D. (Ram 2500 & W Models)	08-03	R	GMC — Pickup (¾ Ton) 4 W.D. (Sierra, K & V Models)	08-99	R	CHEVROLET — Pickup (¾ Ton) 4 W.D. (Silverado, K & V Models)	08-01	F
DODGE — Pickup (1 Ton) 2 W.D. (Ram 3500 & D Models)	06-03	R	GMC — Yukon 2 W.D.	08-07	R	GMC — Pickup (¾ Ton) 2 W.D. (Sierra, C & R Models)	08-01	F
DODGE — Pickup (1 Ton) 4 W.D. (Ram 3500 & W Models)	08-03	R	GMC — Yukon XL (½ Ton) 2 W.D.	01-00 08-00	R	GMC — Pickup (¾ Ton) 4 W.D. (Sierra, K & V Models)	08-01	F
GMC — Pickup (½ Ton) 2 W.D. (Sierra, C & R Models)	08-07	R	GMC — Yukon XL (½ Ton) 4 W.D.	08-07 08-00	R	HUMMER — H2	08-03	F
GMC — Pickup (½ Ton) 4 W.D. (Sierra, K & V Models)	08-99	R	<b>RS5279 (No Parts Pack)</b>			<b>RS5295 (No Parts Pack)</b>		
HUMMER — H2	08-03	R	DODGE — Pickup (¾ Ton) 2 W.D. (Ram 2500 & D Models)	07-03	F	CHEVROLET — Avalanche 2 W.D.	07-00	F
<b>RS5272 (No Parts Pack)</b>			DODGE — Pickup (1 Ton) 2 W.D. (Ram 3500 & D Models)	06-03	F	CHEVROLET — Avalanche 4 W.D.	06-00	F
FORD — Excursion 2 W.D.	05-00	F	<b>RS5281 (No Parts Pack)</b>			CHEVROLET — Pickup (½ Ton) 2 W.D. (Silverado, C & R Models)	07-05 03-01	F
FORD — Pickup (¾ Ton) 2 W.D. (F Series)	07-99	F	DODGE — Pickup (½ Ton) 2 W.D. (Ram 1500 & D Models)	08-02	F	CHEVROLET — Pickup (½ Ton) 4 W.D. (Silverado, K & V Models)	2006 03-01	F
FORD — Pickup (1 Ton) 2 W.D. (F Series)	08-99	F	<b>RS5282 (No Parts Pack)</b>			CHEVROLET — Pickup (¾ Ton) 4 W.D. (Silverado, K & V Models)	04-99	F
<b>RS5273 (No Parts Pack)</b>			DODGE — Pickup (½ Ton) 4 W.D. (Ram 1500 & W Models)	05-02	F	CHEVROLET — Suburban 2 W.D.	08-07	F
FORD — Pickup (¾ Ton) 2 W.D. (F Series)	04-99	R	<b>RS5283 (No Parts Pack)</b>			CHEVROLET — Suburban 4 W.D.	08-00	F
FORD — Pickup (¾ Ton) 4 W.D. (F Series)	04-99	R	DODGE — Pickup (½ Ton) 4 W.D. (Ram 1500 & W Models)	05-02	F	GMC — Pickup (½ Ton) 2 W.D. (Sierra, C & R Models)	2006 03-01	F
FORD — Pickup (1 Ton) 2 W.D. (F Series)	04-99	R	<b>RS5284 (No Parts Pack)</b>			GMC — Pickup (½ Ton) 4 W.D. (Sierra, K & V Models)	08-06	F
<b>RS5274 (No Parts Pack)</b>			GMC — Yukon XL (½ Ton) 2 W.D.	2008	F	GMC — Pickup (¾ Ton) 4 W.D. (Sierra, K & V Models)	04-99	F
CHEVROLET — Avalanche 2 W.D.	08-07 05-02	R	JEEP — Liberty	07-02	R	GMC — Yukon XL (¾ Ton) 4 W.D.	08-00	F
CHEVROLET — Avalanche 4 W.D.	08-02	R	<b>RS5285 (No Parts Pack)</b>			<b>RS5296 (No Parts Pack)</b>		
CHEVROLET — Pickup (½ Ton) 2 W.D. (Silverado, C & R Models)	07-05 03-01	R	FORD — Pickup (½ Ton) 2 W.D. (F Series)	08-04	R	CHEVROLET — Avalanche 2 W.D.	07-00	F
CHEVROLET — Pickup (½ Ton) 4 W.D. (Silverado, K & V Models)	2006 03-01	R	<b>RS5286 (No Parts Pack)</b>			CHEVROLET — Avalanche 4 W.D.	06-00	F
CHEVROLET — Pickup (¾ Ton) 2 W.D. (Silverado, C & R Models)	08-99	R	FORD — Pickup (½ Ton) 4 W.D. (F Series)	08-04	R	CHEVROLET — Pickup (½ Ton) 2 W.D. (Silverado, C & R Models)	07-05 03-01	F
CHEVROLET — Pickup (¾ Ton) 4 W.D. (Silverado, K & V Models)	08-99	R	LINCOLN — Mark LT (½ Ton) 4 W.D. (Pickup)	08-96	R	CHEVROLET — Pickup (½ Ton) 4 W.D. (Silverado, K & V Models)	08-05 03-01	F
CHEVROLET — Suburban (½ Ton) 4 W.D.	08-00	R	<b>RS5287 (No Parts Pack)</b>			CHEVROLET — Pickup (¾ Ton) 4 W.D. (Silverado, K & V Models)	04-99	F
CHEVROLET — Suburban 2 W.D.	08-07 01-00	R	FORD — Pickup (½ Ton) 4 W.D. (F Series)	08-04	R	CHEVROLET — Suburban (¾ Ton) 4 W.D.	08-01	F
CHEVROLET — Suburban 4 W.D.	08-00	R	LINCOLN — Mark LT (½ Ton) 4 W.D. (Pickup)	08-06	R	CHEVROLET — Suburban 2 W.D.	06-01	F
CHEVROLET — Tahoe 2 W.D.	08-07 02-00	R	<b>RS5288 (No Parts Pack)</b>			CHEVROLET — Suburban 4 W.D.	08-00	F
CHEVROLET — Tahoe 4 W.D.	08-00	R	CHEVROLET — Pickup (¾ Ton) 2 W.D. (Silverado, C & R Models)	08-01	F	GMC — Pickup (½ Ton) 2 W.D. (Sierra, C & R Models)	08-05 03-01	F
DODGE — Pickup (½ Ton) 2 W.D. (Ram 1500 & D Models)	08-02	R	CHEVROLET — Pickup (¾ Ton) 4 W.D. (Silverado, K & V Models)	08-01	F	GMC — Pickup (½ Ton) 4 W.D. (Sierra, K & V Models)	07-01	F
DODGE — Pickup (½ Ton) 4 W.D. (Ram 1500 & W Models)	08-02	R	CHEVROLET — Pickup (1 Ton) 2 W.D. (Silverado, C & R Models)	08-01	F	GMC — Pickup (¾ Ton) 4 W.D. (Sierra, K & V Models)	07-99	F
DODGE — Pickup (¾ Ton) 4 W.D. (Ram 2500 & W Models)	02-94	R	CHEVROLET — Pickup (1 Ton) 4 W.D. (Silverado, K & V Models)	08-01	F	GMC — Yukon XL (¾ Ton) 2 W.D.	08-01	F
DODGE — Pickup (1 Ton) 2 W.D. (Ram 3500 & D Models)	02-94	R	GMC — Pickup (¾ Ton) 2 W.D. (Sierra, C & R Models)	08-01	F	GMC — Yukon XL (¾ Ton) 4 W.D.	08-01	F
DODGE — Pickup (1 Ton) 4 W.D. (Ram 3500 & W Models)	02-94	R	GMC — Pickup (¾ Ton) 4 W.D. (Sierra, K & V Models)	08-01	F	GMC — Yukon XL (¾ Ton) 4 W.D.	08-01	F
GMC — Pickup (½ Ton) 2 W.D. (Sierra, C & R Models)	2006 03-01	R	GMC — Pickup (1 Ton) 2 W.D. (Sierra, C & R Models)	08-01	F			
GMC — Pickup (½ Ton) 4 W.D. (Sierra, K & V Models)	08-06 03-01	R	GMC — Pickup (1 Ton) 4 W.D. (Sierra, K & V Models)	07-01	F			
			HUMMER — H2	08-03	F			



# RANCHO RS5000 Shock Absorbers

Vehicle	Year	Pos.	Vehicle	Year	Pos.	Vehicle	Year	Pos.
<b>RS5297 (No Parts Pack)</b>			<b>RS5298 — Continued</b>			<b>RS5331 (No Parts Pack)</b>		
CHEVROLET — Avalanche 2 W.D.	07-00	R	GMC — Pickup (¾ Ton) 4 W.D. (Sierra, K & V Models)	06-01	F	JEEP — Wrangler (JK Series)	08-07	F
CHEVROLET — Avalanche 4 W.D.	06-00	R	GMC — Suburban 2 W.D.	08-07	F	<b>RS5332 (No Parts Pack)</b>		
CHEVROLET — Pickup (½ Ton) 2 W.D. (Silverado, C & R Models)	07-05	R	GMC — Suburban 4 W.D.	08-07	F	JEEP — Wrangler (JK Series)	08-07	R
CHEVROLET — Pickup (½ Ton) 4 W.D. (Silverado, K & V Models)	03-01	R	GMC — Yukon 2 W.D.	08-07	F	<b>RS5601 (No Parts Pack)</b>		
CHEVROLET — Pickup (¾ Ton) 2 W.D. (Silverado, C & R Models)	08-99	R	GMC — Yukon 4 W.D.	08-00	F	DODGE — Pickup Ram 50 (D-50 Light Duty) 2 W.D.	93-79	R
CHEVROLET — Pickup (¾ Ton) 4 W.D. (Silverado, K & V Models)	08-01	R	GMC — Yukon XL (½ Ton) 2 W.D.	08-07	F	ISUZU — Pickup Series 2 W.D.	88-81	R
CHEVROLET — Suburban (¾ Ton) 4 W.D.	08-01	R	GMC — Yukon XL (½ Ton) 4 W.D.	08-00	F	ISUZU — Pickup Series 4 W.D.	88-81	R
CHEVROLET — Suburban 2 W.D.	06-01	R	HUMMER — H2	08-03	F	LADA — Niva 4 W.D.	89-76	R
CHEVROLET — Suburban 4 W.D.	08-00	R	<b>RS5299 (No Parts Pack)</b>			MAZDA — Pickup B Series 2 W.D.	93-86	R
DODGE — Pickup (½ Ton) 4 W.D. (Ram 1500 & W Models)	08-02	R	CHEVROLET — Pickup Colorado 2 W.D.	08-04	R	NISSAN — Pickup Series 4 W.D.	1982	R
GMC — Pickup (½ Ton) 2 W.D. (Sierra, C & R Models)	08-05	R	GMC — Pickup Canyon 2 W.D.	08-04	R	PLYMOUTH — Arrow (Light Duty) Pickup 2 W.D.	82-79	R
GMC — Pickup (½ Ton) 4 W.D. (Sierra, K & V Models)	03-01	R	<b>RS5300 (No Parts Pack)</b>			TOYOTA — Pickup (Compact) Series 2 W.D.	95-72	R
GMC — Pickup (¾ Ton) 2 W.D. (Sierra, C & R Models)	08-01	R	CHEVROLET — Pickup Colorado 2 W.D.	08-04	F	TOYOTA — Pickup T100 Series (Full Size) 2 W.D.	98-93	R
GMC — Pickup (¾ Ton) 4 W.D. (Sierra, K & V Models)	08-01	R	GMC — Pickup Canyon 2 W.D.	08-04	F	<b>RS5602 (No Parts Pack)</b>		
GMC — Yukon XL (¾ Ton) 2 W.D.	08-01	R	GMC — Pickup Canyon 4 W.D.	08-04	F	DODGE — Pickup Dakota 2 W.D.	96-87	F
GMC — Yukon XL (¾ Ton) 4 W.D.	08-01	R	<b>RS5301 (No Parts Pack)</b>			DODGE — Pickup Ram 50 (D-50 Light Duty) 4 W.D.	91-82	F
HUMMER — H2	08-03	R	CHEVROLET — Pickup Colorado 2 W.D.	08-04	R	DODGE — Pickup Ram 50 (D-50 Light Duty) 2 W.D.	93-79	F
<b>RS5298 (No Parts Pack)</b>			CHEVROLET — Pickup Colorado 4 W.D.	08-04	R	FORD — Pickup Courier (Light Duty)	84-72	F
CHEVROLET — Avalanche 2 W.D.	08-07	F	GMC — Pickup Canyon 2 W.D.	08-04	R	MAZDA — Pickup B Series 2 W.D.	84-82	F
CHEVROLET — Avalanche 4 W.D.	08-07	F	GMC — Pickup Canyon 4 W.D.	08-04	R	MITSUBISHI — Pickup Series 2 W.D.	96-79	F
CHEVROLET — Pickup (½ Ton) 2 W.D. (Silverado, C & R Models)	08-07	F	<b>RS5304 (No Parts Pack)</b>			MITSUBISHI — Pickup Series 4 W.D.	96-83	F
CHEVROLET — Pickup (½ Ton) 4 W.D. (Silverado, K & V Models)	08-99	F	NISSAN — Pickup Titan 2 W.D.	08-04	R	PLYMOUTH — Arrow (Light Duty) Pickup 2 W.D.	82-79	F
CHEVROLET — Pickup (¾ Ton) 2 W.D. (Silverado, C & R Models)	08-01	F	NISSAN — Pickup Titan 4 W.D.	08-04	R	TOYOTA — Pickup (Compact) Series 2 W.D.	83-72	F
CHEVROLET — Pickup (¾ Ton) 4 W.D. (Silverado, K & V Models)	08-01	F	<b>RS5315 (No Parts Pack)</b>			<b>RS5604 (No Parts Pack)</b>		
CHEVROLET — Suburban 2 W.D.	08-07	F	DODGE — Pickup Dakota 2 W.D.	06-05	R	NISSAN — Pickup Series 2 W.D.	86-69	R
CHEVROLET — Suburban 4 W.D.	08-00	F	DODGE — Pickup Dakota 4 W.D.	06-05	R	NISSAN — Pickup Series 4 W.D.	81-80	R
CHEVROLET — Tahoe 2 W.D.	08-07	F	<b>RS5317 (No Parts Pack)</b>			<b>RS5605 (No Parts Pack)</b>		
CHEVROLET — Tahoe 4 W.D.	08-00	F	DODGE — Pickup (½ Ton) 4 W.D. (Ram 1500 & W Models)	08-06	F	CHEVROLET — Pickup LUV (Light Duty) 2 W.D.	83-72	F
GMC — Pickup (½ Ton) 2 W.D. (Sierra, C & R Models)	08-07	F	DODGE — Pickup (¾ Ton) 4 W.D. (Ram 2500 & W Models)	08-03	F	CHEVROLET — Pickup LUV (Light Duty) 4 W.D.	83-79	F
GMC — Pickup (½ Ton) 4 W.D. (Sierra, K & V Models)	08-99	F	DODGE — Pickup (1 Ton) 4 W.D. (Ram 3500 & W Models)	08-03	F	DAIHATSU — Feroza 4 W.D.	90-89	F
GMC — Pickup (¾ Ton) 2 W.D. (Sierra, C & R Models)	06-01	F	<b>RS5319 (No Parts Pack)</b>			ISUZU — Pickup Series 2 W.D.	88-81	F
<b>RS5298 (No Parts Pack)</b>			TOYOTA — Pickup Tacoma 4 W.D.	07-05	R	ISUZU — Pickup Series 4 W.D.	88-81	F
CHEVROLET — Avalanche 2 W.D.	08-07	F	<b>RS5320 (No Parts Pack)</b>			ISUZU — Trooper & Trooper II 4 W.D.	88-84	F
CHEVROLET — Avalanche 4 W.D.	08-07	F	TOYOTA — Pickup Tacoma 2 W.D.	07-05	R	LADA — Niva 4 W.D.	89-76	F
CHEVROLET — Pickup (½ Ton) 2 W.D. (Silverado, C & R Models)	08-07	F	<b>RS5324 (No Parts Pack)</b>			NISSAN — Frontier 2 W.D.	02-98	F
CHEVROLET — Pickup (½ Ton) 4 W.D. (Silverado, K & V Models)	08-99	F	TOYOTA — Pickup Tundra 2 W.D.	08-07	R	NISSAN — Pickup Series 2 W.D.	97-69	F
CHEVROLET — Pickup (¾ Ton) 2 W.D. (Silverado, C & R Models)	08-01	F	TOYOTA — Pickup Tundra 4 W.D.	08-07	R	NISSAN — Pickup Series 4 W.D.	97-80	F
CHEVROLET — Pickup (¾ Ton) 4 W.D. (Silverado, K & V Models)	08-01	F	<b>RS5325 (No Parts Pack)</b>			<b>RS5606 (No Parts Pack)</b>		
CHEVROLET — Suburban 2 W.D.	08-07	F	CHEVROLET — Pickup Colorado 2 W.D.	08-04	R	DODGE — Pickup Dakota 4 W.D.	96-87	F
CHEVROLET — Suburban 4 W.D.	08-00	F	CHEVROLET — Pickup Colorado 4 W.D.	08-04	R			
CHEVROLET — Tahoe 2 W.D.	08-07	F	GMC — Pickup Canyon 2 W.D.	08-04	R			
CHEVROLET — Tahoe 4 W.D.	08-00	F	GMC — Pickup Canyon 4 W.D.	08-04	R			

# RANCHO RS5000 Shock Absorbers

Vehicle	Year	Pos.	Vehicle	Year	Pos.	Vehicle	Year	Pos.
<b>RS5609 (No Parts Pack)</b>			<b>RS5609 — Continued</b>			<b>RS5610 (No Parts Pack)</b>		
DODGE — Durango 2 W.D.	03-99	F	TOYOTA — Pickup T100 Series	98-93	F	CHEVROLET — Pickup Colorado	08-04	F
DODGE — Pickup Dakota	04-97	F	(Full Size) 2 W.D.			2 W.D.		
TOYOTA — Pickup	95-84	F	TOYOTA — Pickup Tacoma	04-95	F	CHEVROLET — Pickup Colorado	08-04	F
(Compact) Series 2 W.D.			2 W.D.			4 W.D.		
						GMC — Pickup Canyon 2 W.D.	08-04	F
						GMC — Pickup Canyon 4 W.D.	08-04	F

# RANCHO RS5400 Steering Stabilizer Shock Absorbers

Vehicle	Year	Pos.	Vehicle	Year	Pos.	Vehicle	Year	Pos.
<b>RS5401 (No Parts Pack)</b>			<b>RS5402 — Continued</b>			<b>FORD — Pickup (¾ Ton) 4 W.D. (F Series)</b>		
CHEVROLET — Blazer 4 W.D.	00-82	ST	CHEVROLET — Pickup (½ Ton)	59-50	ST	<b>RS5402 — Continued</b>		
Compact - Inc. S Models			2 W.D. (Silverado, C & R Models)			FORD — Pickup (1 Ton) 2 W.D. (F Series)	97-80	ST
CHEVROLET — Blazer 4 W.D.	94-92	ST	CHEVROLET — Pickup (½ Ton)	07-99	ST	FORD — Pickup (1 Ton) 4 W.D. (F Series)	64-50	ST
Full Size (K & V Models)			4 W.D. (Silverado, K & V Models)	87-67	ST	FORD — Pickup Ranger (Light Duty) 2 W.D.	97-80	ST
CHEVROLET — Pickup (½ Ton)	98-88	ST	CHEVROLET — Pickup (¾ Ton)	59-50	ST	FORD — Pickup Ranger (Light Duty) 4 W.D.	97-83	ST
4 W.D. (Silverado, K & V Models)			2 W.D. (Silverado, C & R Models)			FORD — Van (½ Ton) E Series - Inc. Club Wagon	97-83	ST
CHEVROLET — Pickup (¾ Ton)	00-88	ST	CHEVROLET — Pickup (¾ Ton)	87-67	ST	FORD — Van (¾ Ton) E Series - Inc. Club Wagon	68-61	ST
4 W.D. (Silverado, K & V Models)			4 W.D. (Silverado, K & V Models)			GMC — Jimmy 4 W.D. Full Size (K & V Models)	68-61	ST
CHEVROLET — Pickup (1 Ton)	00-88	ST	CHEVROLET — Pickup (1 Ton)	59-50	ST	GMC — Jimmy 4 W.D. Full Size (K & V Models)	91-69	ST
4 W.D. (Silverado, K & V Models)			2 W.D. (Silverado, C & R Models)			GMC — Pickup (½ Ton) 2 W.D. (Sierra, C & R Models)	59-50	ST
CHEVROLET — Pickup LUV (Light Duty) 2 W.D.	82-79	ST	CHEVROLET — Suburban	01-00	ST	GMC — Pickup (½ Ton) 4 W.D. (Sierra, K & V Models)	07-99	ST
CHEVROLET — Pickup S-Models (Light Duty) 4 W.D.	04-82	ST	2 W.D.	91-67	ST	GMC — Pickup (¾ Ton) 2 W.D. (Sierra, C & R Models)	87-67	ST
CHEVROLET — Suburban	98-92	ST	4 W.D.	06-00	ST	GMC — Pickup (¾ Ton) 4 W.D. (Sierra, K & V Models)	59-50	ST
4 W.D.			CHEVROLET — Tahoe 2 W.D.	01-00	ST	GMC — Pickup (¾ Ton) 4 W.D. (Sierra, K & V Models)	87-67	ST
CHEVROLET — Tahoe 4 W.D.	00-95	ST	CHEVROLET — Tahoe 4 W.D.	06-00	ST	GMC — Pickup (¾ Ton) 4 W.D. (Sierra, K & V Models)	87-67	ST
FORD — Expedition 2 W.D.	1997	ST	CHEVROLET — Van (½ Ton)	87-65	ST	GMC — Pickup (1 Ton) 2 W.D. (Sierra, C & R Models)	86-67	ST
FORD — Expedition 4 W.D.	02-97	ST	Express & G Models - Inc. Sportvan			GMC — Pickup (1 Ton) 2 W.D. (Sierra, C & R Models)	59-50	ST
FORD — Pickup (½ Ton) 2 W.D. (F Series)	01-97	ST	DANA AXLES — 4WD Front Steering Axles		ST	GMC — Suburban 4 W.D.	91-67	ST
FORD — Pickup (½ Ton) 4 W.D. (F Series)	04-97	ST	DODGE — Pickup (½ Ton)	71-54	ST	GMC — Van (½ Ton) Savana & G Models - Inc. Rally & Vandura	87-65	ST
FORD — Pickup (¾ Ton) 4 W.D. (F Series)	99-97	ST	2 W.D. (Ram 1500 & D Models)			GMC — Yukon 2 W.D.	01-00	ST
GMC — Jimmy 4 W.D. Compact - Inc. S Models	00-82	ST	DODGE — Pickup (½ Ton)	93-60	ST	GMC — Yukon 4 W.D.	05-00	ST
GMC — Pickup (½ Ton) 4 W.D. (Sierra, K & V Models)	98-88	ST	4 W.D. (Ram 1500 & W Models)			GMC — Yukon XL 2 W.D.	01-00	ST
GMC — Pickup (¾ Ton) 4 W.D. (Sierra, K & V Models)	00-88	ST	DODGE — Pickup (¾ Ton)	71-54	ST	GMC — Yukon XL 4 W.D.	06-00	ST
GMC — Pickup (1 Ton) 4 W.D. (Sierra, K & V Models)	00-88	ST	2 W.D. (Ram 2500 & D Models)			INTERNATIONAL — Pickup (Full Size) 2 W.D.	74-59	ST
GMC — Pickup (1 Ton) 4 W.D. (Sierra, K & V Models)	00-88	ST	DODGE — Pickup (¾ Ton)	93-60	ST	INTERNATIONAL — Scout	68-61	ST
GMC — Pickup S Models (Light Duty) 4 W.D. (Sonoma)	04-82	ST	4 W.D. (Ram 2500 & W Models)			INTERNATIONAL — Travelall	74-59	ST
GMC — Pickup S Models (Light Duty) 4 W.D. (Sonoma)	04-82	ST	DODGE — Pickup (1 Ton)	71-54	ST	ISUZU — Pickup Series 4 W.D.	91-89	ST
GMC — Suburban 4 W.D.	98-92	ST	2 W.D. (Ram 3500 & D Models)			ISUZU — Trooper & Trooper II 4 W.D.	90-84	ST
GMC — Yukon 4 W.D.	00-92	ST	DODGE — Pickup (1 Ton)	93-60	ST	JEEP — CJ Series 4 W.D.	86-41	ST
ISUZU — Amigo 2 W.D.	97-89	ST	4 W.D. (Ram 3500 & W Models)			JEEP — DJ Dispatcher 4 W.D.	74-49	ST
ISUZU — Pickup Series 2 W.D.	91-89	ST	DODGE — Pickup Ram 50 (D-50 Light Duty) 2 W.D.	83-82	ST	JEEP — Jeepster (Inc. Commando) 4 W.D.	73-66	ST
ISUZU — Pickup Series 4 W.D.	83-82	ST	DODGE — Raider 4 W.D.	89-86	ST	JEEP — M Series (Military Jeep) 4 W.D.	75-41	ST
ISUZU — Rodeo 2 W.D.	97-89	ST	DODGE — Ramcharger 4 W.D.	93-70	ST	JEEP — Scrambler 4 W.D.	86-76	ST
JEEP — Cherokee	02-84	ST	FORD — Bronco (Full Size Models) 4 W.D.	96-78	ST	LAND ROVER — Defender 90	81-59	ST
JEEP — Grand Cherokee	98-93	ST	FORD — Bronco II 2 W.D.	90-83	ST	MAZDA — Navajo 2 W.D.	94-90	ST
JEEP — Pickup Comanche (MJ Series) 4 W.D.	92-86	ST	FORD — Bronco II 4 W.D.	90-83	ST	MAZDA — Navajo 4 W.D.	94-90	ST
OLDSMOBILE — Bravada 4 W.D.	97-91	ST	FORD — Explorer 2 W.D.	94-90	ST	MAZDA — Pickup B Series 2 W.D.	97-94	ST
			FORD — Explorer 4 W.D.	94-90	ST	MAZDA — Pickup B Series 4 W.D.	97-94	ST
			FORD — Pickup (½ Ton) 2 W.D. (F Series)	96-80	ST	MAZDA — Pickup B Series 4 W.D.	97-94	ST
			FORD — Pickup (½ Ton) 4 W.D. (F Series)	96-70	ST	MAZDA — Pickup B Series 4 W.D.	97-94	ST
			FORD — Pickup (¾ Ton) 2 W.D. (F Series)	96-80	ST	MAZDA — Pickup B Series 4 W.D.	97-94	ST
				64-50	ST	MAZDA — Pickup B Series 4 W.D.	97-94	ST
				64-50	ST	MITSUBISHI — Montero 4 W.D.	95-86	ST

# RANCHO RS5400 Steering Stabilizer Shock Absorbers

Vehicle	Year	Pos.	Vehicle	Year	Pos.	Vehicle	Year	Pos.
MITSUBISHI — Pajero 4 W.D.	95-86	ST	GMC — Pickup (½ Ton) 4 W.D. (Sierra, K & V Models)	72-58	ST	MAZDA — Pickup B Series 4 W.D.	93-87	ST
<b>RS5402 — Continued</b>			<b>RS5403 — Continued</b>			<b>RS5406 (No Parts Pack)</b>		
MITSUBISHI — Pickup Series 2 W.D.	83-82	ST	GMC — Pickup (¾ Ton) 4 W.D. (Sierra, K & V Models)	72-58	ST	CHEVROLET — Pickup (1 Ton) 2 W.D. (Silverado, C & R Models)	00-88	ST
NISSAN — Frontier 2 W.D.	02-00	ST	INTERNATIONAL — Pickup (Full Size) 4 W.D.	75-60	ST	CHEVROLET — Suburban 2 W.D.	99-92	ST
NISSAN — Frontier 4 W.D.	02-00	ST	INTERNATIONAL — Scout	81-69	ST	CHEVROLET — Van Astro (Mini) 2 W.D.	05-85	ST
NISSAN — Pathfinder 2 W.D.	95-86	ST	INTERNATIONAL — Travelall 4 W.D.	75-60	ST	FORD — Excursion 4 W.D.	04-02	ST
NISSAN — Pathfinder 4 W.D.	95-86	ST	JEEP — Jeepster (Inc. Commando) 4 W.D.	63-47	ST	FORD — Pickup (¾ Ton) 4 W.D. (F Series)	04-99	ST
NISSAN — Patrol 4 W.D.	94-89	ST	JEEP — Pickup Gladiator (J Series) 4 W.D.	73-47	ST	FORD — Pickup (1 Ton) 4 W.D. (F Series)	04-99	ST
NISSAN — Pickup Series 2 W.D.	95-86	ST	LAND ROVER — Discovery	92-89	ST	GMC — Pickup (1 Ton) 2 W.D. (Sierra, C & R Models)	00-88	ST
NISSAN — Pickup Series 4 W.D.	82-71	ST	PLYMOUTH — PB Models (½ Ton) Van	78-71	ST	GMC — Suburban 2 W.D.	99-92	ST
NISSAN — Terrano 2 W.D.	95-86	ST	PLYMOUTH — PB Models (¾ Ton) Van	78-71	ST	GMC — Van Safari (Mini) 2 W.D.	05-85	ST
NISSAN — Terrano 4 W.D.	95-86	ST	PLYMOUTH — PB Models (1 Ton) Van	78-71	ST	<b>RS5407 (No Parts Pack)</b>		
NISSAN — Xterra 2 W.D.	04-00	ST	PLYMOUTH — PB Models (¾ Ton) Van	78-71	ST	CHEVROLET — Avalanche 2 W.D.	07-02	ST
NISSAN — Xterra 4 W.D.	04-00	ST	PLYMOUTH — Trailduster 4 W.D.	78-70	ST	CHEVROLET — Avalanche 4 W.D.	07-02	ST
PLYMOUTH — Arrow (Light Duty) Pickup 2 W.D.	1982	ST	TOYOTA — 4 Runner	85-84	ST	CHEVROLET — Pickup (½ Ton) 2 W.D. (Silverado, C & R Models)	07-06	ST
PLYMOUTH — PB Models (½ Ton) Van	71-54	ST	TOYOTA — Pickup (Compact) Series 4 W.D.	94-84	ST	CHEVROLET — Pickup (½ Ton) 4 W.D. (Silverado, C & R Models)	03-01	ST
PLYMOUTH — PB Models (¾ Ton) Van	71-54	ST	<b>RS5404 (No Parts Pack)</b>			CHEVROLET — Pickup (¾ Ton) 4 W.D. (Silverado, K & V Models)	08-01	ST
PLYMOUTH — PB Models (1 Ton) Van	71-54	ST	CHEVROLET — Blazer 4 W.D. Full Size (K & V Models)	91-73	ST	CHEVROLET — Pickup (¾ Ton) 4 W.D. (Silverado, K & V Models)	08-99	ST
PLYMOUTH — Trailduster 4 W.D.	78-70	ST	CHEVROLET — Pickup (½ Ton) 4 W.D. (Silverado, K & V Models)	87-73	ST	CHEVROLET — Suburban 4 W.D.	02-00	ST
SUZUKI — Samurai 4 W.D.	90-78	ST	CHEVROLET — Pickup (¾ Ton) 4 W.D. (Silverado, K & V Models)	87-73	ST	GMC — Pickup (½ Ton) 2 W.D. (Sierra, C & R Models)	08-05	ST
SUZUKI — Santana 4 W.D.	90-85	ST	CHEVROLET — Pickup (1 Ton) 4 W.D. (Silverado, K & V Models)	91-73	ST	GMC — Pickup (½ Ton) 4 W.D. (Sierra, K & V Models)	07-05	ST
TOYOTA — 4 Runner	93-86	ST	CHEVROLET — Suburban 4 W.D.	91-73	ST	GMC — Pickup (¾ Ton) 2 W.D. (Sierra, C & R Models)	03-01	ST
TOYOTA — Landcruiser	84-55	ST	DODGE — Pickup (½ Ton) 4 W.D. (Ram 1500 & W Models)	99-94	ST	GMC — Pickup (¾ Ton) 4 W.D. (Sierra, K & V Models)	08-99	ST
TOYOTA — Pickup (Compact) Series 2 W.D.	92-79	ST	DODGE — Pickup (¾ Ton) 4 W.D. (Ram 2500 & W Models)	99-94	ST	GMC — Yukon XL 4 W.D.	06-00	ST
TOYOTA — Pickup (Compact) Series 4 W.D.	94-86	ST	DODGE — Pickup (1 Ton) 4 W.D. (Ram 3500 & W Models)	99-94	ST	HUMMER — H2	08-03	ST
TOYOTA — Pickup T100 Series (Full Size) 4 W.D.	83-79	ST	FORD — Bronco (Full Size Models) 4 W.D.	69-66	ST	JEEP — Wrangler (JK Series)	08-07	ST
<b>RS5403 (No Parts Pack)</b>			GMC — Jimmy 4 W.D. Full Size (K & V Models)	91-73	ST	JEEP — Wrangler (TJ Series)	06-97	ST
CHEVROLET — Pickup (½ Ton) 4 W.D. (Silverado, K & V Models)	72-58	ST	GMC — Pickup (½ Ton) 4 W.D. (Sierra, K & V Models)	87-73	ST	JEEP — Wrangler (YJ Series)	96-86	ST
CHEVROLET — Pickup (¾ Ton) 4 W.D. (Silverado, K & V Models)	72-58	ST	GMC — Pickup (¾ Ton) 4 W.D. (Sierra, K & V Models)	87-73	ST	NISSAN — Patrol 4 W.D.	94-80	ST
DANA AXLES — 4WD Front Steering Axles		ST	GMC — Pickup (1 Ton) 4 W.D. (Sierra, K & V Models)	91-73	ST	<b>RS5409 (No Parts Pack)</b>		
DODGE — Pickup (½ Ton) 4 W.D. (Ram 1500 & W Models)	93-60	ST	GMC — Suburban 4 W.D.	91-73	ST	JEEP — Grand Cherokee	04-99	ST
DODGE — Pickup (¾ Ton) 4 W.D. (Ram 2500 & W Models)	98-60	ST	JEEP — Pickup Pioneer (J Series) 4 W.D.	86-74	ST	<b>RS5410 (No Parts Pack)</b>		
DODGE — Pickup (1 Ton) 4 W.D. (Ram 3500 & W Models)	98-45	ST	JEEP — Wagoneer 4 W.D.	91-74	ST	FORD — Excursion 2 W.D.	02-00	ST
DODGE — Ramcharger 4 W.D.	93-70	ST	TOYOTA — Landcruiser	94-81	ST	FORD — Excursion 4 W.D.	03-00	ST
DODGE — Van (½ Ton) Ram & B Models - Inc. Wagon	78-70	ST	<b>RS5405 (No Parts Pack)</b>			FORD — Pickup (¾ Ton) 4 W.D. (F Series)	04-99	ST
DODGE — Van (¾ Ton) Ram & B Models - Inc. Wagon	78-70	ST	FORD — Pickup (¾ Ton) 4 W.D. (F Series)	07-05	ST	FORD — Pickup (1 Ton) 4 W.D. (F Series)	04-99	ST
DODGE — Van (1 Ton) Ram & B Models - Inc. Wagon	78-70	ST	FORD — Pickup (1 Ton) 4 W.D. (F Series)	07-05	ST	FORD — Pickup / Chassis Cab F-450 4 W.D.	04-99	ST
FORD — Bronco (Full Size Models) 4 W.D.	79-70	ST	LAND ROVER — Defender 90	89-84	ST	FORD — Pickup / Chassis Cab F-450 2 W.D.	04-99	ST
FORD — Pickup (½ Ton) 4 W.D. (F Series)	79-70	ST	LAND ROVER — Range Rover	92-84	ST	FORD — Pickup / Chassis Cab F-550 4 W.D.	04-99	ST
FORD — Pickup (¾ Ton) 4 W.D. (F Series)	77-59	ST						
FORD — Pickup (1 Ton) 4 W.D. (F Series)	77-59	ST						

# RANCHO RS5400 Steering Stabilizer Shock Absorbers

Vehicle	Year	Pos.	Vehicle	Year	Pos.	Vehicle	Year	Pos.
FORD — Pickup / Chassis Cab F-550 2 W.D.	04-99	ST	CHEVROLET — Suburban 4 W.D.	06-00	ST	DODGE — Pickup (1 Ton) 4 W.D. (Ram 3500 & W Models)	08-00	ST
<b>RS5411 (No Parts Pack)</b>			<b>RS5411 — Continued</b>			<b>RS5413 (No Parts Pack)</b>		
CHEVROLET — Avalanche 2 W.D.	07-00	ST	GMC — Pickup (¾ Ton) 2 W.D. (Sierra, C & R Models)	08-01	ST	FORD — Excursion 4 W.D.	05-04	ST
CHEVROLET — Avalanche 4 W.D.	07-00	ST	GMC — Pickup (¾ Ton) 4 W.D. (Sierra, K & V Models)	08-01	ST	FORD — Pickup (¾ Ton) 4 W.D. (F Series)	07-05	ST
CHEVROLET — Pickup (¾ Ton) 2 W.D. (Silverado, C & R Models)	08-01	ST	GMC — Pickup (1 Ton) 2 W.D. (Sierra, C & R Models)	08-01	ST	FORD — Pickup (1 Ton) 4 W.D. (F Series)	07-05	ST
CHEVROLET — Pickup (¾ Ton) 4 W.D. (Silverado, K & V Models)	08-01	ST	GMC — Pickup (1 Ton) 4 W.D. (Sierra, K & V Models)	08-01	ST	FORD — Pickup / Chassis Cab F-450 4 W.D.	06-05	ST
CHEVROLET — Pickup (1 Ton) 2 W.D. (Silverado, C & R Models)	07-01	ST	GMC — Yukon XL 2 W.D.	06-01	ST	FORD — Pickup / Chassis Cab F-450 2 W.D.	06-05	ST
CHEVROLET — Pickup (1 Ton) 4 W.D. (Silverado, K & V Models)	07-01	ST	GMC — Yukon XL 4 W.D.	06-00	ST	FORD — Pickup / Chassis Cab F-550 4 W.D.	06-05	ST
CHEVROLET — Suburban 2 W.D.	06-01	ST	<b>RS5412 (No Parts Pack)</b>			FORD — Pickup / Chassis Cab F-550 2 W.D.	06-05	ST
			DODGE — Pickup (½ Ton) 4 W.D. (Ram 1500 & W Models)	08-06	ST	<b>RS5415 (No Parts Pack)</b>		
			DODGE — Pickup (¾ Ton) 4 W.D. (Ram 2500 & W Models)	01-00	ST	FORD — Pickup (¾ Ton) 4 W.D. (F Series)	2008	ST
			DODGE — Pickup (1 Ton) 2 W.D. (Ram 3500 & D Models)	08-00	ST			

# RANCHO Steering Stabilizer Brackets

Vehicle	Year	Pos.	Vehicle	Year	Pos.	Vehicle	Year	Pos.
FORD — Pickup (1 Ton) 4 W.D. (F Series)	2008	ST	FORD — Pickup (½ Ton) 2 W.D. (F Series)	64-50	ST	<b>RS5509 (No Parts Pack)</b>		
<b>RS5502 (No Parts Pack)</b>			FORD — Pickup (¾ Ton) 2 W.D. (F Series)	64-50	ST	CHEVROLET — Blazer 4 W.D. Full Size (K & V Models)	91-69	ST
DODGE — Pickup Ram 50 (D-50 Light Duty) 2 W.D.	83-82	ST	<b>RS5508 — Continued</b>			<b>RS5509 — Continued</b>		
MITSUBISHI — Pickup Series 2 W.D.	83-82	ST	FORD — Pickup (1 Ton) 2 W.D. (F Series)	64-50	ST	CHEVROLET — Pickup (½ Ton) 4 W.D. (Silverado, K & V Models)	87-58	ST
NISSAN — Pickup Series 2 W.D.	82-71	ST	FORD — Van (½ Ton) E Series - Inc. Club Wagon	68-61	ST	CHEVROLET — Pickup (¾ Ton) 4 W.D. (Silverado, K & V Models)	87-58	ST
PLYMOUTH — Arrow (Light Duty) Pickup 2 W.D.	1982	ST	FORD — Van (¾ Ton) E Series - Inc. Club Wagon	68-61	ST	CHEVROLET — Suburban 4 W.D.	91-67	ST
TOYOTA — Pickup (Compact) Series 2 W.D.	92-79	ST	GMC — Pickup (½ Ton) 2 W.D. (Sierra, C & R Models)	59-50	ST	DANA AXLES — 4WD Front Steering Axles		ST
<b>RS5503 (No Parts Pack)</b>			GMC — Pickup (¾ Ton) 2 W.D. (Sierra, C & R Models)	59-50	ST	DODGE — Pickup (½ Ton) 4 W.D. (Ram 1500 & W Models)	93-60	ST
CHEVROLET — Pickup LUV (Light Duty) 2 W.D.	82-79	ST	GMC — Pickup (1 Ton) 2 W.D. (Sierra, C & R Models)	59-50	ST	DODGE — Pickup (¾ Ton) 4 W.D. (Ram 2500 & W Models)	93-60	ST
ISUZU — Amigo 2 W.D.	97-89	ST	GMC — Van (½ Ton) Savana & G Models - Inc. Rally & Vandura	71-65	ST	DODGE — Pickup (1 Ton) 4 W.D. (Ram 3500 & W Models)	93-60	ST
ISUZU — Pickup Series 2 W.D.	91-89	ST	INTERNATIONAL — Pickup (Full Size) 2 W.D.	74-59	ST	DODGE — Ramcharger 4 W.D.	93-70	ST
ISUZU — Pickup Series 4 W.D.	83-82	ST	INTERNATIONAL — Scout 2 W.D.	68-61	ST	FORD — Bronco (Full Size Models) 4 W.D.	79-78	ST
ISUZU — Rodeo 2 W.D.	97-89	ST	INTERNATIONAL — Travelall 2 W.D.	74-59	ST	FORD — Pickup (½ Ton) 4 W.D. (F Series)	79-70	ST
<b>RS5508 (No Parts Pack)</b>			ISUZU — Pickup Series 4 W.D.	91-89	ST	FORD — Pickup (¾ Ton) 4 W.D. (F Series)	77-59	ST
CHEVROLET — Pickup (½ Ton) 2 W.D. (Silverado, C & R Models)	59-50	ST	ISUZU — Trooper & Trooper II 4 W.D.	90-84	ST	FORD — Pickup (1 Ton) 4 W.D. (F Series)	77-59	ST
CHEVROLET — Pickup (¾ Ton) 2 W.D. (Silverado, C & R Models)	59-50	ST	JEEP — CJ Series 4 W.D.	86-41	ST	GMC — Jimmy 4 W.D. Full Size (K & V Models)	91-69	ST
CHEVROLET — Pickup (1 Ton) 2 W.D. (Silverado, C & R Models)	59-50	ST	JEEP — DJ Dispatcher 4 W.D.	74-49	ST	GMC — Pickup (½ Ton) 4 W.D. (Sierra, K & V Models)	87-58	ST
CHEVROLET — Van (½ Ton) Express & G Models - Inc. Sportvan	71-65	ST	JEEP — Jeepster (Inc. Commando) 4 W.D.	73-66	ST	GMC — Pickup (¾ Ton) 4 W.D. (Sierra, K & V Models)	87-58	ST
DANA AXLES — 4WD Front Steering Axles		ST	JEEP — M Series (Military Jeep) 4 W.D.	75-41	ST	GMC — Suburban 4 W.D.	91-67	ST
DODGE — Pickup (½ Ton) 2 W.D. (Ram 1500 & D Models)	71-54	ST	JEEP — Scrambler 4 W.D.	86-76	ST	INTERNATIONAL — Pickup (Full Size) 4 W.D.	75-60	ST
DODGE — Pickup (¾ Ton) 2 W.D. (Ram 2500 & D Models)	71-54	ST	MITSUBISHI — Montero 4 W.D.	95-86	ST	INTERNATIONAL — Scout 4 W.D.	81-69	ST
DODGE — Pickup (1 Ton) 2 W.D. (Ram 3500 & D Models)	71-54	ST	MITSUBISHI — Pajero 4 W.D.	95-86	ST	INTERNATIONAL — Travelall 4 W.D.	75-60	ST
DODGE — Raider 4 W.D.	89-86	ST	PLYMOUTH — PB Models (½ Ton) Van	71-54	ST	JEEP — Jeepster (Inc. Commando) 4 W.D.	63-47	ST
			PLYMOUTH — PB Models (¾ Ton) Van	71-54	ST			
			PLYMOUTH — PB Models (1 Ton) Van	71-54	ST			
			SUZUKI — Samurai 4 W.D.	90-78	ST			
			SUZUKI — Santana 4 W.D.	90-85	ST			

# RANCHO Steering Stabilizer Brackets

Vehicle	Year	Pos.	Vehicle	Year	Pos.	Vehicle	Year	Pos.
JEEP — Pickup Gladiator (J Series) 4 W.D.	73-47	ST	GMC — Pickup (½ Ton) 4 W.D. (Sierra, K & V Models)	98-88	ST	FORD — Pickup (½ Ton) 4 W.D. (F Series)	96-80	ST
PLYMOUTH — Trailduster 4 W.D.	78-70	ST	GMC — Pickup (¾ Ton) 4 W.D. (Sierra, K & V Models)	00-88	ST	FORD — Pickup (¾ Ton) 4 W.D. (F Series)	96-80	ST
<b>RS5510 (No Parts Pack)</b>			GMC — Pickup (1 Ton) 4 W.D. (Sierra, K & V Models)	00-88	ST	FORD — Pickup (1 Ton) 4 W.D. (F Series)	97-80	ST
JEEP — Wrangler (JK Series)	08-07	ST	<b>RS5526 — Continued</b>			<b>RS5535 — Continued</b>		
<b>RS5512 (No Parts Pack)</b>			GMC — Pickup S Models (Light Duty) 4 W.D. (Sonoma)	97-82	ST	FORD — Pickup Ranger (Light Duty) 4 W.D.	97-83	ST
DANA AXLES — 4WD Front Steering Axles		ST	GMC — Suburban 4 W.D.	97-92	ST	MAZDA — Pickup B Series 4 W.D.	97-94	ST
DODGE — Pickup (1 Ton) 4 W.D. (Ram 3500 & W Models)	86-45	ST	GMC — Yukon 4 W.D.	98-92	ST	<b>RS5537 (No Parts Pack)</b>		
INTERNATIONAL — Pickup (Full Size) 4 W.D.	75-60	ST	OLDSMOBILE — Bravada 4 W.D.	97-91	ST	FORD — Bronco (Full Size Models) 4 W.D.	92-90	ST
<b>RS5513 (No Parts Pack)</b>			<b>RS5528 (No Parts Pack)</b>			FORD — Explorer 2 W.D.	94-90	ST
FORD — Bronco II 2 W.D.	90-83	ST	CHEVROLET — Blazer 4 W.D. Full Size (K & V Models)	94-92	ST	FORD — Explorer 4 W.D.	94-90	ST
FORD — Pickup Ranger (Light Duty) 2 W.D.	91-83	ST	CHEVROLET — Pickup (½ Ton) 4 W.D. (Silverado, K & V Models)	98-88	ST	FORD — Pickup (½ Ton) 2 W.D. (F Series)	96-81	ST
<b>RS5515 (No Parts Pack)</b>			CHEVROLET — Pickup (¾ Ton) 4 W.D. (Silverado, K & V Models)	00-88	ST	FORD — Pickup (¾ Ton) 2 W.D. (F Series)	96-81	ST
CHEVROLET — Van (½ Ton) Express & G Models - Inc. Sportvan	87-83	ST	CHEVROLET — Pickup (1 Ton) 4 W.D. (Silverado, K & V Models)	00-88	ST	FORD — Pickup Ranger (Light Duty) 2 W.D.	97-83	ST
GMC — Van (½ Ton) Savana & G Models - Inc. Rally & Vandura	87-83	ST	CHEVROLET — Tahoe 4 W.D.	00-95	ST	FORD — Pickup Ranger (Light Duty) 4 W.D.	95-83	ST
<b>RS5516 (No Parts Pack)</b>			GMC — Pickup (½ Ton) 4 W.D. (Sierra, K & V Models)	98-88	ST	MAZDA — Navajo 2 W.D.	94-90	ST
CHEVROLET — Van (½ Ton) Express & G Models - Inc. Sportvan	82-71	ST	GMC — Pickup (¾ Ton) 4 W.D. (Sierra, K & V Models)	00-88	ST	MAZDA — Navajo 4 W.D.	94-90	ST
GMC — Van (½ Ton) Savana & G Models - Inc. Rally & Vandura	82-71	ST	GMC — Pickup (1 Ton) 4 W.D. (Sierra, K & V Models)	00-88	ST	MAZDA — Pickup B Series 2 W.D.	97-94	ST
<b>RS5520 (No Parts Pack)</b>			GMC — Yukon 4 W.D.	00-92	ST	MAZDA — Pickup B Series 4 W.D.	95-94	ST
LAND ROVER — Defender 90	81-59	ST	<b>RS5529 (No Parts Pack)</b>			<b>RS5541 (No Parts Pack)</b>		
TOYOTA — Landcruiser	84-55	ST	CHEVROLET — Pickup (1 Ton) 2 W.D. (Silverado, C & R Models)	00-88	ST	DODGE — Pickup (¾ Ton) 4 W.D. (Ram 2500 & W Models)	98-94	ST
<b>RS5522 (No Parts Pack)</b>			CHEVROLET — Suburban 2 W.D.	99-92	ST	DODGE — Pickup (1 Ton) 4 W.D. (Ram 3500 & W Models)	98-94	ST
FORD — Pickup (½ Ton) 2 W.D. (F Series)	1980	ST	CHEVROLET — Van Astro (Mini) 2 W.D.	05-85	ST	<b>RS5542 (No Parts Pack)</b>		
FORD — Pickup (¾ Ton) 2 W.D. (F Series)	1980	ST	GMC — Pickup (1 Ton) 2 W.D. (Sierra, C & R Models)	00-88	ST	FORD — Excursion 4 W.D.	04-02	ST
FORD — Pickup (1 Ton) 2 W.D. (F Series)	97-80	ST	GMC — Suburban 2 W.D.	86-67	ST	FORD — Pickup (¾ Ton) 4 W.D. (F Series)	04-99	ST
<b>RS5525 (No Parts Pack)</b>			GMC — Van Safari (Mini) 2 W.D.	05-85	ST	FORD — Pickup (1 Ton) 4 W.D. (F Series)	04-99	ST
TOYOTA — 4 Runner	85-84	ST	<b>RS5530 (No Parts Pack)</b>			<b>RS5543 (No Parts Pack)</b>		
TOYOTA — Pickup (Compact) Series 4 W.D.	94-79	ST	MAZDA — Pickup B Series 4 W.D.	93-87	ST	CHEVROLET — Pickup (½ Ton) 4 W.D. (Silverado, K & V Models)	98-88	ST
<b>RS5526 (No Parts Pack)</b>			<b>RS5532 (No Parts Pack)</b>			CHEVROLET — Pickup (¾ Ton) 4 W.D. (Silverado, K & V Models)	98-88	ST
CHEVROLET — Blazer 4 W.D. Compact - Inc. S Models	97-82	ST	NISSAN — Pickup Series 4 W.D.	86-84	ST	GMC — Pickup (½ Ton) 4 W.D. (Sierra, K & V Models)	98-88	ST
CHEVROLET — Blazer 4 W.D. Full Size (K & V Models)	94-92	ST	<b>RS5533 (No Parts Pack)</b>			GMC — Pickup (¾ Ton) 4 W.D. (Sierra, K & V Models)	98-88	ST
CHEVROLET — Pickup (½ Ton) 4 W.D. (Silverado, K & V Models)	98-88	ST	NISSAN — Pathfinder 2 W.D.	95-86	ST	<b>RS5545 (No Parts Pack)</b>		
CHEVROLET — Pickup (¾ Ton) 4 W.D. (Silverado, K & V Models)	00-88	ST	NISSAN — Pathfinder 4 W.D.	95-86	ST	CHEVROLET — Avalanche 4 W.D.	06-02	ST
CHEVROLET — Pickup (1 Ton) 4 W.D. (Silverado, K & V Models)	00-88	ST	NISSAN — Pickup Series 2 W.D.	95-86	ST	CHEVROLET — Pickup (½ Ton) 4 W.D. (Silverado, K & V Models)	07-99	ST
CHEVROLET — Pickup S-Models (Light Duty) 4 W.D.	97-82	ST	NISSAN — Pickup Series 4 W.D.	95-86	ST	CHEVROLET — Suburban 2 W.D.	01-00	ST
CHEVROLET — Suburban 4 W.D.	97-92	ST	NISSAN — Terrano 2 W.D.	95-86	ST	CHEVROLET — Suburban 4 W.D.	06-00	ST
CHEVROLET — Tahoe 4 W.D.	98-95	ST	NISSAN — Terrano 4 W.D.	95-86	ST	CHEVROLET — Tahoe 2 W.D.	01-00	ST
GMC — Jimmy 4 W.D. Compact - Inc. S Models	97-82	ST	<b>RS5535 (No Parts Pack)</b>			CHEVROLET — Tahoe 4 W.D.	06-00	ST
			FORD — Bronco (Full Size Models) 4 W.D.	89-80	ST			
			FORD — Bronco II 2 W.D.	90-83	ST			
			FORD — Bronco II 4 W.D.	90-83	ST			

# RANCHO Steering Stabilizer Brackets

Vehicle	Year	Pos.	Vehicle	Year	Pos.	Vehicle	Year	Pos.
GMC — Pickup (½ Ton) 4 W.D. (Sierra, K & V Models)	07-99	ST	<b>RS5550 (No Parts Pack)</b>			PLYMOUTH — Trailduster 4 W.D.	78-70	ST
GMC — Yukon 2 W.D.	01-00	ST	LAND ROVER — Defender 90	89-84	ST	<b>RS5563 (No Parts Pack)</b>		
GMC — Yukon 4 W.D.	05-00	ST	LAND ROVER — Range Rover	92-84	ST	FORD — Bronco (Full Size Models) 4 W.D.	91-80	ST
GMC — Yukon XL 2 W.D.	01-00	ST	TOYOTA — Landcruiser	94-81	ST	FORD — Pickup (½ Ton) 4 W.D. (F Series)	93-80	ST
GMC — Yukon XL 4 W.D.	06-00	ST	<b>RS5551 (No Parts Pack)</b>			<b>RS5565 (No Parts Pack)</b>		
<b>RS5548 (No Parts Pack)</b>			NISSAN — Patrol 4 W.D.	89-80	ST	FORD — Bronco (Full Size Models) 4 W.D.	96-80	ST
CHEVROLET — Avalanche 2 W.D.	07-02	ST	<b>RS5561 (No Parts Pack)</b>			FORD — Pickup (½ Ton) 4 W.D. (F Series)	96-80	ST
CHEVROLET — Avalanche 4 W.D.	07-02	ST	CHEVROLET — Blazer 4 W.D. Full Size (K & V Models)	91-69	ST	<b>RS5566 (No Parts Pack)</b>		
CHEVROLET — Pickup (½ Ton) 2 W.D. (Silverado, C & R Models)	07-06	ST	CHEVROLET — Pickup (½ Ton) 4 W.D. (Silverado, K & V Models)	87-67	ST	FORD — Bronco (Full Size Models) 4 W.D.	96-80	ST
CHEVROLET — Pickup (½ Ton) 4 W.D. (Silverado, K & V Models)	2006	ST	CHEVROLET — Pickup (¾ Ton) 4 W.D. (Silverado, K & V Models)	87-67	ST	FORD — Pickup (½ Ton) 4 W.D. (F Series)	96-80	ST
CHEVROLET — Pickup (¾ Ton) 2 W.D. (Silverado, C & R Models)	08-01	ST	CHEVROLET — Suburban 4 W.D.	91-67	ST	<b>RS5567 (No Parts Pack)</b>		
CHEVROLET — Pickup (¾ Ton) 4 W.D. (Silverado, K & V Models)	08-99	ST	DODGE — Pickup (½ Ton) 4 W.D. (Ram 1500 & W Models)	93-60	ST	FORD — Expedition 2 W.D.	1997	ST
CHEVROLET — Suburban 4 W.D.	02-00	ST	DODGE — Pickup (¾ Ton) 4 W.D. (Ram 2500 & W Models)	93-60	ST	FORD — Expedition 4 W.D.	02-97	ST
GMC — Pickup (½ Ton) 2 W.D. (Sierra, C & R Models)	08-05	ST	DODGE — Pickup (1 Ton) 4 W.D. (Ram 3500 & W Models)	93-60	ST	FORD — Pickup (½ Ton) 2 W.D. (F Series)	01-97	ST
GMC — Pickup (½ Ton) 4 W.D. (Sierra, K & V Models)	07-05	ST	DODGE — Ramcharger 4 W.D.	93-70	ST	FORD — Pickup (½ Ton) 4 W.D. (F Series)	04-97	ST
GMC — Pickup (¾ Ton) 2 W.D. (Sierra, C & R Models)	08-01	ST	FORD — Bronco (Full Size Models) 4 W.D.	79-78	ST	FORD — Pickup (¾ Ton) 4 W.D. (F Series)	99-97	ST
GMC — Pickup (¾ Ton) 4 W.D. (Sierra, K & V Models)	08-99	ST	FORD — Pickup (½ Ton) 4 W.D. (F Series)	79-70	ST	<b>RS5573 (No Parts Pack)</b>		
GMC — Yukon XL 4 W.D.	06-00	ST	GMC — Jimmy 4 W.D. Full Size (K & V Models)	91-69	ST	TOYOTA — 4 Runner	93-86	ST
HUMMER — H2	08-03	ST	GMC — Pickup (½ Ton) 4 W.D. (Sierra, K & V Models)	87-67	ST	TOYOTA — Pickup (Compact) Series 4 W.D.	94-86	ST
			GMC — Pickup (¾ Ton) 4 W.D. (Sierra, K & V Models)	87-67	ST			
			GMC — Suburban 4 W.D.	91-67	ST			

# RANCHO RS5000 Spring Seat Shock Absorbers

Vehicle	Year	Pos.	Vehicle	Year	Pos.	Vehicle	Year	Pos.
TOYOTA — Pickup T100 Series (Full Size) 4 W.D.	96-93	ST	<b>RS5764 (No Parts Pack)</b>			<b>RS5774 (No Parts Pack)</b>		
<b>RS5592 (No Parts Pack)</b>			JEEP — Liberty	07-02	F	FORD — Pickup (½ Ton) 2 W.D. (F Series)	08-04	F
NISSAN — Frontier 2 W.D.	02-00	ST	<b>RS5766 (No Parts Pack)</b>			<b>RS5775 (No Parts Pack)</b>		
NISSAN — Frontier 4 W.D.	02-00	ST	TOYOTA — Pickup Tundra 2 W.D.	06-00	F	TOYOTA — Pickup Tacoma 2 W.D.	07-05	FR
NISSAN — Xterra 2 W.D.	04-00	ST	TOYOTA — Pickup Tundra 4 W.D.	06-00	F	<b>RS5776 (No Parts Pack)</b>		
NISSAN — Xterra 4 W.D.	04-00	ST	<b>RS5767 (No Parts Pack)</b>			TOYOTA — Pickup Tacoma 2 W.D.	07-05	FL
<b>RS5757 (No Parts Pack)</b>			FORD — Pickup (½ Ton) 4 W.D. (F Series)	08-04	F	<b>RS5777 (No Parts Pack)</b>		
DODGE — Pickup Dakota 2 W.D.	06-05	F	LINCOLN — Mark LT (½ Ton) 4 W.D. (Pickup)	08-06	F	TOYOTA — 4 Runner	07-03	F
DODGE — Pickup Dakota 4 W.D.	06-05	F	<b>RS5769 (No Parts Pack)</b>			TOYOTA — FJ Cruiser	2007	F
<b>RS5758 (No Parts Pack)</b>			FORD — Pickup (½ Ton) 4 W.D. (F Series)	08-04	F	TOYOTA — Pickup Tacoma 4 W.D.	07-05	F
TOYOTA — Pickup Tundra 2 W.D.	08-07	F	LINCOLN — Mark LT (½ Ton) 4 W.D. (Pickup)	08-06	F	<b>RS5784 (No Parts Pack)</b>		
TOYOTA — Pickup Tundra 4 W.D.	08-07	F	<b>RS5770 (No Parts Pack)</b>			CHEVROLET — Avalanche 2 W.D.	08-07	F
<b>RS5762 (No Parts Pack)</b>			CHEVROLET — Pickup Colorado 2 W.D.	08-04	F	CHEVROLET — Avalanche 4 W.D.	08-07	F
TOYOTA — 4 Runner	02-96	F	GMC — Pickup Canyon 2 W.D.	08-04	F	CHEVROLET — Pickup (½ Ton) 2 W.D. (Silverado, C & R Models)	08-07	F
TOYOTA — Pickup Tacoma 2 W.D.	04-98	F	<b>RS5773 (No Parts Pack)</b>			CHEVROLET — Pickup (½ Ton) 4 W.D. (Silverado, K & V Models)	08-07	F
TOYOTA — Pickup Tacoma 4 W.D.	04-95	F	INFINITI — QX56	08-04	F	CHEVROLET — Suburban 2 W.D.	2007	F
<b>RS5763 (No Parts Pack)</b>			NISSAN — Armada	08-04	F			
TOYOTA — 4 Runner	02-96	F	NISSAN — Pickup Titan 2 W.D.	08-04	F			
			NISSAN — Pickup Titan 4 W.D.	08-04	F			

# RANCHO RS5000 Spring Seat Shock Absorbers

Vehicle	Year	Pos.	Vehicle	Year	Pos.	Vehicle	Year	Pos.
CHEVROLET — Suburban 4 W.D.	08-07	F	<b>RS5786 (No Parts Pack)</b>			CHEVROLET — Suburban 4 W.D.	08-07	F
CHEVROLET — Tahoe 2 W.D.	08-07	F	CHEVROLET — Avalanche 2 W.D.	08-07	F	CHEVROLET — Tahoe 2 W.D.	08-07	F
CHEVROLET — Tahoe 4 W.D.	08-07	F	CHEVROLET — Avalanche 4 W.D.	08-07	F	CHEVROLET — Tahoe 4 W.D.	08-07	F
GMC — Pickup (½ Ton) 2 W.D. (Sierra, C & R Models)	08-07	F	CHEVROLET — Pickup (½ Ton) 2 W.D. (Silverado, C & R Models)	08-07	F	GMC — Pickup (½ Ton) 2 W.D. (Sierra, C & R Models)	08-07	F
<b>RS5784 — Continued</b>			<b>RS5786 — Continued</b>			<b>RS5786 — Continued</b>		
GMC — Pickup (½ Ton) 4 W.D. (Sierra, K & V Models)	08-07	F	CHEVROLET — Pickup (½ Ton) 4 W.D. (Silverado, K & V Models)	08-07	F	GMC — Suburban 2 W.D.	08-07	F
GMC — Yukon 2 W.D.	08-07	F	CHEVROLET — Suburban (½ Ton) 4 W.D.	08-07	F	GMC — Suburban 4 W.D.	08-07	F
GMC — Yukon 4 W.D.	08-07	F	CHEVROLET — Suburban 2 W.D.	08-07	F	GMC — Yukon 2 W.D.	08-07	F
GMC — Yukon XL (½ Ton) 4 W.D.	08-07	F				GMC — Yukon 4 W.D.	08-07	F
						GMC — Yukon XL (½ Ton) 2 W.D.	08-07	F

## RANCHO Lower Differential Skid Plate Kits

Vehicle	Year	Pos.	Vehicle	Year	Pos.	Vehicle	Year	Pos.
GMC — Yukon XL (½ Ton) 4 W.D.	08-07	F	<b>RS6201 (No Parts Pack)</b>			<b>RS6201 — Continued</b>		
<b>RS5788 (No Parts Pack)</b>			CHEVROLET — Avalanche 2 W.D.	08-07	F	CHEVROLET — Suburban 2 W.D.	08-07	F
DODGE — Pickup (½ Ton) 4 W.D. (Ram 1500 & W Models)	08-06	F	CHEVROLET — Avalanche 4 W.D.	08-07	F	CHEVROLET — Tahoe 2 W.D.	08-07	F
<b>RS5789 (No Parts Pack)</b>			CHEVROLET — Pickup (½ Ton) 4 W.D. (Silverado, K & V Models)	08-07	F	CHEVROLET — Tahoe 4 W.D.	08-07	F
DODGE — Pickup (½ Ton) 4 W.D. (Ram 1500 & W Models)	08-06	F	CHEVROLET — Suburban (½ Ton) 4 W.D.	08-07	F	GMC — Pickup (½ Ton) 4 W.D. (Sierra, K & V Models)	08-07	F
						GMC — Yukon 2 W.D.	08-07	F
						GMC — Yukon 4 W.D.	08-07	F

## RANCHO Shock Relocator Kit

Vehicle	Year	Pos.	Vehicle	Year	Pos.	Vehicle	Year	Pos.
<b>RS6201 — Continued</b>			<b>RS6203 (No Parts Pack)</b>			CHEVROLET — Suburban (½ Ton) 4 W.D.	08-07	R
GMC — Yukon XL (½ Ton) 2 W.D.	08-07	F	DODGE — Pickup (½ Ton) 4 W.D. (Ram 1500 & W Models)	07-06	F	<b>RS6202 — Continued</b>		
GMC — Yukon XL (½ Ton) 4 W.D.	08-07	F	<b>RS6202 (No Parts Pack)</b>			CHEVROLET — Suburban 2 W.D.	08-07	R
			CHEVROLET — Avalanche 4 W.D.	08-07	R	CHEVROLET — Tahoe 2 W.D.	08-07	R

## RANCHO Coil Spring Kits, Red

Vehicle	Year	Pos.	Vehicle	Year	Pos.	Vehicle	Year	Pos.
CHEVROLET — Tahoe 4 W.D.	08-07	R	FORD — Pickup (¾ Ton) 2 W.D. (F Series)	96-87	F	JEEP — Pickup Comanche (MJ Series) 2 W.D.	91-86	F
GMC — Yukon 2 W.D.	08-07	R	<b>RS6413 (No Parts Pack)</b>			JEEP — Pickup Comanche (MJ Series) 4 W.D.	91-86	F
<b>RS6202 — Continued</b>			JEEP — Grand Cherokee	97-93	F	<b>RS80114 (No Parts Pack)</b>		
GMC — Yukon 4 W.D.	08-07	R	<b>RS6414 (No Parts Pack)</b>			FORD — Bronco (Full Size Models) 4 W.D.	79-78	F
GMC — Yukon XL (½ Ton) 2 W.D.	08-07	R	JEEP — Grand Cherokee	97-93	R	FORD — Pickup (½ Ton) 4 W.D. (F Series)	79-73	F
GMC — Yukon XL (½ Ton) 4 W.D.	08-07	R	<b>RS6416 (No Parts Pack)</b>			<b>RS80116 (No Parts Pack)</b>		
<b>RS6219 (No Parts Pack)</b>			JEEP — Wrangler (TJ Series)	06-97	F	FORD — Pickup (¾ Ton) 4 W.D. (F Series)	08-05	F
JEEP — Wrangler (JK Series)	08-07	F	<b>RS6417 (No Parts Pack)</b>			FORD — Pickup (1 Ton) 4 W.D. (F Series)	08-05	F
			JEEP — Wrangler (TJ Series)	06-97	R	<b>RS80117 (No Parts Pack)</b>		
<b>RS6403 (No Parts Pack)</b>			<b>RS6418 (No Parts Pack)</b>			FORD — Pickup (¾ Ton) 4 W.D. (F Series)	08-05	F
FORD — Bronco (Full Size Models) 4 W.D.	79-78	F	FORD — Bronco (Full Size Models) 4 W.D.	96-80	F	FORD — Pickup (1 Ton) 4 W.D. (F Series)	08-05	F
FORD — Pickup (½ Ton) 4 W.D. (F Series)	79-66	F	FORD — Pickup (½ Ton) 2 W.D. (F Series)	96-80	F			
<b>RS6406 (No Parts Pack)</b>			FORD — Pickup (½ Ton) 4 W.D. (F Series)	96-80	F			
FORD — Bronco (Full Size Models) 4 W.D.	96-81	F	<b>RS6423 (No Parts Pack)</b>					
FORD — Pickup (½ Ton) 2 W.D. (F Series)	96-81	F	JEEP — Cherokee	97-84	F			
FORD — Pickup (½ Ton) 4 W.D. (F Series)	96-81	F	JEEP — Grand Cherokee	97-93	F			

# RANCHO Complete Suspension Systems, Red

Vehicle	Year	Pos.	Vehicle	Year	Pos.	Vehicle	Year	Pos.
<b>RS80118 (No Parts Pack)</b> FORD — Pickup (¾ Ton) 4 W.D. (F Series) 08-05 F			FORD — Pickup (1 Ton) 4 W.D. (F Series) 08-05 F			<b>CHEVROLET — Pickup (½ Ton) 4 W.D. (Silverado, K &amp; V Models)</b> 07-05 NA		
<b>RS80119 (No Parts Pack)</b> FORD — Pickup (¾ Ton) 4 W.D. (F Series) 08-05 F			<b>RS6511 (No Parts Pack)</b> FORD — Pickup (¾ Ton) 4 W.D. (F Series) 07-05 NA			<b>CHEVROLET — Pickup (¾ Ton) 4 W.D. (Silverado, K &amp; V Models)</b> 04-01 NA		
<b>RS6427 (No Parts Pack)</b> CHEVROLET — Pickup (½ Ton) 4 W.D. (Silverado, K & V Models) 98-88 NA			<b>RS6514 (No Parts Pack)</b> FORD — Pickup (¾ Ton) 4 W.D. (F Series) 2008 NA			<b>GMC — Pickup (½ Ton) 2 W.D. (Sierra, C &amp; R Models)</b> 2005 NA		
<b>RS6440 (No Parts Pack)</b> FORD — Bronco (Full Size Models) 4 W.D. 96-81 NA			<b>RS6514 — Continued</b> FORD — Pickup (1 Ton) 4 W.D. (F Series) 2008 NA			<b>GMC — Pickup (½ Ton) 4 W.D. (Sierra, K &amp; V Models)</b> 03-01 NA		
<b>RS6475 (No Parts Pack)</b> DODGE — Pickup (½ Ton) 4 W.D. (Ram 1500 & W Models) 99-94 NA			<b>RS6515 (No Parts Pack)</b> FORD — Pickup (¾ Ton) 4 W.D. (F Series) 2008 NA			<b>GMC — Pickup (¾ Ton) 4 W.D. (Sierra, K &amp; V Models)</b> 06-01 NA		
<b>RS6481 (No Parts Pack)</b> FORD — Expedition 4 W.D. 98-97 NA			<b>RS6543 (No Parts Pack)</b> CHEVROLET — Pickup (½ Ton) 4 W.D. (Silverado, K & V Models) 98-88 NA			<b>RS6551 (No Parts Pack)</b> CHEVROLET — Avalanche 2 W.D. 05-02 NA		
<b>RS6482 (No Parts Pack)</b> FORD — Expedition 4 W.D. 02-99 NA			<b>RS6543 (No Parts Pack)</b> CHEVROLET — Pickup (¾ Ton) 4 W.D. (Silverado, K & V Models) 98-88 NA			<b>CHEVROLET — Avalanche 4 W.D.</b> 06-02 NA		
<b>RS6485 (No Parts Pack)</b> FORD — Pickup (¾ Ton) 4 W.D. (F Series) 1997 NA			<b>RS6545 (No Parts Pack)</b> CHEVROLET — Pickup (½ Ton) 4 W.D. (Silverado, K & V Models) 07-99 NA			<b>CHEVROLET — Suburban (¾ Ton) 4 W.D.</b> 08-01 NA		
<b>RS6488 (No Parts Pack)</b> FORD — Pickup (½ Ton) 4 W.D. (F Series) 04-97 NA			<b>RS6547 (No Parts Pack)</b> CHEVROLET — Avalanche 4 W.D. 06-02 NA			<b>CHEVROLET — Suburban (¾ Ton) 4 W.D.</b> 06-01 NA		
<b>RS6489 (No Parts Pack)</b> FORD — Pickup (½ Ton) 4 W.D. (F Series) 99-97 NA			<b>RS6548 (No Parts Pack)</b> CHEVROLET — Pickup (¾ Ton) 2 W.D. (Silverado, C & R Models) 08-01 NA			<b>CHEVROLET — Tahoe 4 W.D.</b> 06-00 NA		
<b>RS6503 (No Parts Pack)</b> JEEP — Wrangler (TJ Series) 06-97 NA			<b>RS6549 (No Parts Pack)</b> CHEVROLET — Pickup (¾ Ton) 4 W.D. (Silverado, K & V Models) 00-99 NA			<b>GMC — Yukon 4 W.D.</b> 06-00 NA		
<b>RS6505 (No Parts Pack)</b> JEEP — Wrangler (TJ Series) 06-97 NA			<b>RS6550 (No Parts Pack)</b> CHEVROLET — Pickup (½ Ton) 2 W.D. (Silverado, C & R Models) 06-05 NA			<b>GMC — Yukon XL (½ Ton) 4 W.D.</b> 06-00 NA		
<b>RS6506 (No Parts Pack)</b> JEEP — Wrangler (TJ Series) 06-97 NA			<b>RS6551 (No Parts Pack)</b> CHEVROLET — Pickup (¾ Ton) 4 W.D. (Sierra, K & V Models) 00-99 NA			<b>GMC — Yukon XL (¾ Ton) 2 W.D.</b> 08-01 NA		
<b>RS6507 (No Parts Pack)</b> JEEP — Wrangler (JK Series) 08-07 NA			<b>RS6555 (No Parts Pack)</b> CHEVROLET — Tahoe 4 W.D. 02-00 NA			<b>GMC — Yukon XL (¾ Ton) 4 W.D.</b> 08-01 NA		
<b>RS6509 (No Parts Pack)</b> JEEP — Wrangler (JK Series) 08-07 NA			<b>RS6556 (No Parts Pack)</b> DODGE — Pickup (¾ Ton) 4 W.D. (Ram 2500 & W Models) 02-00 NA			<b>GMC — Yukon XL (¾ Ton) 4 W.D.</b> 08-01 NA		
<b>RS6510 (No Parts Pack)</b> FORD — Pickup (¾ Ton) 4 W.D. (F Series) 07-05 NA			<b>RS6557 (No Parts Pack)</b> HUMMER — H2 08-03 NA			<b>RS6555 (No Parts Pack)</b> CHEVROLET — Tahoe 4 W.D. 99-95 NA		
			<b>RS6557 (No Parts Pack)</b> HUMMER — H2 08-03 NA			<b>GMC — Yukon 4 W.D.</b> 99-95 NA		
			<b>RS6560 (No Parts Pack)</b> DODGE — Pickup Dakota 4 W.D. 02-00 NA			<b>RS6556 (No Parts Pack)</b> HUMMER — H2 08-03 NA		
			<b>RS6561 (No Parts Pack)</b> DODGE — Durango 4 W.D. 02-00 NA			<b>RS6557 (No Parts Pack)</b> HUMMER — H2 08-03 NA		
			<b>RS6565 (No Parts Pack)</b> DODGE — Pickup (½ Ton) 4 W.D. (Ram 1500 & W Models) 01-00 NA			<b>RS6560 (No Parts Pack)</b> DODGE — Pickup Dakota 4 W.D. 02-00 NA		
			<b>RS6566 (No Parts Pack)</b> DODGE — Pickup (¾ Ton) 4 W.D. (Ram 2500 & W Models) 02-00 NA			<b>RS6561 (No Parts Pack)</b> DODGE — Durango 4 W.D. 02-00 NA		
			<b>RS6568 (No Parts Pack)</b> CHEVROLET — Blazer 4 W.D. Full Size (K & V Models) 94-92 NA			<b>RS6565 (No Parts Pack)</b> DODGE — Pickup (½ Ton) 4 W.D. (Ram 1500 & W Models) 01-00 NA		
			<b>CHEVROLET — Suburban (½ Ton) 4 W.D.</b> 99-92 NA			<b>RS6566 (No Parts Pack)</b> DODGE — Pickup (¾ Ton) 4 W.D. (Ram 2500 & W Models) 02-00 NA		
			<b>CHEVROLET — Tahoe 4 W.D.</b> 99-95 NA			<b>RS6568 (No Parts Pack)</b> CHEVROLET — Blazer 4 W.D. Full Size (K & V Models) 94-92 NA		
			<b>GMC — Suburban (½ Ton) 4 W.D.</b> 99-92 NA			<b>CHEVROLET — Suburban (½ Ton) 4 W.D.</b> 99-92 NA		
			<b>GMC — Yukon 4 W.D.</b> 99-92 NA			<b>CHEVROLET — Tahoe 4 W.D.</b> 99-95 NA		
			<b>RS6570 (No Parts Pack)</b> FORD — Bronco (Full Size Models) 4 W.D. 96-81 NA			<b>GMC — Suburban (½ Ton) 4 W.D.</b> 99-92 NA		
			<b>RS6573 (No Parts Pack)</b> DODGE — Pickup (½ Ton) 4 W.D. (Ram 1500 & W Models) 05-02 NA			<b>GMC — Yukon 4 W.D.</b> 99-92 NA		
			<b>RS6575 (No Parts Pack)</b> DODGE — Pickup (¾ Ton) 4 W.D. (Ram 1500 & W Models) 01-00 NA			<b>RS6570 (No Parts Pack)</b> FORD — Bronco (Full Size Models) 4 W.D. 96-81 NA		
						<b>FORD — Pickup (½ Ton) 4 W.D. (F Series)</b> 93-81 NA		



# RANCHO Complete Suspension Systems, Red

Vehicle	Year	Pos.	Vehicle	Year	Pos.	Vehicle	Year	Pos.
<b>RS6576 (No Parts Pack)</b> DODGE — Pickup (¾ Ton) 4 W.D. (Ram 2500 & W Models)	08-00	NA	<b>RS6582 — Continued</b> CHEVROLET — Suburban (½ Ton) 4 W.D.	08-07	NA	<b>RS6583 (No Parts Pack)</b> CHEVROLET — Pickup (½ Ton) 2 W.D. (Silverado, C & R Models)	08-07	NA
<b>RS6581 (No Parts Pack)</b> DODGE — Pickup (½ Ton) 4 W.D. (Ram 1500 & W Models)	07-06	NA	CHEVROLET — Suburban 2 W.D.	08-07	NA	CHEVROLET — Pickup (½ Ton) 4 W.D. (Silverado, K & V Models)	08-07	NA
<b>RS6582 (No Parts Pack)</b> CHEVROLET — Avalanche 2 W.D.	08-07	NA	CHEVROLET — Tahoe 2 W.D.	08-07	NA	GMC — Pickup (½ Ton) 2 W.D. (Sierra, C & R Models)	08-07	NA
CHEVROLET — Avalanche 4 W.D.	08-07	NA	CHEVROLET — Tahoe 4 W.D.	08-07	NA	GMC — Pickup (½ Ton) 4 W.D. (Sierra, K & V Models)	08-07	NA
			GMC — Yukon 2 W.D.	08-07	NA			
			GMC — Yukon 4 W.D.	08-07	NA			
			GMC — Yukon XL (½ Ton) 2 W.D.	08-07	NA			
			GMC — Yukon XL (½ Ton) 4 W.D.	08-07	NA			

## RANCHO Installation Kits

Vehicle	Year	Pos.	Vehicle	Year	Pos.	Vehicle	Year	Pos.
<b>RS6586 (No Parts Pack)</b> FORD — Pickup (¾ Ton) (F Series)	96-87	NA	LINCOLN — Mark LT (½ Ton) 4 W.D. (Pickup)	08-06	NA	<b>RS6593 (No Parts Pack)</b> NISSAN — Frontier 4 W.D.	04-00	NA
<b>RS6589 (No Parts Pack)</b> FORD — Pickup (½ Ton) (F Series)	08-04	NA	<b>RS6592 (No Parts Pack)</b> NISSAN — Frontier 2 W.D.	04-00	NA	<b>RS6444 (No Parts Pack)</b> JEEP — Wrangler (YJ Series)	96-86	F
			NISSAN — Xterra 2 W.D.	04-00	NA			
			NISSAN — Xterra 4 W.D.	04-00	NA			

# RANCHO Complete Suspension Systems, Black

Vehicle	Year	Pos.	Vehicle	Year	Pos.	Vehicle	Year	Pos.
<b>RS6542 (No Parts Pack)</b> FORD — Pickup (¾ Ton) (F Series)	1999	F	<b>RS6511B (No Parts Pack)</b> FORD — Pickup (¾ Ton) (F Series)	07-05	NA	CHEVROLET — Tahoe 4 W.D.	06-00	NA
FORD — Pickup (1 Ton) (F Series)	1999	F	FORD — Pickup (1 Ton) (F Series)	07-05	NA	GMC — Yukon 4 W.D.	06-00	NA
<b>RS6552 (No Parts Pack)</b> FORD — Pickup (¾ Ton) (F Series)	1999	F	<b>RS6514B (No Parts Pack)</b> FORD — Pickup (¾ Ton) (F Series)	2008	NA	GMC — Yukon XL (½ Ton) 4 W.D.	06-00	NA
FORD — Pickup (1 Ton) (F Series)	1999	F	FORD — Pickup (1 Ton) (F Series)	2008	NA	<b>RS6548B (No Parts Pack)</b> CHEVROLET — Pickup (¾ Ton) 2 W.D. (Silverado, C & R Models)	08-01	NA
<b>RS6553 (No Parts Pack)</b> FORD — Excursion 4 W.D. (F Series)	04-00	F	<b>RS6515B (No Parts Pack)</b> FORD — Pickup (¾ Ton) (F Series)	2008	NA	CHEVROLET — Pickup (¾ Ton) 4 W.D. (Silverado, K & V Models)	08-01	NA
FORD — Pickup (¾ Ton) (F Series)	04-00	F	FORD — Pickup (1 Ton) (F Series)	2008	NA	GMC — Pickup (¾ Ton) 2 W.D. (Sierra, C & R Models)	08-01	NA
FORD — Pickup (1 Ton) (F Series)	04-00	F	<b>RS6543B (No Parts Pack)</b> CHEVROLET — Pickup (½ Ton) 4 W.D. (Silverado, K & V Models)	98-88	NA	GMC — Pickup (¾ Ton) 4 W.D. (Sierra, K & V Models)	08-01	NA
<b>RS6482B (No Parts Pack)</b> FORD — Expedition 4 W.D.	02-99	NA	CHEVROLET — Pickup (¾ Ton) 4 W.D. (Silverado, K & V Models)+1.5	98-88	NA	<b>RS6549B (No Parts Pack)</b> CHEVROLET — Pickup (¾ Ton) 4 W.D. (Silverado, K & V Models)	00-99	NA
<b>RS6488B (No Parts Pack)</b> FORD — Pickup (½ Ton) (F Series)	04-97	NA	GMC — Pickup (½ Ton) (Sierra, K & V Models)	98-88	NA	<b>RS6550B (No Parts Pack)</b> CHEVROLET — Pickup (½ Ton) 2 W.D. (Silverado, C & R Models)	06-05	NA
<b>RS6489B (No Parts Pack)</b> FORD — Pickup (½ Ton) (F Series)	99-97	NA	GMC — Pickup (¾ Ton) (Sierra, K & V Models)	98-88	NA	CHEVROLET — Pickup (½ Ton) 4 W.D. (Silverado, K & V Models)	07-05	NA
<b>RS6507B (No Parts Pack)</b> JEEP — Wrangler (JK Series)	08-07	NA	<b>RS6545B (No Parts Pack)</b> CHEVROLET — Pickup (½ Ton) 4 W.D. (Silverado, K & V Models)	07-99	NA	CHEVROLET — Pickup (¾ Ton) 4 W.D. (Silverado, K & V Models)	04-01	NA
<b>RS6509B (No Parts Pack)</b> JEEP — Wrangler (JK Series)	08-07	NA	GMC — Pickup (½ Ton) (Sierra, K & V Models)	07-99	NA	GMC — Pickup (½ Ton) 2 W.D. (Sierra, C & R Models)	2005	NA
<b>RS6510B (No Parts Pack)</b> FORD — Pickup (¾ Ton) (F Series)	07-05	NA	<b>RS6547B (No Parts Pack)</b> CHEVROLET — Avalanche 4 W.D.	06-02	NA	GMC — Pickup (½ Ton) 4 W.D. (Sierra, K & V Models)	06-01	NA
FORD — Pickup (1 Ton) (F Series)	07-05	NA	CHEVROLET — Suburban (½ Ton) 4 W.D.	06-00	NA	GMC — Pickup (¾ Ton) 4 W.D. (Sierra, K & V Models)	07-01	NA

# RANCHO Complete Suspension Systems, Black

Vehicle	Year	Pos.	Vehicle	Year	Pos.	Vehicle	Year	Pos.
<b>RS6551B (No Parts Pack)</b> CHEVROLET — Avalanche 2 W.D.	05-02	NA	GMC — Pickup Canyon 4 W.D.	08-04	NA	<b>RS6581B (No Parts Pack)</b> DODGE — Pickup (½ Ton) 4 W.D. (Ram 1500 & W Models)	07-06	NA
CHEVROLET — Avalanche 4 W.D.	06-02	NA	<b>RS6560B (No Parts Pack)</b> DODGE — Pickup Dakota 4 W.D.	02-00	NA	<b>RS6582B (No Parts Pack)</b> CHEVROLET — Avalanche 2 W.D.	08-07	NA
CHEVROLET — Suburban (¾ Ton) 4 W.D.	08-01	NA	<b>RS6561B (No Parts Pack)</b> DODGE — Durango 4 W.D.	02-00	NA	CHEVROLET — Avalanche 4 W.D.	08-07	NA
CHEVROLET — Suburban 2 W.D.	06-01	NA	<b>RS6568B (No Parts Pack)</b> CHEVROLET — Blazer 4 W.D. Full Size (K & V Models)	94-92	NA	CHEVROLET — Suburban (½ Ton) 4 W.D.	08-07	NA
GMC — Yukon XL (¾ Ton) 2 W.D.	08-01	NA	CHEVROLET — Suburban (½ Ton) 4 W.D.	99-92	NA	CHEVROLET — Suburban 2 W.D.	08-07	NA
GMC — Yukon XL (¾ Ton) 4 W.D.	08-01	NA	CHEVROLET — Tahoe 4 W.D.	99-95	NA	CHEVROLET — Tahoe 2 W.D.	08-07	NA
<b>RS6555B (No Parts Pack)</b> CHEVROLET — Tahoe 4 W.D.	99-95	NA	GMC — Suburban (½ Ton) 4 W.D.	99-92	NA	CHEVROLET — Tahoe 4 W.D.	08-07	NA
GMC — Yukon 4 W.D.	99-95	NA	GMC — Yukon 4 W.D.	99-92	NA	GMC — Yukon 2 W.D.	08-07	NA
<b>RS6556B (No Parts Pack)</b> HUMMER — H2	08-03	NA	<b>RS6573B (No Parts Pack)</b> DODGE — Pickup (½ Ton) 4 W.D. (Ram 1500 & W Models)	05-02	NA	GMC — Yukon 4 W.D.	08-07	NA
<b>RS6557B (No Parts Pack)</b> HUMMER — H2	08-03	NA	<b>RS6577B (No Parts Pack)</b> DODGE — Pickup (¾ Ton) 4 W.D. (Ram 2500 & W Models)	08-05	NA	<b>RS6582B — Continued</b> GMC — Yukon XL (½ Ton) 2 W.D.	08-07	NA
<b>RS6558B (No Parts Pack)</b> HUMMER — H3	08-05	NA	<b>RS6579B (No Parts Pack)</b> DODGE — Pickup (½ Ton) 4 W.D. (Ram 1500 & W Models)	08-06	NA	GMC — Yukon XL (½ Ton) 4 W.D.	08-07	NA
<b>RS6559B (No Parts Pack)</b> CHEVROLET — Pickup Colorado 2 W.D.	08-04	NA	DODGE — Pickup (¾ Ton) 4 W.D. (Ram 2500 & W Models)	08-03	NA	<b>RS6583B (No Parts Pack)</b> CHEVROLET — Pickup (½ Ton) 2 W.D. (Silverado, C & R Models)	08-07	NA
CHEVROLET — Pickup Colorado 4 W.D.	08-04	NA	DODGE — Pickup (1 Ton) 4 W.D. (Ram 3500 & W Models)	08-03	NA	CHEVROLET — Pickup (½ Ton) 4 W.D. (Silverado, K & V Models)	08-07	NA
GMC — Pickup Canyon 2 W.D.	08-04	NA				GMC — Pickup (½ Ton) 2 W.D. (Sierra, C & R Models)	08-07	NA

## RANCHO Suspension Link Kits

Vehicle	Year	Pos.	Vehicle	Year	Pos.	Vehicle	Year	Pos.
GMC — Pickup (½ Ton) 4 W.D. (Sierra, K & V Models)	08-07	NA	<b>RS6595B (No Parts Pack)</b> INFINITI — QX56	08-04	NA	<b>RS6634 (No Parts Pack)</b> JEEP — Cherokee	94-84	F
<b>RS6589B (No Parts Pack)</b> FORD — Pickup (½ Ton) 4 W.D. (F Series)	08-04	NA	NISSAN — Armada	08-04	NA	JEEP — Grand Cherokee	94-93	F
LINCOLN — Mark LT (½ Ton) 4 W.D. (Pickup)	08-06	NA	<b>RS6596B (No Parts Pack)</b> HONDA — Ridgeline	08-06	NA	JEEP — Pickup Comanche (MJ Series) 2 W.D.	91-86	F
<b>RS6594B (No Parts Pack)</b> NISSAN — Pickup Titan 2 W.D.	08-04	NA	<b>RS6517B (No Parts Pack)</b> JEEP — Wrangler (JK Series)	08-07	NA	<b>RS6634 — Continued</b> JEEP — Pickup Comanche (MJ Series) 4 W.D.	91-86	F
NISSAN — Pickup Titan 4 W.D.	08-04	NA	<b>RS6632 (No Parts Pack)</b> JEEP — Cherokee	97-95	F	<b>RS6658 (No Parts Pack)</b> JEEP — Grand Cherokee	94-93	R
			JEEP — Grand Cherokee	97-95	F			

## RANCHO Transfer Case Spacer Kit

Vehicle	Year	Pos.	Vehicle	Year	Pos.	Vehicle	Year	Pos.
<b>RS6659 (No Parts Pack)</b> JEEP — Grand Cherokee	97-95	R						

# RANCHO Multiple Shock Brackets, Red

Vehicle	Year	Pos.	Vehicle	Year	Pos.	Vehicle	Year	Pos.
<b>RS6675 (No Parts Pack)</b> DODGE — Pickup (½ Ton) 4 W.D. (Ram 1500 & W Models)	99-94	F	<b>RS6706 (No Parts Pack)</b> CHEVROLET — Pickup (¾ Ton) 4 W.D. (Silverado, K & V Models)	81-73	R	CHEVROLET — Suburban 4 W.D.	06-00	F
DODGE — Pickup (¾ Ton) 4 W.D. (Ram 2500 & W Models)	99-94	F	GMC — Pickup (¾ Ton) 4 W.D. (Sierra, K & V Models)	81-73	R	CHEVROLET — Tahoe 4 W.D.	06-00	F
<b>RS6676 (No Parts Pack)</b> DODGE — Pickup (½ Ton) 4 W.D. (Ram 1500 & W Models)	99-94	F	<b>RS6711 (No Parts Pack)</b> CHEVROLET — Pickup (¾ Ton) 4 W.D. (Silverado, K & V Models)	87-82	R	GMC — Pickup (½ Ton) 4 W.D. (Sierra, K & V Models)	07-99	F
DODGE — Pickup (¾ Ton) 4 W.D. (Ram 2500 & W Models)	99-94	F	GMC — Pickup (¾ Ton) 4 W.D. (Sierra, K & V Models)	87-82	R	GMC — Yukon 4 W.D.	06-00	F
<b>RS6678 (No Parts Pack)</b> DODGE — Pickup (½ Ton) 4 W.D. (Ram 1500 & W Models)	01-00	F	<b>RS6714 (No Parts Pack)</b> GMC — Pickup (½ Ton) 4 W.D. (Sierra, K & V Models)	93-88	F	GMC — Yukon XL (½ Ton) 4 W.D.	06-00	F
DODGE — Pickup (¾ Ton) 4 W.D. (Ram 2500 & W Models)	02-00	F	<b>RS6716 (No Parts Pack)</b> GMC — Pickup (½ Ton) 4 W.D. (Sierra, K & V Models)	08-07	F	<b>RS6741 (No Parts Pack)</b> CHEVROLET — Pickup (¾ Ton) 2 W.D. (Silverado, C & R Models)	08-01	F
<b>RS6644 (No Parts Pack)</b> JEEP — Wrangler (YJ Series)	96-86	F	<b>RS6735 (No Parts Pack)</b> FORD — Bronco (Full Size Models) 4 W.D.	94-80	R	CHEVROLET — Pickup (¾ Ton) 4 W.D. (Silverado, K & V Models)	08-01	F
<b>RS6703 (No Parts Pack)</b> CHEVROLET — Blazer 4 W.D. Full Size (K & V Models)	91-69	F	FORD — Pickup (½ Ton) 2 W.D. (F Series)	91-90	R	GMC — Pickup (¾ Ton) 2 W.D. (Sierra, C & R Models)	06-01	F
CHEVROLET — Pickup (½ Ton) 4 W.D. (Silverado, K & V Models)	87-69	F	<b>RS6737 (No Parts Pack)</b> DODGE — Pickup (½ Ton) 4 W.D. (Ram 1500 & W Models)	93-75	R	GMC — Pickup (¾ Ton) 4 W.D. (Sierra, K & V Models)	06-01	F
CHEVROLET — Pickup (¾ Ton) 4 W.D. (Silverado, K & V Models)	87-69	F	<b>RS6738 (No Parts Pack)</b> DODGE — Pickup (½ Ton) 4 W.D. (Ram 1500 & W Models)	93-75	R	<b>RS6742 (No Parts Pack)</b> FORD — Excursion 4 W.D.	04-00	F
CHEVROLET — Suburban 4 W.D.	91-69	F	<b>RS6740 (No Parts Pack)</b> CHEVROLET — Pickup (½ Ton) 4 W.D. (Silverado, K & V Models)	07-99	F	FORD — Pickup (¾ Ton) 4 W.D. (F Series)	04-99	F
GMC — Jimmy 4 W.D. Full Size (K & V Models)	91-69	F				FORD — Pickup (1 Ton) 4 W.D. (F Series)	04-99	F
GMC — Pickup (½ Ton) 4 W.D. (Sierra, K & V Models)	87-69	F				<b>RS6743 (No Parts Pack)</b> CHEVROLET — Blazer 4 W.D. Full Size (K & V Models)	94-92	F
GMC — Pickup (¾ Ton) 4 W.D. (Sierra, K & V Models)	87-69	F				CHEVROLET — Pickup (½ Ton) 4 W.D. (Silverado, K & V Models)	98-88	F
GMC — Suburban 4 W.D.	91-69	F				CHEVROLET — Pickup (¾ Ton) 4 W.D. (Silverado, K & V Models)	98-88	F
						CHEVROLET — Suburban 4 W.D.	99-92	F

# RANCHO Multiple Shock Brackets, Black

Vehicle	Year	Pos.	Vehicle	Year	Pos.	Vehicle	Year	Pos.
CHEVROLET — Tahoe 4 W.D.	99-95	F	CHEVROLET — Suburban 4 W.D.	06-00	F	<b>RS6749B (No Parts Pack)</b> CHEVROLET — Avalanche 2 W.D.	08-07	F
GMC — Pickup (¾ Ton) 4 W.D. (Sierra, K & V Models)	98-88	F	CHEVROLET — Tahoe 4 W.D.	06-00	F	CHEVROLET — Avalanche 4 W.D.	08-07	F
GMC — Suburban 4 W.D.	99-92	F	GMC — Pickup (½ Ton) 4 W.D. (Sierra, K & V Models)	07-99	F	CHEVROLET — Pickup (½ Ton) 2 W.D. (Silverado, C & R Models)	08-07	F
GMC — Yukon 4 W.D.	99-92	F	GMC — Yukon 4 W.D.	06-00	F	CHEVROLET — Pickup (½ Ton) 4 W.D. (Silverado, K & V Models)	08-07	F
<b>RS6744 (No Parts Pack)</b> HUMMER — H2	08-03	F	GMC — Yukon XL (½ Ton) 4 W.D.	06-00	F	CHEVROLET — Suburban 2 W.D.	08-07	F
<b>RS6750 (No Parts Pack)</b> JEEP — CJ Series 4 W.D.	81-76	F	<b>RS6741B (No Parts Pack)</b> CHEVROLET — Pickup (¾ Ton) 2 W.D. (Silverado, C & R Models)	08-01	F	CHEVROLET — Suburban 4 W.D.	08-07	F
JEEP — Scrambler 4 W.D.	81-76	F	CHEVROLET — Pickup (¾ Ton) 4 W.D. (Silverado, K & V Models)	08-01	F	CHEVROLET — Tahoe 2 W.D.	08-07	F
<b>RS6753 (No Parts Pack)</b> JEEP — Wrangler (JK Series)	08-07	F	GMC — Pickup (¾ Ton) 2 W.D. (Sierra, C & R Models)	06-01	F	CHEVROLET — Tahoe 4 W.D.	08-07	F
<b>RS6756 (No Parts Pack)</b> JEEP — Wrangler (JK Series)	08-07	F	GMC — Pickup (¾ Ton) 4 W.D. (Sierra, K & V Models)	06-01	F	GMC — Pickup (½ Ton) 2 W.D. (Sierra, C & R Models)	08-07	F
<b>RS6806 (No Parts Pack)</b> TOYOTA — Pickup (Compact) Series 4 W.D.	85-84	R	<b>RS6744B (No Parts Pack)</b> HUMMER — H2	08-03	F	<b>RS6749B — Continued</b> GMC — Pickup (½ Ton) 4 W.D. (Sierra, K & V Models)	08-07	F
<b>RS6740B (No Parts Pack)</b> CHEVROLET — Pickup (½ Ton) 4 W.D. (Silverado, K & V Models)	07-99	F						

# RANCHO Skid Plates, Black

Vehicle	Year	Pos.	Vehicle	Year	Pos.	Vehicle	Year	Pos.
GMC — Suburban 2 W.D.	08-07	F	<b>RS8706B (No Parts Pack)</b>			CHEVROLET — Suburban	06-01	F
GMC — Suburban 4 W.D.	08-07	F	FORD — Expedition 4 W.D.	02-97	F	2 W.D.		
GMC — Yukon 2 W.D.	08-07	F	FORD — Pickup (½ Ton) 4 W.D.	04-97	F	GMC — Pickup (½ Ton) 2 W.D.	2005	F
GMC — Yukon 4 W.D.	08-07	F	(F Series)			(Sierra, C & R Models)	03-01	F
GMC — Yukon XL (½ Ton) 2 W.D.	08-07	F	FORD — Pickup (¾ Ton) 4 W.D.	1997	F	GMC — Pickup (½ Ton) 4 W.D.	06-01	F
GMC — Yukon XL (½ Ton) 4 W.D.	08-07	F	(F Series)			(Sierra, K & V Models)		
<b>RS6751B (No Parts Pack)</b>			<b>RS8707B (No Parts Pack)</b>			GMC — Pickup (¾ Ton) 2 W.D.	08-01	F
FORD — Pickup (¾ Ton) 4 W.D.	08-05	F	CHEVROLET — Avalanche	06-02	F	(Sierra, C & R Models)		
(F Series)			4 W.D.			GMC — Pickup (¾ Ton) 4 W.D.	08-99	F
FORD — Pickup (1 Ton) 4 W.D.	07-05	F	CHEVROLET — Pickup (½ Ton) 4 W.D.	07-99	F	(Sierra, K & V Models)		
(F Series)			4 W.D. (Silverado, K & V Models)			GMC — Yukon XL (¾ Ton) 2 W.D.	08-01	F
<b>RS6753B (No Parts Pack)</b>			CHEVROLET — Suburban	06-00	F	GMC — Yukon XL (¾ Ton) 4 W.D.	08-01	F
JEEP — Wrangler (JK Series)	08-07	F	(½ Ton) 4 W.D.					
<b>RS6756B (No Parts Pack)</b>			CHEVROLET — Tahoe 4 W.D.	06-00	F	<b>RS8709B (No Parts Pack)</b>		
JEEP — Wrangler (JK Series)	08-07	F	GMC — Pickup (½ Ton) 4 W.D.	07-99	F	DODGE — Pickup (½ Ton) 4 W.D.	05-02	F
<b>RS8705B (No Parts Pack)</b>			(Sierra, K & V Models)			(Ram 1500 & W Models)		
CHEVROLET — Blazer 4 W.D.	94-92	F	GMC — Yukon 4 W.D.	06-00	F	<b>RS8714B (No Parts Pack)</b>		
Full Size (K & V Models)			GMC — Yukon XL (½ Ton) 4 W.D.	06-00	F	DODGE — Durango 4 W.D.	02-00	F
CHEVROLET — Pickup (½ Ton) 4 W.D.	98-88	F				DODGE — Pickup Dakota 4 W.D.	02-00	F
4 W.D. (Silverado, K & V Models)			<b>RS8708B (No Parts Pack)</b>			<b>RS8716B (No Parts Pack)</b>		
CHEVROLET — Pickup (¾ Ton) 4 W.D.	98-88	F	CHEVROLET — Avalanche	05-02	F	CHEVROLET — Avalanche	08-07	F
4 W.D. (Silverado, K & V Models)			2 W.D.			2 W.D.		
CHEVROLET — Suburban (½ Ton) 4 W.D.	99-92	F	CHEVROLET — Avalanche	06-02	F	CHEVROLET — Avalanche	08-07	F
CHEVROLET — Tahoe 4 W.D.	99-95	F	4 W.D.			4 W.D.		
GMC — Pickup (½ Ton) 4 W.D.	98-88	F	CHEVROLET — Pickup (½ Ton) 2 W.D.	06-05	F	CHEVROLET — Pickup (½ Ton) 2 W.D.	08-07	F
(Sierra, K & V Models)			(Silverado, C & R Models)	03-01	F	CHEVROLET — Pickup (½ Ton) 2 W.D.	08-07	F
GMC — Pickup (¾ Ton) 4 W.D.	98-88	F	CHEVROLET — Pickup (½ Ton) 4 W.D.	07-05	F	(Silverado, C & R Models)		
(Sierra, K & V Models)			4 W.D. (Silverado, K & V Models)	03-01	F	CHEVROLET — Pickup (½ Ton) 4 W.D.	08-07	F
GMC — Suburban (½ Ton) 4 W.D.	99-92	F	CHEVROLET — Pickup (¾ Ton) 2 W.D.	08-01	F	(Silverado, K & V Models)		
GMC — Yukon 4 W.D.	99-92	F	CHEVROLET — Pickup (¾ Ton) 4 W.D.	08-99	F	CHEVROLET — Suburban (½ Ton) 4 W.D.	08-07	F
			4 W.D. (Silverado, K & V Models)			CHEVROLET — Suburban 2 W.D.	08-07	F
			CHEVROLET — Suburban (¾ Ton) 4 W.D.	08-01	F	CHEVROLET — Tahoe 2 W.D.	08-07	F
						CHEVROLET — Tahoe 4 W.D.	08-07	F
						GMC — Pickup (½ Ton) 2 W.D.	08-07	F
						(Sierra, C & R Models)		

# RANCHO Skid Plates, Red

Vehicle	Year	Pos.	Vehicle	Year	Pos.	Vehicle	Year	Pos.
GMC — Pickup (½ Ton) 4 W.D.	08-07	F	CHEVROLET — Avalanche	06-02	F	GMC — Pickup (¾ Ton) 4 W.D.	08-99	F
(Sierra, K & V Models)			4 W.D.			(Sierra, K & V Models)		
GMC — Yukon 2 W.D.	08-07	F	CHEVROLET — Pickup (½ Ton) 2 W.D.	06-05	F	GMC — Yukon XL (¾ Ton) 2 W.D.	08-01	F
GMC — Yukon 4 W.D.	08-07	F	2 W.D. (Silverado, C & R Models)	03-01	F	GMC — Yukon XL (¾ Ton) 4 W.D.	08-01	F
GMC — Yukon XL (½ Ton) 2 W.D.	08-07	F	CHEVROLET — Pickup (½ Ton) 4 W.D.	07-05	F			
GMC — Yukon XL (½ Ton) 4 W.D.	08-07	F	4 W.D. (Silverado, K & V Models)	03-01	F	<b>RS8709 (No Parts Pack)</b>		
<b>RS8718B (No Parts Pack)</b>			CHEVROLET — Pickup (¾ Ton) 2 W.D.	08-01	F	DODGE — Pickup (½ Ton) 4 W.D.	05-02	F
FORD — Pickup (½ Ton) 4 W.D.	08-04	F	(Silverado, C & R Models)			(Ram 1500 & W Models)		
(F Series)			CHEVROLET — Pickup (¾ Ton) 4 W.D.	08-99	F	<b>RS8716 (No Parts Pack)</b>		
LINCOLN — Mark LT (½ Ton) 4 W.D.	08-06	F	(Silverado, K & V Models)			CHEVROLET — Avalanche	08-07	F
<b>RS8719B (No Parts Pack)</b>			CHEVROLET — Suburban (¾ Ton) 4 W.D.	08-01	F	CHEVROLET — Avalanche	08-07	F
INFINITI — QX56	08-04	F	CHEVROLET — Suburban 2 W.D.	06-01	F	CHEVROLET — Pickup (½ Ton) 2 W.D.	08-07	F
NISSAN — Armada	08-04	F	GMC — Pickup (½ Ton) 2 W.D.	2005	F	(Silverado, C & R Models)		
NISSAN — Pickup Titan 2 W.D.	08-04	F	(Sierra, C & R Models)	03-01	F	CHEVROLET — Pickup (½ Ton) 4 W.D.	08-07	F
NISSAN — Pickup Titan 4 W.D.	08-04	F	GMC — Pickup (½ Ton) 4 W.D.	06-01	F	(Silverado, K & V Models)		
<b>RS8721B (No Parts Pack)</b>			(Sierra, K & V Models)			CHEVROLET — Suburban (½ Ton) 4 W.D.	08-07	F
DODGE — Pickup (½ Ton) 4 W.D.	07-06	F	<b>RS8708 — Continued</b>			<b>RS8716 — Continued</b>		
(Ram 1500 & W Models)			GMC — Pickup (¾ Ton) 2 W.D.	08-01	F	CHEVROLET — Suburban 2 W.D.	08-07	F
<b>RS8708 (No Parts Pack)</b>			(Sierra, C & R Models)					
CHEVROLET — Avalanche	05-02	F						
2 W.D.								

# RANCHO RSX17000 Shock Absorbers

Vehicle	Year	Pos.	Vehicle	Year	Pos.	Vehicle	Year	Pos.
CHEVROLET — Tahoe 2 W.D.	08-07	F	<b>RSX17009 (No Parts Pack)</b>			<b>RSX17023 (No Parts Pack)</b>		
CHEVROLET — Tahoe 4 W.D.	08-07	F	FORD — Pickup (½ Ton) 4 W.D. (F Series)	96-80	R	DODGE — Pickup (¾ Ton) 4 W.D. (Ram 2500 & W Models)	02-00	F
GMC — Pickup (½ Ton) 2 W.D. (Sierra, C & R Models)	08-07	F	FORD — Pickup (¾ Ton) 4 W.D. (F Series)	91-80	R	FORD — Expedition 4 W.D.	02-97	R
GMC — Pickup (½ Ton) 4 W.D. (Sierra, K & V Models)	08-07	F	<b>RSX17010 (No Parts Pack)</b>			<b>RSX17024 (No Parts Pack)</b>		
GMC — Yukon 2 W.D.	08-07	F	DODGE — Durango 4 W.D.	03-98	F	FORD — Pickup (½ Ton) 2 W.D. (F Series)	01-97	R
GMC — Yukon 4 W.D.	08-07	F	DODGE — Pickup Dakota 4 W.D.	04-97	F	FORD — Pickup (½ Ton) 4 W.D. (F Series)	04-97	R
GMC — Yukon XL (½ Ton) 2 W.D.	08-07	F	FORD — Bronco (Full Size Models) 4 W.D.	96-80	F	<b>RSX17030 (No Parts Pack)</b>		
GMC — Yukon XL (½ Ton) 4 W.D.	08-07	F	FORD — Pickup (½ Ton) 2 W.D. (F Series)	96-80	F	FORD — Pickup Ranger (Light Duty) 2 W.D.	07-01	R
<b>RS8718 (No Parts Pack)</b>			FORD — Pickup (½ Ton) 4 W.D. (F Series)	96-80	F	FORD — Pickup Ranger (Light Duty) 4 W.D.	07-83	R
FORD — Pickup (½ Ton) 4 W.D. (F Series)	08-04	F	FORD — Pickup (¾ Ton) 2 W.D. (F Series)	86-80	F	MAZDA — Pickup B Series 2 W.D.	05-01	R
LINCOLN — Mark LT (½ Ton) 4 W.D. (Pickup)	08-06	F	<b>RSX17012 (No Parts Pack)</b>			MAZDA — Pickup B Series 4 W.D.	05-94	R
<b>RS8721 (No Parts Pack)</b>			FORD — Pickup (¾ Ton) 4 W.D. (F Series)	99-87	F	<b>RSX17032 (No Parts Pack)</b>		
DODGE — Pickup (½ Ton) 4 W.D. (Ram 1500 & W Models)	07-06	F	<b>RSX17013 (No Parts Pack)</b>			CHEVROLET — Avalanche 2 W.D.	07-00	R
<b>RSX17000 (No Parts Pack)</b>			FORD — Pickup (¾ Ton) 4 W.D. (F Series)	99-92	R	CHEVROLET — Avalanche 4 W.D.	06-00	R
CHEVROLET — Blazer 4 W.D. Compact - Inc. S Models	05-83	F	<b>RSX17014 (No Parts Pack)</b>			CHEVROLET — Pickup (½ Ton) 2 W.D. (Silverado, C & R Models)	07-99	R
CHEVROLET — Pickup S-Models (Light Duty) 4 W.D.	04-83	F	FORD — Expedition 2 W.D.	02-97	F	CHEVROLET — Suburban 2 W.D.	06-00	R
GMC — Envoy 4 W.D.	01-98	F	FORD — Pickup (½ Ton) 2 W.D. (F Series)	04-97	F	CHEVROLET — Suburban 4 W.D.	08-00	R
GMC — Jimmy 4 W.D. Compact - Inc. S Models	05-83	F	FORD — Pickup (¾ Ton) 2 W.D. (F Series)	99-97	F	CHEVROLET — Tahoe 2 W.D.	06-00	R
GMC — Pickup S Models (Light Duty) 4 W.D. (Sonoma)	04-83	F	<b>RSX17018 (No Parts Pack)</b>			CHEVROLET — Tahoe 4 W.D.	06-00	R
ISUZU — Hombre 4 W.D.	00-96	F	FORD — Explorer 2 W.D.	01-90	R	DODGE — Pickup (½ Ton) 2 W.D. (Ram 1500 & D Models)	01-94	R
OLDSMOBILE — Bravada 4 W.D.	01-91	F	FORD — Explorer 4 W.D.	01-90	R	DODGE — Pickup (¾ Ton) 4 W.D. (Ram 1500 & W Models)	02-94	R
<b>RSX17001 (No Parts Pack)</b>			FORD — Explorer Sport 2 W.D.	03-01	R	DODGE — Pickup (1 Ton) 2 W.D. (Ram 3500 & D Models)	02-94	R
CHEVROLET — Blazer 4 W.D. Compact - Inc. S Models	05-83	R	FORD — Explorer Sport 4 W.D.	03-01	R	GMC — Pickup (½ Ton) 2 W.D. (Sierra, C & R Models)	06-00	R
CHEVROLET — Blazer 2 W.D. Compact - Inc. S Models	05-83	R	FORD — Explorer Sport Trac 2 W.D.	05-01	R	GMC — Yukon 2 W.D.	06-00	R
CHEVROLET — Pickup S-Models (Light Duty) 4 W.D.	04-83	R	FORD — Explorer Sport Trac 4 W.D.	05-01	R	GMC — Yukon 4 W.D.	06-00	R
CHEVROLET — Pickup S-Models (Light Duty) 2 W.D.	03-82	R	MAZDA — Navajo 2 W.D.	94-90	R	GMC — Yukon XL (½ Ton) 2 W.D.	2008	R
GMC — Envoy 2 W.D.	01-00	R	MAZDA — Navajo 4 W.D.	94-90	R	GMC — Yukon XL (½ Ton) 4 W.D.	08-07	F
GMC — Envoy 4 W.D.	01-98	R	MERCURY — Mountaineer	01-96	R	GMC — Yukon XL (¾ Ton) 4 W.D.	06-01	R
GMC — Jimmy 4 W.D. Compact - Inc. S Models	05-83	R	<b>RSX17020 (No Parts Pack)</b>			GMC — Yukon XL (¾ Ton) 2 W.D.	08-00	R
GMC — Jimmy 2 W.D. Compact - Inc. S Models	05-83	R	FORD — Expedition 4 W.D.	02-97	F	GMC — Yukon XL (¾ Ton) 4 W.D.	08-00	R
GMC — Pickup S Models (Light Duty) 4 W.D. (Sonoma)	04-83	R	FORD — Pickup (½ Ton) 4 W.D. (F Series)	04-97	F	<b>RSX17033 (No Parts Pack)</b>		
GMC — Pickup S Models (Light Duty) 2 W.D. (Sonoma)	03-82	R	FORD — Pickup (¾ Ton) 4 W.D. (F Series)	99-97	F	DODGE — Pickup (½ Ton) 4 W.D. (Ram 1500 & W Models)	01-94	F
ISUZU — Hombre 2 W.D.	00-96	R	<b>RSX17021 (No Parts Pack)</b>			DODGE — Pickup (¾ Ton) 4 W.D. (Ram 2500 & W Models)	96-94	F
ISUZU — Hombre 4 W.D.	00-96	R	FORD — Explorer 2 W.D.	01-95	F	<b>RSX17036 (No Parts Pack)</b>		
OLDSMOBILE — Bravada 4 W.D.	01-91	R	FORD — Explorer 4 W.D.	01-95	F	JEEP — Cherokee	90-84	F
<b>RSX17004 (No Parts Pack)</b>			FORD — Explorer Sport 2 W.D.	03-01	F	JEEP — Grand Cherokee	04-93	F
DODGE — Durango 4 W.D.	03-98	R	FORD — Explorer Sport 4 W.D.	03-01	F	JEEP — Pickup Comanche (MJ Series) 2 W.D.	90-87	F
DODGE — Pickup Dakota 4 W.D.	04-97	R	FORD — Explorer Sport Trac 2 W.D.	05-01	F	JEEP — Pickup Comanche (MJ Series) 4 W.D.	90-86	F
<b>RSX17005 (No Parts Pack)</b>			FORD — Explorer Sport Trac 4 W.D.	05-01	F	JEEP — Wagoneer 4 W.D.	90-84	F
JEEP — CJ Series 4 W.D.	81-73	F	FORD — Explorer Sport Trac 4 W.D.	05-01	F			
JEEP — Scrambler 4 W.D.	81-76	F	FORD — Pickup Ranger (Light Duty) 2 W.D.	07-01	F			
TOYOTA — Landcruiser	84-64	F	FORD — Pickup Ranger (Light Duty) 4 W.D.	07-98	F			
			MAZDA — Pickup B Series 2 W.D.	05-01	F			
			MAZDA — Pickup B Series 4 W.D.	05-98	F			
			MERCURY — Mountaineer	01-96	F			

# RANCHO RSX17000 Shock Absorbers

Vehicle	Year	Pos.	Vehicle	Year	Pos.	Vehicle	Year	Pos.
JEEP — Wrangler (TJ Series)	06-97	F	CHEVROLET — Pickup (¾ Ton)	00-88	R	CHEVROLET — Pickup (½ Ton)	87-73	R
<b>RSX17037 (No Parts Pack)</b>			4 W.D. (Silverado, K & V Models)			2 W.D. (Silverado, C & R Models)		
JEEP — Grand Cherokee	98-93	R	CHEVROLET — Pickup S-Models (Light Duty) 4 W.D.	03-94	R	CHEVROLET — Pickup (½ Ton)	87-73	R
<b>RSX17038 (No Parts Pack)</b>			CHEVROLET — Suburban	99-92	R	4 W.D. (Silverado, K & V Models)		
JEEP — Wrangler (YJ Series)	96-86	F	CHEVROLET — Tahoe 2 W.D.	99-95	R	CHEVROLET — Pickup (¾ Ton)	89-73	R
<b>RSX17039 (No Parts Pack)</b>			GMC — Pickup (½ Ton) 2 W.D.	98-88	R	2 W.D. (Silverado, C & R Models)		
JEEP — Wrangler (YJ Series)	96-86	R	(Sierra, C & R Models)			CHEVROLET — Pickup (¾ Ton)	87-73	R
<b>RSX17040 (No Parts Pack)</b>			GMC — Pickup (½ Ton) 4 W.D.	98-88	R	4 W.D. (Silverado, K & V Models)		
JEEP — Wrangler (TJ Series)	06-97	R	(Sierra, K & V Models)			CHEVROLET — Suburban	91-73	R
<b>RSX17041 (No Parts Pack)</b>			GMC — Pickup (¾ Ton) 2 W.D.	00-88	R	2 W.D.		
CHEVROLET — Pickup (½ Ton)	98-88	F	(Sierra, C & R Models)			CHEVROLET — Suburban	91-73	R
2 W.D. (Silverado, C & R Models)			GMC — Pickup (¾ Ton) 4 W.D.	00-88	R	4 W.D.		
CHEVROLET — Pickup (¾ Ton)	98-88	F	(Sierra, K & V Models)			GMC — Jimmy 4 W.D. Full Size	91-73	R
2 W.D. (Silverado, C & R Models)			GMC — Suburban 2 W.D.	99-92	R	(K & V Models)		
<b>RSX17041 — Continued</b>			GMC — Yukon 2 W.D.	99-95	R	GMC — Jimmy 2 W.D. Full Size	82-73	R
CHEVROLET — Suburban	99-92	F	<b>RSX17048 (No Parts Pack)</b>			(C Models)		
2 W.D.			CADILLAC — Escalade 4 W.D.	00-99	R	<b>RSX17062 — Continued</b>		
CHEVROLET — Tahoe 2 W.D.	99-95	F	CHEVROLET — Suburban	99-92	R	GMC — Pickup (½ Ton) 2 W.D.	87-73	R
GMC — Pickup (½ Ton) 2 W.D.	98-88	F	4 W.D.			(Sierra, C & R Models)		
(Sierra, C & R Models)			CHEVROLET — Tahoe 4 W.D.	99-95	R	GMC — Pickup (½ Ton) 4 W.D.	87-73	R
GMC — Pickup (¾ Ton) 2 W.D.	98-88	F	GMC — Suburban 4 W.D.	99-92	R	(Sierra, K & V Models)		
(Sierra, C & R Models)			GMC — Yukon 4 W.D.	99-95	R	GMC — Pickup (¾ Ton) 2 W.D.	89-73	R
GMC — Suburban 2 W.D.	99-92	F	<b>RSX17061 (No Parts Pack)</b>			(Sierra, C & R Models)		
GMC — Yukon 2 W.D.	99-95	F	CHEVROLET — Blazer 4 W.D.	91-73	F	GMC — Pickup (¾ Ton) 4 W.D.	87-73	R
JEEP — Cherokee	01-91	F	Full Size (K & V Models)			(Sierra, K & V Models)		
JEEP — Pickup Comanche	92-91	F	CHEVROLET — Blazer 2 W.D.	72-69	R	GMC — Suburban 2 W.D.	91-73	R
(MJ Series) 2 W.D.			Full Size (C Models)			GMC — Suburban 4 W.D.	91-73	R
JEEP — Pickup Comanche	92-91	F	CHEVROLET — Pickup (½ Ton)	72-67	R	<b>RSX17068 (No Parts Pack)</b>		
(MJ Series) 4 W.D.			2 W.D. (Silverado, C & R Models)			CHEVROLET — Avalanche	06-00	F
<b>RSX17043 (No Parts Pack)</b>			CHEVROLET — Pickup (½ Ton)	87-73	F	2 W.D.		
JEEP — Cherokee	01-84	R	4 W.D. (Silverado, K & V Models)			CHEVROLET — Avalanche	06-02	F
JEEP — Wagoneer 4 W.D.	90-84	R	CHEVROLET — Pickup (¾ Ton)	72-67	R	4 W.D.		
<b>RSX17044 (No Parts Pack)</b>			2 W.D. (Silverado, C & R Models)			CHEVROLET — Pickup (½ Ton)	07-04	F
CADILLAC — Escalade 4 W.D.	00-99	F	CHEVROLET — Pickup (¾ Ton)	87-73	F	2 W.D. (Silverado, C & R Models)		
CHEVROLET — Blazer 4 W.D.	94-92	F	4 W.D. (Silverado, K & V Models)			CHEVROLET — Pickup (½ Ton)	08-99	F
Full Size (K & V Models)			CHEVROLET — Suburban	72-67	R	4 W.D. (Silverado, K & V Models)		
CHEVROLET — Pickup (½ Ton)	98-88	F	2 W.D.			CHEVROLET — Suburban	06-00	F
4 W.D. (Silverado, K & V Models)			CHEVROLET — Suburban	91-73	F	2 W.D.		
CHEVROLET — Pickup (¾ Ton)	00-88	F	4 W.D.			CHEVROLET — Suburban	06-00	F
4 W.D. (Silverado, K & V Models)			GMC — Jimmy 4 W.D. Full Size	91-73	F	4 W.D.		
CHEVROLET — Suburban	99-92	F	(K & V Models)			CHEVROLET — Tahoe 2 W.D.	06-00	F
4 W.D.			GMC — Jimmy 2 W.D. Full Size	72-69	R	CHEVROLET — Tahoe 4 W.D.	06-00	F
CHEVROLET — Tahoe 4 W.D.	99-95	F	(C Models)			GMC — Pickup (½ Ton) 2 W.D.	08-04	F
GMC — Pickup (½ Ton) 4 W.D.	98-88	F	GMC — Pickup (½ Ton) 2 W.D.	72-67	R	(Sierra, C & R Models)		
(Sierra, K & V Models)			(Sierra, C & R Models)			GMC — Pickup (½ Ton) 4 W.D.	08-99	F
GMC — Pickup (¾ Ton) 4 W.D.	00-88	F	GMC — Pickup (½ Ton) 4 W.D.	87-73	F	(Sierra, K & V Models)		
(Sierra, K & V Models)			(Sierra, K & V Models)			GMC — Yukon 2 W.D.	06-00	F
GMC — Suburban 4 W.D.	99-92	F	GMC — Pickup (¾ Ton) 2 W.D.	72-67	R	GMC — Yukon 4 W.D.	06-00	F
GMC — Yukon 4 W.D.	99-92	F	(Sierra, C & R Models)			GMC — Yukon XL (½ Ton)	06-00	F
<b>RSX17045 (No Parts Pack)</b>			GMC — Pickup (¾ Ton) 4 W.D.	87-73	F	2 W.D.		
CHEVROLET — Pickup (½ Ton)	98-88	R	(Sierra, K & V Models)			GMC — Yukon XL (½ Ton)	06-01	F
2 W.D. (Silverado, C & R Models)			GMC — Suburban 2 W.D.	72-67	R	4 W.D.		
CHEVROLET — Pickup (½ Ton)	98-88	R	GMC — Suburban 4 W.D.	91-73	F	<b>RSX17069 (No Parts Pack)</b>		
4 W.D. (Silverado, K & V Models)			<b>RSX17062 (No Parts Pack)</b>			CHEVROLET — Pickup (½ Ton)	07-04	R
CHEVROLET — Pickup (¾ Ton)	00-88	R	CHEVROLET — Blazer 4 W.D.	91-73	R	2 W.D. (Silverado, C & R Models)		
2 W.D. (Silverado, C & R Models)			Full Size (K & V Models)			CHEVROLET — Pickup (½ Ton)	08-99	R
<b>RSX17046 (No Parts Pack)</b>			CHEVROLET — Blazer 2 W.D.	82-73	R	4 W.D. (Silverado, K & V Models)		
CHEVROLET — Pickup (¾ Ton)	00-88	R	Full Size (C Models)			DODGE — Pickup (½ Ton)	01-00	R
2 W.D. (Silverado, C & R Models)						4 W.D. (Ram 1500 & W Models)		

# RANCHO RSX17000 Shock Absorbers

Vehicle	Year	Pos.	Vehicle	Year	Pos.	Vehicle	Year	Pos.
GMC — Pickup (½ Ton) 2 W.D. (Sierra, C & R Models)	08-04	R	GMC — Yukon XL (¾ Ton) 4 W.D.	08-00	F	DODGE — Pickup Dakota 4 W.D.	02-97	F
GMC — Pickup (½ Ton) 4 W.D. (Sierra, K & V Models)	08-99	R	<b>RSX17081 (No Parts Pack)</b>			<b>RSX17306 (No Parts Pack)</b>		
<b>RSX17070 (No Parts Pack)</b>			BUICK — Rainier	05-04	R	DODGE — Durango 4 W.D.	02-98	R
CHEVROLET — Pickup (½ Ton) 2 W.D. (Silverado, C & R Models)	07-99	F	CHEVROLET — Trailblazer	06-02	R	DODGE — Pickup Dakota 4 W.D.	02-97	R
CHEVROLET — Pickup (¾ Ton) 2 W.D. (Silverado, C & R Models)	04-99	F	GMC — Envoy 2 W.D.	05-02	R	<b>RSX17308 (No Parts Pack)</b>		
CHEVROLET — Suburban 2 W.D.	06-00	F	GMC — Envoy 4 W.D.	05-02	R	DODGE — Pickup (½ Ton) 4 W.D. (Ram 1500 & W Models)	01-94	F
GMC — Pickup (½ Ton) 2 W.D. (Sierra, C & R Models)	08-99	F	GMC — Envoy XL	06-03	R	DODGE — Pickup (¾ Ton) 4 W.D. (Ram 2500 & W Models)	96-94	F
GMC — Pickup (¾ Ton) 2 W.D. (Sierra, C & R Models)	04-99	F	GMC — Envoy XUV	06-04	R	<b>RSX17312 (No Parts Pack)</b>		
GMC — Yukon XL (¾ Ton) 2 W.D.	08-00	F	ISUZU — Ascender	04-03	R	FORD — Bronco (Full Size Models) 4 W.D.	93-81	R
<b>RSX17071 (No Parts Pack)</b>			OLDSMOBILE — Bravada 2 W.D.	04-02	R	<b>RSX17315 (No Parts Pack)</b>		
FORD — Excursion 4 W.D.	05-00	F	OLDSMOBILE — Bravada 4 W.D.	04-02	R	CHEVROLET — Blazer 4 W.D. Full Size (K & V Models)	94-92	R
FORD — Pickup (¾ Ton) 4 W.D. (F Series)	04-99	F	<b>RSX17082 (No Parts Pack)</b>			<b>RSX17315 — Continued</b>		
FORD — Pickup (1 Ton) 4 W.D. (F Series)	04-99	F	BUICK — Rainier	05-04	R	CHEVROLET — Pickup (½ Ton) 4 W.D. (Silverado, K & V Models)	98-88	R
<b>RSX17072 (No Parts Pack)</b>			CHEVROLET — SSR	06-03	R	CHEVROLET — Pickup (¾ Ton) 4 W.D. (Silverado, K & V Models)	98-88	R
FORD — Pickup (¾ Ton) 4 W.D. (F Series)	04-99	R	CHEVROLET — Trailblazer	06-02	R	CHEVROLET — Suburban (½ Ton) 4 W.D.	99-92	R
FORD — Pickup (1 Ton) 4 W.D. (F Series)	04-99	R	<b>RSX17082 — Continued</b>			CHEVROLET — Suburban 4 W.D.	99-92	R
<b>RSX17073 (No Parts Pack)</b>			GMC — Envoy 2 W.D.	05-02	R	CHEVROLET — Tahoe 4 W.D.	99-95	R
JEEP — Grand Cherokee	04-99	R	GMC — Envoy 4 W.D.	05-02	R	GMC — Pickup (½ Ton) 4 W.D. (Sierra, K & V Models)	98-88	R
<b>RSX17074 (No Parts Pack)</b>			GMC — Envoy XL	06-03	R	GMC — Pickup (¾ Ton) 4 W.D. (Sierra, K & V Models)	00-88	R
CHEVROLET — Suburban 2 W.D.	08-07	B	GMC — Envoy XUV	06-04	R	GMC — Suburban (½ Ton) 4 W.D.	99-92	R
<b>RSX17075 (No Parts Pack)</b>			ISUZU — Ascender	04-03	R	GMC — Suburban 4 W.D.	99-92	R
FORD — Pickup (¾ Ton) 2 W.D. (F Series)	04-99	R	OLDSMOBILE — Bravada 2 W.D.	04-02	R	GMC — Yukon 4 W.D.	99-92	R
FORD — Pickup (¾ Ton) 4 W.D. (F Series)	04-99	R	OLDSMOBILE — Bravada 4 W.D.	04-02	R	<b>RSX17316 (No Parts Pack)</b>		
FORD — Pickup (1 Ton) 2 W.D. (F Series)	04-99	R	<b>RSX17085 (No Parts Pack)</b>			CHEVROLET — Blazer 4 W.D. Full Size (K & V Models)	94-92	F
<b>RSX17077 (No Parts Pack)</b>			DODGE — Durango 2 W.D.	06-04	F	CHEVROLET — Pickup (½ Ton) 4 W.D. (Silverado, K & V Models)	98-88	F
FORD — Excursion 4 W.D.	05-00	R	DODGE — Durango 4 W.D.	06-04	F	CHEVROLET — Pickup (¾ Ton) 4 W.D. (Silverado, K & V Models)	98-88	F
<b>RSX17079 (No Parts Pack)</b>			<b>RSX17086 (No Parts Pack)</b>			CHEVROLET — Suburban (½ Ton) 4 W.D.	99-92	F
CHEVROLET — Avalanche 2 W.D.	07-00	F	DODGE — Durango 2 W.D.	06-04	R	CHEVROLET — Suburban 4 W.D.	99-92	F
CHEVROLET — Avalanche 4 W.D.	06-00	F	DODGE — Durango 4 W.D.	06-04	R	CHEVROLET — Tahoe 4 W.D.	99-95	F
CHEVROLET — Pickup (½ Ton) 2 W.D. (Silverado, C & R Models)	07-05	F	<b>RSX17121 (No Parts Pack)</b>			GMC — Pickup (½ Ton) 4 W.D. (Sierra, K & V Models)	98-88	F
CHEVROLET — Pickup (½ Ton) 4 W.D. (Silverado, K & V Models)	07-05	F	NISSAN — Pathfinder 4 W.D.	98-96	R	GMC — Pickup (¾ Ton) 4 W.D. (Sierra, K & V Models)	00-88	F
CHEVROLET — Pickup (¾ Ton) 4 W.D. (Silverado, K & V Models)	03-01	F	<b>RSX17122 (No Parts Pack)</b>			GMC — Suburban (½ Ton) 4 W.D.	99-92	F
CHEVROLET — Pickup (¾ Ton) 4 W.D. (Silverado, K & V Models)	04-99	F	NISSAN — Pathfinder 4 W.D.	04-98	R	CHEVROLET — Suburban (½ Ton) 4 W.D.	99-92	F
CHEVROLET — Suburban 4 W.D.	08-00	F	<b>RSX17123 (No Parts Pack)</b>			CHEVROLET — Tahoe 4 W.D.	99-95	F
GMC — Pickup (½ Ton) 2 W.D. (Sierra, C & R Models)	2006	F	NISSAN — Xterra 2 W.D.	04-00	F	GMC — Pickup (½ Ton) 4 W.D. (Sierra, K & V Models)	98-88	F
GMC — Pickup (½ Ton) 4 W.D. (Sierra, C & R Models)	03-01	F	NISSAN — Xterra 4 W.D.	04-00	F	GMC — Pickup (¾ Ton) 4 W.D. (Sierra, K & V Models)	00-88	F
GMC — Pickup (¾ Ton) 4 W.D. (Sierra, K & V Models)	04-99	F	<b>RSX17124 (No Parts Pack)</b>			GMC — Suburban (½ Ton) 4 W.D.	99-92	F
GMC — Pickup (¾ Ton) 4 W.D. (Sierra, K & V Models)	04-99	F	NISSAN — Xterra 2 W.D.	04-00	R	GMC — Suburban 4 W.D.	99-92	F
GMC — Pickup (¾ Ton) 4 W.D. (Sierra, K & V Models)	04-99	F	NISSAN — Xterra 4 W.D.	04-00	R	GMC — Yukon 4 W.D.	99-92	F
<b>RSX17131 (No Parts Pack)</b>			<b>RSX17128 (No Parts Pack)</b>			<b>RSX17317 (No Parts Pack)</b>		
TOYOTA — 4 Runner	07-03	R	NISSAN — Pickup Titan 4 W.D.	08-04	R	JEEP — Cherokee	97-84	F
<b>RSX17132 (No Parts Pack)</b>			<b>RSX17129 (No Parts Pack)</b>			JEEP — Grand Cherokee	01-93	F
TOYOTA — 4 Runner	02-96	R	NISSAN — Pickup Titan 2 W.D.	08-04	R	JEEP — Wrangler (TJ Series)	06-97	F
<b>RSX17133 (No Parts Pack)</b>			<b>RSX17130 (No Parts Pack)</b>			<b>RSX17326 (No Parts Pack)</b>		
JEEP — Commander	08-06	R	INFINITI — QX56	08-04	R	JEEP — Wrangler (TJ Series)	06-97	R
JEEP — Grand Cherokee	07-05	R	NISSAN — Armada	08-04	R			
<b>RSX17305 (No Parts Pack)</b>			<b>RSX17131 (No Parts Pack)</b>					
DODGE — Durango 4 W.D.	02-98	F	TOYOTA — 4 Runner	07-03	R			

# RANCHO RSX17000 Shock Absorbers

Vehicle	Year	Pos.	Vehicle	Year	Pos.	Vehicle	Year	Pos.
<b>RSX17337 (No Parts Pack)</b>			<b>GMC — Yukon XL (½ Ton) 4 W.D.</b>	06-00	F	<b>RSX17346 (No Parts Pack)</b>		
CHEVROLET — Avalanche 4 W.D.	06-02	F				CHEVROLET — Avalanche 4 W.D.	06-02	R
CHEVROLET — Pickup (½ Ton) 4 W.D. (Silverado, K & V Models)	08-99	F	<b>RSX17338 (No Parts Pack)</b>			CHEVROLET — Pickup (½ Ton) 2 W.D. (Silverado, C & R Models)	07-05 03-01	R R
CHEVROLET — Suburban (½ Ton) 4 W.D.	06-00	F	CHEVROLET — Pickup (½ Ton) 4 W.D. (Silverado, K & V Models)	08-99	R	CHEVROLET — Pickup (½ Ton) 4 W.D. (Silverado, K & V Models)	2006 03-01	R R
CHEVROLET — Suburban 2 W.D.	01-00	F	<b>GMC — Pickup (½ Ton) 4 W.D. (Sierra, K &amp; V Models)</b>	08-99	R	CHEVROLET — Pickup (¾ Ton) 2 W.D. (Silverado, C & R Models)	04-99	R
CHEVROLET — Suburban 4 W.D.	06-00	F	<b>RSX17339 (No Parts Pack)</b>			CHEVROLET — Pickup (¾ Ton) 4 W.D. (Silverado, K & V Models)	04-99	R
CHEVROLET — Tahoe 2 W.D.	02-00	F	JEEP — Wrangler (TJ Series)	06-97	F			
CHEVROLET — Tahoe 4 W.D.	06-00	F	<b>RSX17340 (No Parts Pack)</b>			CHEVROLET — Suburban (½ Ton) 4 W.D.	06-00	R
GMC — Pickup (½ Ton) 4 W.D. (Sierra, K & V Models)	08-99	F	JEEP — Wrangler (TJ Series)	06-97	R	CHEVROLET — Suburban 2 W.D.	01-00	R
GMC — Yukon 2 W.D.	01-00	F	<b>RSX17341 (No Parts Pack)</b>					
GMC — Yukon 4 W.D.	06-00	F	FORD — Pickup (¾ Ton) 4 W.D. (F Series)	04-99	F	<b>RSX17346 — Continued</b>		
<b>RSX17337 — Continued</b>			FORD — Pickup (1 Ton) 4 W.D. (F Series)	04-99	F	CHEVROLET — Suburban 4 W.D.	06-00	R
GMC — Yukon XL (½ Ton) 2 W.D.	01-00	F	<b>RSX17342 (No Parts Pack)</b>			CHEVROLET — Tahoe 2 W.D.	02-00	R
			FORD — Pickup (¾ Ton) 4 W.D. (F Series)	04-99	R	CHEVROLET — Tahoe 4 W.D.	06-00	R
			FORD — Pickup (1 Ton) 4 W.D. (F Series)	04-99	R			

# RANCHO RSX17500 Struts

Vehicle	Year	Pos.	Vehicle	Year	Pos.	Vehicle	Year	Pos.
DODGE — Pickup (½ Ton) 4 W.D. (Ram 1500 & W Models)	01-94	R	MERCURY — Mountaineer	03-02	F	ISUZU — Ascender	04-03	F
DODGE — Pickup (¾ Ton) 4 W.D. (Ram 2500 & W Models)	96-94	R	<b>RSX17507 (No Parts Pack)</b>			OLDSMOBILE — Bravada 2 W.D.	04-02	F
GMC — Pickup (½ Ton) 2 W.D. (Sierra, C & R Models)	2006 03-01	R R	FORD — Explorer 2 W.D.	05-02	R	OLDSMOBILE — Bravada 4 W.D.	04-02	F
GMC — Pickup (½ Ton) 4 W.D. (Sierra, K & V Models)	08-06 03-01	R R	FORD — Explorer 4 W.D.	05-02	R	<b>RSX17513 (No Parts Pack)</b>		
GMC — Pickup (¾ Ton) 2 W.D. (Sierra, C & R Models)	04-99	R	MERCURY — Mountaineer	06-02	R	TOYOTA — 4 Runner	02-96	F
GMC — Pickup (¾ Ton) 4 W.D. (Sierra, K & V Models)	04-99	R	<b>RSX17508 (No Parts Pack)</b>			<b>RSX17515 (No Parts Pack)</b>		
GMC — Yukon 2 W.D.	01-00	R	TOYOTA — 4 Runner	02-96	F	INFINITI — QX56	08-04	F
GMC — Yukon 4 W.D.	06-00	R	TOYOTA — Pickup Tacoma 2 W.D.	04-98	F	NISSAN — Armada	08-04	F
GMC — Yukon XL (½ Ton) 2 W.D.	01-00	R	TOYOTA — Pickup Tacoma 4 W.D.	04-95	F	NISSAN — Pickup Titan 2 W.D.	08-04	F
GMC — Yukon XL (½ Ton) 4 W.D.	06-00	R	<b>RSX17509 (No Parts Pack)</b>			NISSAN — Pickup Titan 4 W.D.	08-04	F
			TOYOTA — Pickup Tundra 2 W.D.	06-00	F	<b>RSX17518 (No Parts Pack)</b>		
<b>RSX17501 (No Parts Pack)</b>			TOYOTA — Pickup Tundra 4 W.D.	06-00	F	FORD — Expedition 2 W.D.	06-03	F
NISSAN — Pathfinder 4 W.D.	98-96	FR	<b>RSX17510 (No Parts Pack)</b>			FORD — Expedition 4 W.D.	06-03	F
<b>RSX17502 (No Parts Pack)</b>			NISSAN — Pathfinder 4 W.D.	04-02	FR	<b>RSX17519 (No Parts Pack)</b>		
NISSAN — Pathfinder 4 W.D.	98-96	FL	<b>RSX17511 (No Parts Pack)</b>			FORD — Expedition 2 W.D.	06-03	R
<b>RSX17503 (No Parts Pack)</b>			NISSAN — Pathfinder 4 W.D.	04-02	FL	FORD — Expedition 4 W.D.	06-03	R
NISSAN — Pathfinder 4 W.D.	01-98	FR	<b>RSX17512 (No Parts Pack)</b>			<b>RSX17520 (No Parts Pack)</b>		
<b>RSX17504 (No Parts Pack)</b>			BUICK — Rainier	05-04	F	TOYOTA — 4 Runner	07-03	F
NISSAN — Pathfinder 4 W.D.	01-98	FL	CHEVROLET — SSR	06-03	F			
<b>RSX17505 (No Parts Pack)</b>			CHEVROLET — Trailblazer	06-02	F			
JEEP — Liberty	07-02	F	GMC — Envoy 2 W.D.	05-02	F			
<b>RSX17506 (No Parts Pack)</b>			GMC — Envoy 4 W.D.	05-02	F			
FORD — Explorer 2 W.D.	03-02	F	GMC — Envoy XL	06-03	F			
FORD — Explorer 4 W.D.	03-02	F	GMC — Envoy XUV	06-04	F			



# RANCHO RS9000X PRO Shock Absorbers

Vehicle	Year	Pos.	Vehicle	Year	Pos.	Vehicle	Year	Pos.
<b>RSX17521 (No Parts Pack)</b>			<b>FORD — Pickup (¾ Ton) 4 W.D. (F Series)</b>	04-99	F	<b>CHEVROLET — Pickup (¾ Ton) 4 W.D. (Silverado, K &amp; V Models)</b>	08-99	F
FORD — Explorer 2 W.D.	05-04	F	FORD — Pickup (1 Ton) 4 W.D. (F Series)	04-99	F	<b>CHEVROLET — Suburban (¾ Ton) 4 W.D.</b>	08-01	F
FORD — Explorer 4 W.D.	05-04	F				<b>CHEVROLET — Suburban 2 W.D.</b>	06-01	F
MERCURY — Mountaineer	06-03	F				<b>CHEVROLET — Suburban 4 W.D.</b>	08-00	F
<b>RSX17522 (No Parts Pack)</b>			<b>RS19268 (No Parts Pack)</b>			<b>GMC — Pickup (½ Ton) 2 W.D. (Sierra, C &amp; R Models)</b>	08-05	F
JEEP — Commander	08-06	F	<b>CHEVROLET — Avalanche 4 W.D.</b>	06-02	F	<b>GMC — Pickup (½ Ton) 4 W.D. (Sierra, K &amp; V Models)</b>	03-01	F
JEEP — Grand Cherokee	07-05	F	<b>CHEVROLET — Pickup (½ Ton) 4 W.D. (Silverado, K &amp; V Models)</b>	08-99	F	<b>GMC — Pickup (½ Ton) 4 W.D. (Sierra, C &amp; R Models)</b>	07-01	F
<b>RSX17524 (No Parts Pack)</b>			<b>CHEVROLET — Suburban (½ Ton) 4 W.D.</b>	06-00	F	<b>GMC — Pickup (¾ Ton) 2 W.D. (Sierra, C &amp; R Models)</b>	08-01	F
HONDA — CR-V	97-96	FR	<b>CHEVROLET — Suburban 2 W.D.</b>	01-00	F	<b>GMC — Pickup (¾ Ton) 4 W.D. (Sierra, K &amp; V Models)</b>	2008	F
<b>RSX17525 (No Parts Pack)</b>			<b>CHEVROLET — Suburban 4 W.D.</b>	06-00	F	<b>GMC — Pickup (¾ Ton) 4 W.D. (Sierra, K &amp; V Models)</b>	07-01	B
HONDA — CR-V	97-96	FL	<b>CHEVROLET — Tahoe 2 W.D.</b>	02-00	F	<b>GMC — Pickup (¾ Ton) 4 W.D. (Sierra, K &amp; V Models)</b>	00-99	F
<b>RSX17526 (No Parts Pack)</b>			<b>CHEVROLET — Tahoe 4 W.D.</b>	06-00	F			
HONDA — CR-V	97-96	R	<b>RS19268 — Continued</b>			<b>RS19289 — Continued</b>		
<b>RS19012 (No Parts Pack)</b>			<b>GMC — Pickup (½ Ton) 4 W.D. (Sierra, K &amp; V Models)</b>	08-99	F	<b>GMC — Yukon XL (¾ Ton) 2 W.D.</b>	08-01	F
<b>EXTENDED LENGTH SHOCKS — For Custom Off Road Use Only</b>		B	<b>GMC — Yukon 2 W.D.</b>	01-00	F	<b>GMC — Yukon XL (¾ Ton) 4 W.D.</b>	08-01	F
			<b>GMC — Yukon 4 W.D.</b>	06-00	F	<b>HUMMER — H2</b>	08-03	F
			<b>GMC — Yukon XL (½ Ton) 2 W.D.</b>	01-00	F			
<b>RS19034 (No Parts Pack)</b>			<b>GMC — Yukon XL (½ Ton) 4 W.D.</b>	06-00	F	<b>RS19297 (No Parts Pack)</b>		
<b>EXTENDED LENGTH SHOCKS — For Custom Off Road Use Only</b>		B				<b>CHEVROLET — Avalanche 2 W.D.</b>	07-00	R
			<b>RS19269 (No Parts Pack)</b>			<b>CHEVROLET — Avalanche 4 W.D.</b>	06-00	R
<b>RS19036 (No Parts Pack)</b>			<b>CHEVROLET — Pickup (½ Ton) 4 W.D. (Silverado, K &amp; V Models)</b>	08-99	R	<b>CHEVROLET — Pickup (½ Ton) 2 W.D. (Silverado, C &amp; R Models)</b>	07-05	R
<b>EXTENDED LENGTH SHOCKS — For Custom Off Road Use Only</b>		B	<b>DODGE — Pickup (¾ Ton) 2 W.D. (Ram 2500 &amp; D Models)</b>	07-03	R	<b>CHEVROLET — Pickup (½ Ton) 4 W.D. (Silverado, K &amp; V Models)</b>	03-01	R
			<b>DODGE — Pickup (¾ Ton) 4 W.D. (Ram 2500 &amp; W Models)</b>	08-03	R	<b>CHEVROLET — Pickup (¾ Ton) 2 W.D. (Silverado, C &amp; R Models)</b>	08-01	R
<b>RS19044 (No Parts Pack)</b>			<b>DODGE — Pickup (1 Ton) 2 W.D. (Ram 3500 &amp; D Models)</b>	06-03	R	<b>CHEVROLET — Pickup (¾ Ton) 4 W.D. (Silverado, K &amp; V Models)</b>	08-99	R
FORD — Pickup (¾ Ton) 4 W.D. (F Series)	08-05	F	<b>DODGE — Pickup (1 Ton) 4 W.D. (Ram 3500 &amp; W Models)</b>	08-03	R	<b>CHEVROLET — Suburban (¾ Ton) 4 W.D. (Silverado, K &amp; V Models)</b>	08-01	R
FORD — Pickup (1 Ton) 4 W.D. (F Series)	08-05	F	<b>GMC — Pickup (½ Ton) 4 W.D. (Sierra, K &amp; V Models)</b>	08-99	R	<b>CHEVROLET — Suburban (¾ Ton) 4 W.D.</b>	06-01	R
<b>RS19045 (No Parts Pack)</b>			<b>HUMMER — H2</b>	08-03	R	<b>CHEVROLET — Suburban 2 W.D.</b>	08-00	R
FORD — Pickup (1 Ton) 4 W.D. (F Series)	08-05	R				<b>CHEVROLET — Suburban 4 W.D.</b>	07-02	R
<b>RS19144 (No Parts Pack)</b>			<b>RS19283 (No Parts Pack)</b>			<b>DODGE — Pickup (½ Ton) 4 W.D. (Ram 1500 &amp; W Models)</b>	07-02	R
TOYOTA — 4 Runner	85-84	R	<b>DODGE — Pickup (½ Ton) 4 W.D. (Ram 1500 &amp; W Models)</b>	05-02	F	<b>GMC — Pickup (½ Ton) 2 W.D. (Sierra, C &amp; R Models)</b>	08-05	R
TOYOTA — Landcruiser	89-84	R				<b>GMC — Pickup (½ Ton) 2 W.D. (Sierra, C &amp; R Models)</b>	03-01	R
TOYOTA — Pickup (Compact) Series 4 W.D.	85-84	R	<b>RS19287 (No Parts Pack)</b>			<b>GMC — Pickup (½ Ton) 4 W.D. (Sierra, K &amp; V Models)</b>	07-01	R
			<b>FORD — Pickup (½ Ton) 4 W.D. (F Series)</b>	08-04	R	<b>GMC — Pickup (¾ Ton) 2 W.D. (Sierra, C &amp; R Models)</b>	08-01	R
<b>RS19237 (No Parts Pack)</b>			<b>LINCOLN — Mark LT (½ Ton) 4 W.D. (Pickup)</b>	08-06	R	<b>GMC — Pickup (¾ Ton) 4 W.D. (Sierra, K &amp; V Models)</b>	08-99	R
FORD — Expedition 4 W.D.	02-97	F				<b>GMC — Yukon XL (¾ Ton) 2 W.D.</b>	08-01	R
FORD — Pickup (½ Ton) 4 W.D. (F Series)	04-97	F	<b>RS19289 (No Parts Pack)</b>			<b>GMC — Yukon XL (¾ Ton) 4 W.D. (Sierra, K &amp; V Models)</b>	08-01	R
FORD — Pickup (¾ Ton) 4 W.D. (F Series)	99-97	F	<b>CHEVROLET — Avalanche 2 W.D.</b>	07-00	F	<b>GMC — Yukon XL (¾ Ton) 2 W.D.</b>	08-01	R
<b>RS19238 (No Parts Pack)</b>			<b>CHEVROLET — Avalanche 4 W.D.</b>	06-00	F	<b>GMC — Yukon XL (¾ Ton) 4 W.D. (Sierra, K &amp; V Models)</b>	08-99	R
FORD — Pickup (½ Ton) 4 W.D. (F Series)	04-97	R	<b>CHEVROLET — Pickup (½ Ton) 2 W.D. (Silverado, C &amp; R Models)</b>	07-05	F	<b>GMC — Yukon XL (¾ Ton) 2 W.D.</b>	08-01	R
<b>RS19255 (No Parts Pack)</b>			<b>CHEVROLET — Pickup (½ Ton) 4 W.D. (Silverado, K &amp; V Models)</b>	08-05	F	<b>HUMMER — H2</b>	08-03	R
JEEP — Wrangler (TJ Series)	06-97	F	<b>RS19297 (No Parts Pack)</b>					
<b>RS19256 (No Parts Pack)</b>			<b>CHEVROLET — Suburban (¾ Ton) 4 W.D.</b>	08-01	F	<b>RS19304 (No Parts Pack)</b>		
JEEP — Wrangler (TJ Series)	06-97	R	<b>CHEVROLET — Suburban 2 W.D. (Silverado, C &amp; R Models)</b>	03-01	F	<b>NISSAN — Pickup Titan 2 W.D.</b>	08-04	R
<b>RS19261 (No Parts Pack)</b>			<b>CHEVROLET — Suburban 4 W.D. (Silverado, K &amp; V Models)</b>	03-01	F	<b>NISSAN — Pickup Titan 4 W.D.</b>	08-04	R
FORD — Pickup (¾ Ton) 4 W.D. (F Series)	08-99	R						
FORD — Pickup (1 Ton) 4 W.D. (F Series)	2008	R						
	04-99	R						
<b>RS19264 (No Parts Pack)</b>								
FORD — Excursion 4 W.D.	04-00	F						

# ADD-A-LEAF Leaf Kits

Vehicle	Year	Pos.	Vehicle	Year	Pos.	Vehicle	Year	Pos.
RS19305 TOYOTA — 4 Runner	(No Parts Pack) 07-03	R	JEEP — Pickup Pioneer (J Series) 4 W.D.	86-74	F	INTERNATIONAL — Pickup (Full Size) 4 W.D.	75-60	R
RS19309 HUMMER — H3	(No Parts Pack) 08-05	F	JEEP — Wagoneer 4 W.D.	90-63	F	INTERNATIONAL — Travelall 2 W.D.	75-60	R
RS19310 HUMMER — H3	(No Parts Pack) 08-05	R	PLYMOUTH — Trailduster 4 W.D.	78-61	F	INTERNATIONAL — Travelall 4 W.D.	75-60	R
RS19329 JEEP — Wrangler (JK Series)	(No Parts Pack) 08-07	F	RS60012 (No Parts Pack) CHEVROLET — Blazer 4 W.D. Full Size (K & V Models)	91-69	R	JEEP — Pickup Gladiator (J Series) 4 W.D.	73-63	R
RS19330 JEEP — Wrangler (JK Series)	(No Parts Pack) 08-07	R	CHEVROLET — Blazer 2 W.D. Full Size (C Models)	83-69	R	JEEP — Pickup Pioneer (J Series) 4 W.D.	86-74	R
RS19331 JEEP — Wrangler (JK Series)	(No Parts Pack) 08-07	B	CHEVROLET — Pickup (½ Ton) 2 W.D. (Silverado, C & R Models)	87-73	R	JEEP — Wagoneer 4 W.D.	90-63	R
RS19332 JEEP — Wrangler (JK Series)	(No Parts Pack) 08-07	R	CHEVROLET — Pickup (½ Ton) 4 W.D. (Silverado, K & V Models)	87-63	R	PLYMOUTH — Trailduster 2 W.D.	78-61	R
RS50012 (No Parts Pack) CHEVROLET — Blazer 4 W.D. Full Size (K & V Models)	85-69	F	RS60012 — Continued CHEVROLET — Pickup (¾ Ton) 2 W.D. (Silverado, C & R Models)	89-63	R	PLYMOUTH — Trailduster 4 W.D.	78-61	R
CHEVROLET — Pickup (½ Ton) 4 W.D. (Silverado, K & V Models)	86-63	F	CHEVROLET — Pickup (¾ Ton) 4 W.D. (Silverado, K & V Models)	87-63	R	RS60013 (No Parts Pack) FORD — Pickup (½ Ton) 2 W.D. (F Series)	93-80	R
CHEVROLET — Pickup (¾ Ton) 4 W.D. (Silverado, K & V Models)	86-63	F	CHEVROLET — Suburban 2 W.D.	91-63	R	FORD — Pickup (½ Ton) 4 W.D. (F Series)	93-80	R
CHEVROLET — Suburban 4 W.D.	85-63	F	CHEVROLET — Suburban 4 W.D.	91-63	R	FORD — Pickup (¾ Ton) 2 W.D. (F Series)	93-80	R
GMC — Jimmy 4 W.D. Full Size (K & V Models)	85-69	F	CHEVROLET — Van (½ Ton) Express & G Models - Inc. Sportvan	90-73	R	FORD — Pickup (¾ Ton) 4 W.D. (F Series)	93-80	R
GMC — Pickup (½ Ton) 4 W.D. (Sierra, K & V Models)	86-63	F	CHEVROLET — Van (¾ Ton) Express & G Models - Inc. Sportvan	90-73	R	FORD — Pickup (¾ Ton) 2 W.D. (F Series)	93-57	R
GMC — Pickup (¾ Ton) 4 W.D. (Sierra, K & V Models)	86-63	F	DODGE — Pickup (½ Ton) 2 W.D. (Ram 1500 & D Models)	93-61	R	FORD — Pickup (¾ Ton) 4 W.D. (F Series)	93-77	R
GMC — Suburban 4 W.D.	85-63	F	DODGE — Pickup (½ Ton) 4 W.D. (Ram 1500 & W Models)	93-61	R	FORD — Van (½ Ton) E Series - Inc. Club Wagon	91-65	R
RS50212 (No Parts Pack) CHEVROLET — Blazer 4 W.D. Full Size (K & V Models)	91-86	F	DODGE — Pickup (¾ Ton) 2 W.D. (Ram 2500 & D Models)	93-61	R	RS60512 (No Parts Pack) JEEP — Pickup Gladiator (J Series) 4 W.D.	73-63	F
CHEVROLET — Pickup (½ Ton) 4 W.D. (Silverado, K & V Models)	1987	F	DODGE — Pickup (¾ Ton) 4 W.D. (Ram 2500 & W Models)	93-61	R	RS60611 (No Parts Pack) TOYOTA — Pickup Tacoma 4 W.D.	96-94	R
CHEVROLET — Pickup (¾ Ton) 4 W.D. (Silverado, K & V Models)	1987	F	DODGE — Pickup (1 Ton) 2 W.D. (Ram 3500 & D Models)	93-61	R	RS60612 (No Parts Pack) CHEVROLET — Blazer 4 W.D. Full Size (K & V Models)	91-69	R
CHEVROLET — Suburban 4 W.D.	91-86	F	DODGE — Pickup (1 Ton) 4 W.D. (Ram 3500 & W Models)	93-61	R	CHEVROLET — Blazer 2 W.D. Full Size (C Models)	83-69	R
DODGE — Pickup (½ Ton) 4 W.D. (Ram 1500 & W Models)	93-61	F	DODGE — Ramcharger 2 W.D.	95-61	R	CHEVROLET — Pickup (½ Ton) 2 W.D. (Silverado, C & R Models)	87-73	R
DODGE — Pickup (¾ Ton) 4 W.D. (Ram 2500 & W Models)	93-61	F	DODGE — Ramcharger 4 W.D.	95-61	R	CHEVROLET — Pickup (½ Ton) 4 W.D. (Silverado, K & V Models)	87-73	R
DODGE — Pickup (1 Ton) 4 W.D. (Ram 3500 & W Models)	93-61	F	FORD — Pickup (½ Ton) 2 W.D. (F Series)	79-62	R	CHEVROLET — Pickup (¾ Ton) 2 W.D. (Silverado, C & R Models)	89-73	R
DODGE — Ramcharger 4 W.D.	95-61	F	FORD — Pickup (¾ Ton) 4 W.D. (F Series)	77-67	R	CHEVROLET — Pickup (¾ Ton) 4 W.D. (Silverado, K & V Models)	87-73	R
GMC — Jimmy 4 W.D. Full Size (K & V Models)	91-86	F	GMC — Jimmy 4 W.D. Full Size (K & V Models)	91-69	R	CHEVROLET — Pickup LUV (Light Duty) 2 W.D.	82-72	R
GMC — Pickup (½ Ton) 4 W.D. (Sierra, K & V Models)	1987	F	GMC — Jimmy 2 W.D. Full Size (C Models)	83-69	R	CHEVROLET — Pickup LUV (Light Duty) 4 W.D.	82-72	R
GMC — Pickup (¾ Ton) 4 W.D. (Sierra, K & V Models)	1987	F	GMC — Pickup (½ Ton) 2 W.D. (Sierra, C & R Models)	87-73	R	CHEVROLET — Suburban 2 W.D.	91-73	R
GMC — Suburban 4 W.D.	91-86	F	GMC — Pickup (½ Ton) 4 W.D. (Sierra, K & V Models)	87-63	R			
INTERNATIONAL — Pickup (Full Size) 2 W.D.	75-60	F	GMC — Pickup (¾ Ton) 2 W.D. (Sierra, C & R Models)	89-63	R			
INTERNATIONAL — Pickup (Full Size) 4 W.D.	75-60	F	GMC — Pickup (¾ Ton) 4 W.D. (Sierra, C & R Models)	87-63	R			
INTERNATIONAL — Travelall 2 W.D.	75-60	F	GMC — Pickup (¾ Ton) 4 W.D. (Sierra, K & V Models)	87-63	R			
INTERNATIONAL — Travelall 4 W.D.	75-60	F	GMC — Suburban 2 W.D.	91-63	R			
			GMC — Suburban 4 W.D.	91-63	R			
			INTERNATIONAL — Pickup (Full Size) 2 W.D.	75-60	R			

# ADD-A-LEAF Leaf Kits

Vehicle	Year	Pos.	Vehicle	Year	Pos.	Vehicle	Year	Pos.
CHEVROLET — Suburban 4 W.D.	91-73	R	JEEP — Wagoneer 4 W.D.	90-63	R	<b>RS60645 (No Parts Pack)</b>		
CHEVROLET — Van (½ Ton) Express & G Models - Inc. Sportvan	90-71	R	LAND ROVER — Defender 90	81-59	B	CHEVROLET — Pickup (½ Ton) 4 W.D. (Silverado, K & V Models)	07-99	R
DODGE — Pickup (½ Ton) 2 W.D. (Ram 1500 & D Models)	93-61	R	LAND ROVER — Range Rover	81-59	B	GMC — Pickup (½ Ton) 4 W.D. (Sierra, K & V Models)	07-99	R
DODGE — Pickup (½ Ton) 4 W.D. (Ram 1500 & W Models)	93-61	R	MAZDA — Pickup B Series 2 W.D.	84-72	R	<b>RS60665 (No Parts Pack)</b>		
DODGE — Pickup (¾ Ton) 2 W.D. (Ram 2500 & D Models)	93-61	R	MITSUBISHI — Pickup Series 2 W.D.	84-82	R	DODGE — Pickup (½ Ton) 4 W.D. (Ram 1500 & W Models)	01-94	R
DODGE — Pickup (¾ Ton) 4 W.D. (Ram 2500 & W Models)	93-61	R	MITSUBISHI — Pickup Series 4 W.D.	84-82	R	<b>RS60675 (No Parts Pack)</b>		
DODGE — Pickup (1 Ton) 2 W.D. (Ram 3500 & D Models)	93-61	R	NISSAN — Pickup Series 2 W.D.	86-68	R	DODGE — Pickup (½ Ton) 2 W.D. (Ram 1500 & D Models)	01-94	R
<b>RS60612 — Continued</b>			NISSAN — Pickup Series 4 W.D.	86-68	R	DODGE — Pickup (¾ Ton) 2 W.D. (Ram 2500 & D Models)	01-00	R
DODGE — Pickup (1 Ton) 4 W.D. (Ram 3500 & W Models)	93-61	R	PLYMOUTH — Arrow (Light Duty) Pickup 2 W.D.	82-79	R	DODGE — Pickup (1 Ton) 2 W.D. (Ram 3500 & D Models)	01-00	R
DODGE — Pickup Ram 50 (D-50 Light Duty) 4 W.D.	1984	R	<b>RS60612 — Continued</b>			<b>RS60812 (No Parts Pack)</b>		
DODGE — Pickup Ram 50 (D-50 Light Duty) 2 W.D.	85-79	R	PLYMOUTH — PB Models (½ Ton) Van	83-71	R	CHEVROLET — Blazer 4 W.D. Compact - Inc. S Models	93-82	R
DODGE — Ramcharger 2 W.D.	95-61	R	PLYMOUTH — Trailduster 2 W.D.	78-61	R	CHEVROLET — Blazer 4 W.D. Full Size (K & V Models)	91-69	R
DODGE — Ramcharger 4 W.D.	95-61	R	PLYMOUTH — Trailduster 4 W.D.	78-61	R	CHEVROLET — Blazer 2 W.D. Compact - Inc. S Models	93-82	R
DODGE — Van (½ Ton) Ram & B Models - Inc. Wagon	90-71	R	TOYOTA — 4 Runner	89-84	R	CHEVROLET — Blazer 2 W.D. Full Size (C Models)	83-69	R
FORD — Bronco (Full Size Models) 4 W.D.	77-66	R	TOYOTA — Landcruiser	84-55	B	CHEVROLET — Pickup (½ Ton) 2 W.D. (Silverado, C & R Models)	87-73	R
FORD — Pickup Courier (Light Duty) 2 W.D.	84-72	R	TOYOTA — Pickup (Compact) Series 2 W.D.	83-63	R	CHEVROLET — Pickup (½ Ton) 4 W.D. (Silverado, K & V Models)	87-73	R
FORD — Pickup Ranger (Light Duty) 2 W.D.	92-83	R	TOYOTA — Pickup (Compact) Series 4 W.D.	88-79	R	CHEVROLET — Pickup (¾ Ton) 2 W.D. (Silverado, C & R Models)	87-73	R
FORD — Pickup Ranger (Light Duty) 4 W.D.	92-83	R	<b>RS60613 (No Parts Pack)</b>			CHEVROLET — Pickup (¾ Ton) 2 W.D. (Silverado, C & R Models)	87-73	R
FORD — Van (½ Ton) E Series - Inc. Club Wagon	91-65	R	JEEP — Wrangler (YJ Series)	96-86	B	CHEVROLET — Pickup (¾ Ton) 4 W.D. (Silverado, K & V Models)	87-73	R
GMC — Jimmy 4 W.D. Full Size (K & V Models)	91-69	R	<b>RS60632 (No Parts Pack)</b>			CHEVROLET — Pickup (¾ Ton) 4 W.D. (Silverado, K & V Models)	87-73	R
GMC — Jimmy 2 W.D. Full Size (C Models)	83-69	R	FORD — Pickup Ranger (Light Duty) 2 W.D.	92-83	R	CHEVROLET — Pickup S-Models (Light Duty) 4 W.D.	93-82	R
GMC — Pickup (½ Ton) 2 W.D. (Sierra, C & R Models)	87-63	R	FORD — Pickup Ranger (Light Duty) 4 W.D.	92-83	R	CHEVROLET — Pickup S-Models (Light Duty) 2 W.D.	93-82	R
GMC — Pickup (½ Ton) 4 W.D. (Sierra, K & V Models)	87-73	R	<b>RS60633 (No Parts Pack)</b>			CHEVROLET — Suburban 2 W.D.	91-73	R
GMC — Pickup (¾ Ton) 2 W.D. (Sierra, C & R Models)	89-63	R	FORD — Explorer 4 W.D.	93-90	R	CHEVROLET — Suburban 4 W.D.	91-73	R
GMC — Pickup (¾ Ton) 4 W.D. (Sierra, K & V Models)	87-73	R	<b>RS60634 (No Parts Pack)</b>			GMC — Jimmy 4 W.D. Compact - Inc. S Models	93-82	R
GMC — Suburban 2 W.D.	91-73	R	CHEVROLET — Pickup (½ Ton) 4 W.D. (Silverado, K & V Models)	98-88	R	GMC — Jimmy 4 W.D. Full Size (K & V Models)	91-69	R
GMC — Suburban 4 W.D.	91-73	R	CHEVROLET — Pickup (¾ Ton) 4 W.D. (Silverado, K & V Models)	98-88	R	GMC — Jimmy 2 W.D. Compact - Inc. S Models	93-82	R
GMC — Van (½ Ton) Savana & G Models - Inc. Rally & Vandura	90-71	R	GMC — Pickup (½ Ton) 4 W.D. (Sierra, K & V Models)	98-88	R	GMC — Jimmy 2 W.D. Full Size (C Models)	83-69	R
JEEP — CJ Series 4 W.D.	86-76	R	GMC — Pickup (¾ Ton) 4 W.D. (Sierra, K & V Models)	98-88	R	GMC — Pickup (½ Ton) 2 W.D. (Sierra, C & R Models)	87-73	R
JEEP — Grand Wagoneer 4 W.D.	89-84	R	<b>RS60636 (No Parts Pack)</b>			GMC — Pickup (½ Ton) 4 W.D. (Sierra, K & V Models)	87-73	R
JEEP — Jeepster (Inc. Commando) 4 W.D.	73-67	R	NISSAN — Pickup Series 2 W.D.	93-86	R	GMC — Pickup (¾ Ton) 2 W.D. (Sierra, C & R Models)	89-73	R
JEEP — Pickup Pioneer (J Series) 4 W.D.	86-74	R	<b>RS60642 (No Parts Pack)</b>					
JEEP — Scrambler 4 W.D.	86-76	R	FORD — Pickup (¾ Ton) 4 W.D. (F Series)	07-99	R			
			FORD — Pickup (1 Ton) 4 W.D. (F Series)	07-99	R			

# LEV-A-LOAD Adjustable Leaf Bracket Kits

Vehicle	Year	Pos.	Vehicle	Year	Pos.	Vehicle	Year	Pos.
GMC — Pickup (¾ Ton) 4 W.D. (Sierra, K & V Models)	87-73	R	FORD — Pickup (¾ Ton) 4 W.D. (F Series)	93-67	R	DODGE — Pickup (½ Ton) 4 W.D. (Ram 1500 & W Models)	93-61	R
GMC — Pickup S Models (Light Duty) 4 W.D. (Sonoma)	93-82	R	<b>RS50616 (No Parts Pack)</b>			DODGE — Pickup (¾ Ton) 2 W.D. (Ram 2500 & D Models)	93-61	R
GMC — Pickup S Models (Light Duty) 2 W.D. (Sonoma)	93-82	R	CHEVROLET — Blazer 4 W.D. Full Size (K & V Models)	95-69	R	DODGE — Pickup (¾ Ton) 4 W.D. (Ram 2500 & W Models)	93-61	R
GMC — Suburban 2 W.D.	91-73	R	CHEVROLET — Blazer 2 W.D. Full Size (C Models)	83-69	R	DODGE — Pickup (1 Ton) 2 W.D. (Ram 3500 & D Models)	93-61	R
GMC — Suburban 4 W.D.	91-73	R	CHEVROLET — Pickup (½ Ton) 2 W.D. (Silverado, C & R Models)	87-73	R	DODGE — Pickup (1 Ton) 4 W.D. (Ram 3500 & W Models)	93-61	R
OLDSMOBILE — Bravada 4 W.D.	93-91	R	CHEVROLET — Pickup (½ Ton) 4 W.D. (Silverado, K & V Models)	98-63	R	DODGE — Ramcharger 2 W.D.	95-61	R
<b>RS60913 (No Parts Pack)</b>			CHEVROLET — Pickup (¾ Ton) 2 W.D. (Silverado, C & R Models)	89-63	R	DODGE — Ramcharger 4 W.D.	95-61	R
JEEP — Cherokee	02-84	R	<b>RS50616 — Continued</b>			FORD — Pickup (½ Ton) 2 W.D. (F Series)	93-62	R
JEEP — Pickup Comanche (MJ Series) 2 W.D.	92-86	R	CHEVROLET — Pickup (¾ Ton) 2 W.D. (Silverado, C & R Models)	87-63	R	FORD — Pickup (½ Ton) 4 W.D. (F Series)	93-80	R
JEEP — Pickup Comanche (MJ Series) 4 W.D.	92-86	R	CHEVROLET — Suburban 4 W.D. (Silverado, K & V Models)	91-63	R	<b>RS50616 — Continued</b>		
<b>RS50614 (No Parts Pack)</b>			CHEVROLET — Suburban 4 W.D.	91-63	R	FORD — Pickup (¾ Ton) 2 W.D. (F Series)	93-57	R
FORD — Bronco (Full Size Models) 4 W.D.	91-78	R	CHEVROLET — Suburban 4 W.D.	91-63	R	FORD — Pickup (¾ Ton) 4 W.D. (F Series)	93-80	R
FORD — Pickup (½ Ton) 2 W.D. (F Series)	93-80	R	DODGE — Pickup (½ Ton) 2 W.D. (Ram 1500 & D Models)	93-61	R	GMC — Jimmy 4 W.D. Full Size (K & V Models)	95-69	R
FORD — Pickup (½ Ton) 4 W.D. (F Series)	93-72	R						
FORD — Pickup (¾ Ton) 2 W.D. (F Series)	93-80	R						

# LEV-A-LOAD Adjustable Leaf Kit

Vehicle	Year	Pos.	Vehicle	Year	Pos.	Vehicle	Year	Pos.
GMC — Jimmy 2 W.D. Full Size (C Models)	83-69	R	CHEVROLET — Pickup (½ Ton) 2 W.D. (Silverado, C & R Models)	87-73	R	DODGE — Pickup (¾ Ton) 4 W.D. (Ram 2500 & W Models)	93-61	R
GMC — Pickup (½ Ton) 2 W.D. (Sierra, C & R Models)	87-73	R	CHEVROLET — Pickup (½ Ton) 4 W.D. (Silverado, K & V Models)	98-63	R	DODGE — Pickup (1 Ton) 2 W.D. (Ram 3500 & D Models)	93-61	R
GMC — Pickup (½ Ton) 4 W.D. (Sierra, K & V Models)	98-63	R	CHEVROLET — Pickup (¾ Ton) 2 W.D. (Silverado, C & R Models)	89-63	R	DODGE — Pickup (1 Ton) 4 W.D. (Ram 3500 & W Models)	93-61	R
GMC — Pickup (¾ Ton) 2 W.D. (Sierra, C & R Models)	89-63	R	CHEVROLET — Pickup (¾ Ton) 4 W.D. (Silverado, K & V Models)	87-63	R	DODGE — Ramcharger 2 W.D.	95-61	R
GMC — Pickup (¾ Ton) 4 W.D. (Sierra, K & V Models)	87-63	R	CHEVROLET — Suburban 2 W.D.	91-63	R	DODGE — Ramcharger 4 W.D.	95-61	R
GMC — Suburban 2 W.D.	91-63	R	CHEVROLET — Suburban 4 W.D.	91-63	R	FORD — Bronco (Full Size Models) 4 W.D.	91-78	R
GMC — Suburban 4 W.D.	91-63	R	DODGE — Pickup (½ Ton) 2 W.D. (Ram 1500 & D Models)	93-61	R	FORD — Pickup (½ Ton) 2 W.D. (F Series)	93-62	R
PLYMOUTH — Trailduster 2 W.D.	78-61	R	<b>RS60616 (No Parts Pack)</b>			FORD — Pickup (½ Ton) 4 W.D. (F Series)	93-72	R
PLYMOUTH — Trailduster 4 W.D.	78-61	R	CHEVROLET — Blazer 4 W.D. Full Size (K & V Models)	95-69	R	FORD — Pickup (¾ Ton) 2 W.D. (F Series)	93-57	R
<b>RS60616 (No Parts Pack)</b>			CHEVROLET — Blazer 2 W.D. Full Size (C Models)	83-69	R	FORD — Pickup (¾ Ton) 4 W.D. (F Series)	93-67	R
CHEVROLET — Blazer 4 W.D. Full Size (K & V Models)	95-69	R	<b>RS60616 — Continued</b>					
CHEVROLET — Blazer 2 W.D. Full Size (C Models)	83-69	R	DODGE — Pickup (½ Ton) 4 W.D. (Ram 1500 & W Models)	93-61	R			
			DODGE — Pickup (¾ Ton) 2 W.D. (Ram 2500 & D Models)	93-61	R			

# RANCHO Block Kits

Vehicle	Year	Pos.	Vehicle	Year	Pos.	Vehicle	Year	Pos.
<b>RS60616 — Continued</b>			GMC — Pickup (¾ Ton) 2 W.D. (Sierra, C & R Models)	89-63	R	<b>RS70054 (No Parts Pack)</b>		
GMC — Jimmy 4 W.D. Full Size (K & V Models)	95-69	R	GMC — Pickup (¾ Ton) 4 W.D. (Sierra, K & V Models)	87-63	R	CHEVROLET — Blazer 4 W.D. Full Size (K & V Models)	91-73	R
GMC — Jimmy 2 W.D. Full Size (C Models)	83-69	R	GMC — Suburban 2 W.D.	91-63	R	CHEVROLET — Pickup (½ Ton) 4 W.D. (Silverado, K & V Models)	87-73	R
GMC — Pickup (½ Ton) 2 W.D. (Sierra, C & R Models)	87-73	R	GMC — Suburban 4 W.D.	91-63	R	CHEVROLET — Suburban (½ Ton) 4 W.D.	91-73	R
GMC — Pickup (½ Ton) 4 W.D. (Sierra, K & V Models)	98-63	R	PLYMOUTH — Trailduster 2 W.D.	78-61	R	GMC — Jimmy 4 W.D. Full Size (K & V Models)	91-73	R
			PLYMOUTH — Trailduster 4 W.D.	78-61	R			

# RANCHO Block Kits

Vehicle	Year	Pos.	Vehicle	Year	Pos.	Vehicle	Year	Pos.
<b>RS70054 — Continued</b>			<b>RS72154 (No Parts Pack)</b>			<b>GMC — Jimmy 4 W.D. Full Size (K &amp; V Models)</b>	91-73	R
<b>GMC — Pickup (½ Ton) 4 W.D. (Sierra, K &amp; V Models)</b>	87-73	R	<b>CHEVROLET — Pickup (¾ Ton) 4 W.D. (Silverado, K &amp; V Models)</b>	82-80	R	<b>GMC — Pickup (½ Ton) 4 W.D. (Sierra, K &amp; V Models)</b>	87-73	R
<b>GMC — Suburban (½ Ton) 4 W.D.</b>	91-73	R	<b>CHEVROLET — Pickup (1 Ton) 4 W.D. (Silverado, K &amp; V Models)</b>	83-77	R	<b>GMC — Suburban (½ Ton) 4 W.D.</b>	91-73	R
<b>RS70074 (No Parts Pack)</b>			<b>DODGE — Pickup (1 Ton) 4 W.D. (Ram 3500 &amp; W Models)</b>	74-69	R	<b>RS80254 (No Parts Pack)</b>		
<b>CHEVROLET — Suburban 2 W.D.</b>	08-07	R	<b>GMC — Pickup (¾ Ton) 4 W.D. (Sierra, K &amp; V Models)</b>	82-80	R	<b>CHEVROLET — Pickup (¾ Ton) 4 W.D. (Silverado, K &amp; V Models)</b>	83-73	R
<b>RS70075 (No Parts Pack)</b>			<b>GMC — Pickup (1 Ton) 4 W.D. (Sierra, K &amp; V Models)</b>	83-77	R	<b>CHEVROLET — Suburban (¾ Ton) 4 W.D.</b>	83-73	R
<b>CHEVROLET — Avalanche 2 W.D.</b>	08-07	R	<b>RS75114 (No Parts Pack)</b>			<b>GMC — Pickup (¾ Ton) 4 W.D. (Sierra, K &amp; V Models)</b>	83-73	R
<b>RS70075 — Continued</b>			<b>FORD — Bronco (Full Size Models) 4 W.D.</b>	79-78	R	<b>GMC — Suburban (¾ Ton) 4 W.D.</b>	83-73	R
<b>CHEVROLET — Avalanche 4 W.D.</b>	08-07	R	<b>RS75115 (No Parts Pack)</b>			<b>RS81054 (No Parts Pack)</b>		
<b>CHEVROLET — Suburban (½ Ton) 4 W.D.</b>	08-07	R	<b>FORD — Pickup (¾ Ton) 4 W.D. (F Series)</b>	96-81	R	<b>CHEVROLET — Blazer 4 W.D. Full Size (K &amp; V Models)</b>	72-69	R
<b>CHEVROLET — Tahoe 2 W.D.</b>	08-07	R	<b>RS75118 (No Parts Pack)</b>			<b>CHEVROLET — Pickup (½ Ton) 4 W.D. (Silverado, K &amp; V Models)</b>	72-67	R
<b>CHEVROLET — Tahoe 4 W.D.</b>	08-07	R	<b>FORD — Pickup (½ Ton) 4 W.D. (F Series)</b>	79-73	R	<b>CHEVROLET — Pickup (¾ Ton) 4 W.D. (Silverado, K &amp; V Models)</b>	72-67	R
<b>GMC — Yukon 2 W.D.</b>	08-07	R	<b>FORD — Pickup (¾ Ton) 4 W.D. (F Series)</b>	79-77	R	<b>RS80154 — Continued</b>		
<b>GMC — Yukon 4 W.D.</b>	08-07	R	<b>RS77011 (No Parts Pack)</b>			<b>CHEVROLET — Suburban (½ Ton) 4 W.D.</b>	72-67	R
<b>GMC — Yukon XL (½ Ton) 2 W.D.</b>	08-07	R	<b>TOYOTA — Landcruiser</b>	80-64	F	<b>CHEVROLET — Suburban (¾ Ton) 4 W.D.</b>	72-67	R
<b>RS70075 — Continued</b>			<b>RS77016 (No Parts Pack)</b>			<b>GMC — Jimmy 4 W.D. Full Size (K &amp; V Models)</b>	72-69	R
<b>GMC — Yukon XL (½ Ton) 4 W.D.</b>	08-07	R	<b>JEEP — CJ Series 4 W.D.</b>	86-76	F	<b>GMC — Pickup (½ Ton) 4 W.D. (Sierra, K &amp; V Models)</b>	72-67	R
<b>RS70076 (No Parts Pack)</b>			<b>JEEP — Scrambler 4 W.D.</b>	86-76	F	<b>GMC — Pickup (¾ Ton) 4 W.D. (Sierra, K &amp; V Models)</b>	72-67	R
<b>INFINITI — QX56</b>	08-04	R	<b>RS77021 (No Parts Pack)</b>			<b>GMC — Suburban (½ Ton) 4 W.D.</b>	72-67	R
<b>NISSAN — Armada</b>	08-04	R	<b>INTERNATIONAL — Scout</b>	74-72	F	<b>GMC — Suburban (¾ Ton) 4 W.D.</b>	72-67	R
<b>RS70077 (No Parts Pack)</b>			<b>RS80053 (No Parts Pack)</b>			<b>RS82054 (No Parts Pack)</b>		
<b>NISSAN — Pathfinder 2 W.D.</b>	08-05	R	<b>FORD — Pickup (¾ Ton) 4 W.D. (F Series)</b>	04-99	R	<b>DODGE — Pickup (½ Ton) 4 W.D. (Ram 1500 &amp; W Models)</b>	93-74	R
<b>NISSAN — Pathfinder 4 W.D.</b>	08-05	R	<b>FORD — Pickup (1 Ton) 4 W.D. (F Series)</b>	04-99	R			
<b>RS70078 (No Parts Pack)</b>			<b>RS80054 (No Parts Pack)</b>					
<b>NISSAN — Xterra 2 W.D.</b>	08-05	R	<b>CHEVROLET — Blazer 4 W.D. Full Size (K &amp; V Models)</b>	91-73	R			
<b>NISSAN — Xterra 4 W.D.</b>	08-05	R	<b>CHEVROLET — Pickup (½ Ton) 4 W.D. (Silverado, K &amp; V Models)</b>	87-73	R			
<b>RS70079 (No Parts Pack)</b>			<b>CHEVROLET — Suburban (½ Ton) 4 W.D.</b>	91-73	R			
<b>TOYOTA — 4 Runner</b>	02-96	R	<b>CHEVROLET — Suburban (¾ Ton) 4 W.D.</b>	91-73	R			
<b>RS70080 (No Parts Pack)</b>								
<b>TOYOTA — 4 Runner</b>	08-03	R						
<b>TOYOTA — FJ Cruiser</b>	08-06	R						
<b>RS70081 (No Parts Pack)</b>								
<b>TOYOTA — Sequoia</b>	08-01	R						

# RANCHO Coil Spring Kits, Black

Vehicle	Year	Pos.	Vehicle	Year	Pos.	Vehicle	Year	Pos.
<b>DODGE — Pickup (¾ Ton) 4 W.D. (Ram 2500 &amp; W Models)</b>	93-74	R	<b>GMC — Pickup (¾ Ton) 4 W.D. (Sierra, K &amp; V Models)</b>	82-80	R	<b>RS80116B (No Parts Pack)</b>		
<b>DODGE — Pickup (1 Ton) 4 W.D. (Ram 3500 &amp; W Models)</b>	93-74	R	<b>RS82157 (No Parts Pack)</b>			<b>FORD — Pickup (¾ Ton) 4 W.D. (F Series)</b>	08-05	F
<b>DODGE — Ramcharger 4 W.D.</b>	93-74	R	<b>PLYMOUTH — Trailduster 2 W.D.</b>	78-72	R	<b>FORD — Pickup (1 Ton) 4 W.D. (F Series)</b>	08-05	F
<b>PLYMOUTH — Trailduster 4 W.D.</b>	77-74	R	<b>RS720001 (No Parts Pack)</b>			<b>RS80117B (No Parts Pack)</b>		
<b>RS82154 (No Parts Pack)</b>			<b>JEEP — Wrangler (JK Series)</b>	08-07	R	<b>FORD — Pickup (¾ Ton) 4 W.D. (F Series)</b>	08-05	F
<b>CHEVROLET — Pickup (¾ Ton) 4 W.D. (Silverado, K &amp; V Models)</b>	82-80	R	<b>RS720002 (No Parts Pack)</b>			<b>FORD — Pickup (1 Ton) 4 W.D. (F Series)</b>	08-05	F
<b>DODGE — Pickup (½ Ton) 4 W.D. (Ram 1500 &amp; W Models)</b>	74-69	R						
<b>DODGE — Pickup (¾ Ton) 4 W.D. (Ram 2500 &amp; W Models)</b>	74-61	R						

# RANCHO Steering Stabilizer Complete Kits

Vehicle	Year	Pos.	Vehicle	Year	Pos.	Vehicle	Year	Pos.
<b>RS80118B (No Parts Pack)</b>			<b>CHEVROLET — Pickup (½ Ton)</b>	98-88	ST	<b>CHEVROLET — Suburban</b>	91-73	ST
FORD — Pickup (¾ Ton) 4 W.D. (F Series)	08-05	F	4 W.D. (Silverado, K & V Models)			4 W.D.		
FORD — Pickup (1 Ton) 4 W.D. (F Series)	08-05	F	<b>CHEVROLET — Pickup (¾ Ton)</b>	00-88	ST	FORD — Bronco (Full Size Models) 4 W.D.	69-66	ST
<b>RS80119B (No Parts Pack)</b>			4 W.D. (Silverado, K & V Models)			GMC — Jimmy 4 W.D. Full Size (K & V Models)	91-73	ST
FORD — Pickup (¾ Ton) 4 W.D. (F Series)	08-05	F	<b>CHEVROLET — Pickup (1 Ton)</b>	00-88	ST	GMC — Pickup (½ Ton) 4 W.D. (Sierra, K & V Models)	87-73	ST
FORD — Pickup (1 Ton) 4 W.D. (F Series)	08-05	F	4 W.D. (Silverado, K & V Models)			GMC — Pickup (¾ Ton) 4 W.D. (Sierra, K & V Models)	87-73	ST
<b>RS80120B (No Parts Pack)</b>			<b>CHEVROLET — Tahoe</b>	00-95	ST	GMC — Pickup (1 Ton) 4 W.D. (Sierra, K & V Models)	91-73	ST
DODGE — Pickup (¾ Ton) 4 W.D. (Ram 2500 & W Models)	08-03	F	GMC — Pickup (½ Ton) 4 W.D. (Sierra, K & V Models)	98-88	ST	GMC — Suburban 4 W.D.	91-73	ST
DODGE — Pickup (1 Ton) 4 W.D. (Ram 3500 & W Models)	08-03	F	GMC — Pickup (¾ Ton) 4 W.D. (Sierra, K & V Models)	00-88	ST	JEEP — Pickup Pioneer (J Series) 4 W.D.	86-74	ST
<b>RS80121B (No Parts Pack)</b>			GMC — Pickup (1 Ton) 4 W.D. (Sierra, K & V Models)	00-88	ST	JEEP — Wagoneer 4 W.D.	91-74	ST
DODGE — Pickup (¾ Ton) 4 W.D. (Ram 2500 & W Models)	08-03	F	GMC — Yukon 4 W.D.	00-92	ST	<b>RS97335 (No Parts Pack)</b>		
DODGE — Pickup (1 Ton) 4 W.D. (Ram 3500 & W Models)	08-03	F	<b>RS97267 (No Parts Pack)</b>			FORD — Bronco (Full Size Models) 4 W.D.	79-70	ST
<b>RS80122B (No Parts Pack)</b>			<b>CHEVROLET — Pickup (½ Ton)</b>	98-88	ST	FORD — Pickup (½ Ton) 4 W.D. (F Series)	79-70	ST
DODGE — Pickup (½ Ton) 4 W.D. (Ram 1500 & W Models)	08-06	F	2 W.D. (Silverado, C & R Models)			<b>RS97345 (No Parts Pack)</b>		
DODGE — Pickup (¾ Ton) 4 W.D. (Ram 2500 & W Models)	08-06	F	<b>CHEVROLET — Pickup (¾ Ton)</b>	00-88	ST	<b>CHEVROLET — Pickup (½ Ton)</b>	59-50	ST
<b>RS97264 (No Parts Pack)</b>			2 W.D. (Silverado, C & R Models)			2 W.D. (Silverado, C & R Models)		
TOYOTA — Pickup (Compact) Series 4 W.D.	92-86	ST	<b>CHEVROLET — Suburban</b>	99-92	ST	<b>CHEVROLET — Pickup (¾ Ton)</b>	59-50	ST
<b>RS97265 (No Parts Pack)</b>			2 W.D.			2 W.D. (Silverado, C & R Models)		
<b>CHEVROLET — Blazer</b>	97-82	ST	GMC — Pickup (½ Ton) 2 W.D. (Sierra, C & R Models)	98-88	ST	<b>RS97345 — Continued</b>		
Compact - Inc. S Models			<b>RS97267 — Continued</b>			<b>CHEVROLET — Pickup (1 Ton)</b>	59-50	ST
<b>CHEVROLET — Blazer</b>	94-92	ST	GMC — Pickup (¾ Ton) 2 W.D. (Sierra, C & R Models)	00-88	ST	2 W.D. (Silverado, C & R Models)		
Full Size (K & V Models)			GMC — Suburban 2 W.D.	99-92	ST	<b>CHEVROLET — Van (½ Ton)</b>	71-65	ST
<b>CHEVROLET — Pickup (½ Ton)</b>	98-88	ST	<b>NISSAN — Pathfinder</b>	95-86	ST	Express & G Models - Inc. Sportvan		
4 W.D. (Silverado, K & V Models)			2 W.D.	95-86	ST	<b>DANA AXLES — 4WD Front Steering Axles</b>		
<b>CHEVROLET — Pickup (¾ Ton)</b>	00-88	ST	<b>NISSAN — Pathfinder</b>	95-86	ST	<b>DODGE — Pickup (½ Ton)</b>	71-54	ST
4 W.D. (Silverado, K & V Models)			4 W.D.	95-86	ST	2 W.D. (Ram 1500 & D Models)		
<b>CHEVROLET — Pickup (1 Ton)</b>	00-88	ST	<b>NISSAN — Pickup Series</b>	95-86	ST	<b>DODGE — Pickup (¾ Ton)</b>	71-54	ST
4 W.D. (Silverado, K & V Models)			4 W.D.	95-86	ST	2 W.D. (Ram 2500 & D Models)		
<b>CHEVROLET — Pickup S-Models (Light Duty)</b>	97-82	ST	<b>NISSAN — Terrano</b>	95-86	ST	<b>DODGE — Pickup (1 Ton)</b>	71-54	ST
4 W.D. (Sonoma)			2 W.D.	95-86	ST	2 W.D. (Ram 3500 & D Models)		
<b>CHEVROLET — Suburban</b>	97-92	ST	<b>NISSAN — Terrano</b>	95-86	ST	FORD — Pickup (½ Ton) 2 W.D. (F Series)	64-50	ST
4 W.D.			4 W.D.	95-86	ST	FORD — Pickup (¾ Ton) 2 W.D. (F Series)	64-50	ST
<b>CHEVROLET — Tahoe</b>	98-95	ST	<b>RS97270 (No Parts Pack)</b>			FORD — Pickup (1 Ton) 2 W.D. (F Series)	64-50	ST
GMC — Jimmy 4 W.D. Compact - Inc. S Models	97-82	ST	<b>CHEVROLET — Pickup LUV (Light Duty)</b>	82-79	ST	FORD — Van (½ Ton) E Series - Inc. Club Wagon	68-61	ST
GMC — Pickup (½ Ton) 4 W.D. (Sierra, K & V Models)	98-88	ST	ISUZU — Amigo 2 W.D.	97-89	ST	FORD — Van (¾ Ton) E Series - Inc. Club Wagon	68-61	ST
GMC — Pickup (¾ Ton) 4 W.D. (Sierra, K & V Models)	00-88	ST	ISUZU — Pickup Series 2 W.D.	91-89	ST	GMC — Pickup (½ Ton) 2 W.D. (Sierra, C & R Models)	59-50	ST
GMC — Pickup (1 Ton) 4 W.D. (Sierra, K & V Models)	00-88	ST	ISUZU — Pickup Series 4 W.D.	83-82	ST	GMC — Pickup (¾ Ton) 2 W.D. (Sierra, C & R Models)	59-50	ST
GMC — Pickup S Models (Light Duty) 4 W.D. (Sonoma)	97-82	ST	ISUZU — Rodeo 2 W.D.	97-89	ST	GMC — Pickup (1 Ton) 2 W.D. (Sierra, C & R Models)	59-50	ST
GMC — Suburban 4 W.D.	97-92	ST	<b>RS97273 (No Parts Pack)</b>			GMC — Van (½ Ton) Savana & G Models - Inc. Rally & Vandura	71-65	ST
GMC — Yukon 4 W.D.	98-92	ST	TOYOTA — 4 Runner	93-86	ST	<b>INTERNATIONAL — Pickup (Full Size) 2 W.D.</b>	74-59	ST
<b>OLDSMOBILE — Bravada</b>	97-91	ST	TOYOTA — Pickup (Compact) Series 4 W.D.	94-86	ST	<b>INTERNATIONAL — Scout</b>	68-61	ST
4 W.D.			TOYOTA — Pickup T100 Series (Full Size) 4 W.D.	96-93	ST	<b>INTERNATIONAL — Travelall</b>	74-59	ST
<b>RS97266 (No Parts Pack)</b>			<b>RS97325 (No Parts Pack)</b>			2 W.D.		
<b>CHEVROLET — Blazer</b>	94-92	ST	<b>CHEVROLET — Blazer</b>	91-73	ST	ISUZU — Pickup Series 4 W.D.	91-89	ST
Full Size (K & V Models)			4 W.D. (K & V Models)					
			<b>CHEVROLET — Pickup (½ Ton)</b>	87-73	ST			
			4 W.D. (Silverado, K & V Models)					
			<b>CHEVROLET — Pickup (¾ Ton)</b>	87-73	ST			
			4 W.D. (Silverado, K & V Models)					
			<b>CHEVROLET — Pickup (1 Ton)</b>	91-73	ST			
			4 W.D. (Silverado, K & V Models)					

# RANCHO Steering Stabilizer Complete Kits

Vehicle	Year	Pos.	Vehicle	Year	Pos.	Vehicle	Year	Pos.
ISUZU — Trooper & Trooper II 4 W.D.	90-84	ST	CHEVROLET — Pickup (¾ Ton) 2 W.D. (Silverado, C & R Models)	89-67	ST	<b>RS97488 (No Parts Pack)</b>		
JEEP — CJ Series 4 W.D.	86-41	ST	CHEVROLET — Pickup (1 Ton) 2 W.D. (Silverado, C & R Models)	91-67	ST	FORD — Pickup (¾ Ton) 4 W.D. (F Series)	04-99	ST
JEEP — DJ Dispatcher 4 W.D.	74-49	ST	CHEVROLET — Suburban 2 W.D.	91-67	ST	FORD — Pickup (1 Ton) 4 W.D. (F Series)	04-99	ST
JEEP — Jeepster (Inc. Commando) 4 W.D.	73-66	ST	DODGE — Pickup (½ Ton) 2 W.D. (Ram 1500 & D Models)	93-72	ST	<b>RS97489 (No Parts Pack)</b>		
JEEP — M Series (Military Jeep) 4 W.D.	75-41	ST	DODGE — Pickup (¾ Ton) 2 W.D. (Ram 2500 & D Models)	93-72	ST	FORD — Bronco (Full Size Models) 4 W.D.	96-80	ST
JEEP — Scrambler 4 W.D.	86-76	ST	DODGE — Pickup (1 Ton) 2 W.D. (Ram 3500 & D Models)	93-72	ST	FORD — Pickup (½ Ton) 4 W.D. (F Series)	96-80	ST
PLYMOUTH — PB Models (½ Ton) Van	71-54	ST	GMC — Jimmy 2 W.D. Full Size (C Models)	83-69	ST	<b>RS97500 (No Parts Pack)</b>		
PLYMOUTH — PB Models (¾ Ton) Van	71-54	ST	GMC — Pickup (½ Ton) 2 W.D. (Sierra, C & R Models)	87-67	ST	CHEVROLET — Blazer 4 W.D. Full Size (K & V Models)	91-69	ST
PLYMOUTH — PB Models (1 Ton) Van	71-54	ST	GMC — Pickup (¾ Ton) 2 W.D. (Sierra, C & R Models)	89-67	ST	CHEVROLET — Pickup (½ Ton) 4 W.D. (Silverado, K & V Models)	87-67	ST
SUZUKI — Samurai 4 W.D.	90-85	ST	GMC — Pickup (1 Ton) 2 W.D. (Sierra, C & R Models)	91-67	ST	CHEVROLET — Pickup (¾ Ton) 4 W.D. (Silverado, K & V Models)	87-67	ST
SUZUKI — Santana 4 W.D.	90-85	ST	GMC — Suburban 2 W.D.	91-67	ST	CHEVROLET — Suburban 4 W.D.	91-67	ST
<b>RS97355 (No Parts Pack)</b>			<b>RS97435 (No Parts Pack)</b>			FORD — Bronco (Full Size Models) 4 W.D.	79-78	ST
CHEVROLET — Pickup (½ Ton) 4 W.D. (Silverado, K & V Models)	72-58	ST	LAND ROVER — Defender 90	81-59	ST	FORD — Pickup (½ Ton) 4 W.D. (F Series)	79-70	ST
CHEVROLET — Pickup (¾ Ton) 4 W.D. (Silverado, K & V Models)	72-58	ST	TOYOTA — Landcruiser	84-55	ST	GMC — Jimmy 4 W.D. Full Size (K & V Models)	91-69	ST
DANA AXLES — 4WD Front Steering Axles		ST	<b>RS97445 (No Parts Pack)</b>			GMC — Pickup (½ Ton) 4 W.D. (Sierra, K & V Models)	87-67	ST
DODGE — Pickup (½ Ton) 4 W.D. (Ram 1500 & W Models)	93-60	ST	FORD — Pickup (¾ Ton) 4 W.D. (F Series)	79-77	ST	GMC — Pickup (¾ Ton) 4 W.D. (Sierra, K & V Models)	87-67	ST
DODGE — Pickup (¾ Ton) 4 W.D. (Ram 2500 & W Models)	93-60	ST	FORD — Pickup (1 Ton) 4 W.D. (F Series)	1979	ST	GMC — Suburban 4 W.D.	91-67	ST
<b>RS97355 — Continued</b>			<b>RS97481 (No Parts Pack)</b>			<b>RS98501 (No Parts Pack)</b>		
DODGE — Pickup (1 Ton) 4 W.D. (Ram 3500 & W Models)	93-60	ST	FORD — Bronco (Full Size Models) 4 W.D.	89-80	ST	CHEVROLET — Blazer 4 W.D. Full Size (K & V Models)	91-69	ST
DODGE — Ramcharger 4 W.D.	93-70	ST	FORD — Bronco II 2 W.D.	90-83	ST	CHEVROLET — Pickup (½ Ton) 4 W.D. (Silverado, K & V Models)	87-67	ST
FORD — Pickup (¾ Ton) 4 W.D. (F Series)	77-59	ST	FORD — Bronco II 4 W.D.	90-83	ST	CHEVROLET — Pickup (¾ Ton) 4 W.D. (Silverado, K & V Models)	87-67	ST
FORD — Pickup (1 Ton) 4 W.D. (F Series)	77-59	ST	FORD — Pickup (½ Ton) 4 W.D. (F Series)	96-80	ST	CHEVROLET — Suburban 4 W.D.	91-67	ST
GMC — Pickup (½ Ton) 4 W.D. (Sierra, K & V Models)	72-58	ST	FORD — Pickup (¾ Ton) 4 W.D. (F Series)	96-80	ST	DODGE — Pickup (½ Ton) 4 W.D. (Ram 1500 & W Models)	93-60	ST
GMC — Pickup (¾ Ton) 4 W.D. (Sierra, K & V Models)	72-58	ST	FORD — Pickup (1 Ton) 4 W.D. (F Series)	97-80	ST	DODGE — Pickup (¾ Ton) 4 W.D. (Ram 2500 & W Models)	93-60	ST
INTERNATIONAL — Pickup (Full Size) 4 W.D.	75-60	ST	FORD — Pickup Ranger (Light Duty) 2 W.D.	91-83	ST	DODGE — Pickup (1 Ton) 4 W.D. (Ram 3500 & W Models)	93-60	ST
INTERNATIONAL — Scout 4 W.D.	81-69	ST	FORD — Pickup Ranger (Light Duty) 4 W.D.	97-83	ST	DODGE — Ramcharger 4 W.D.	93-70	ST
INTERNATIONAL — Travelall 4 W.D.	75-60	ST	MAZDA — Pickup B Series 4 W.D.	97-94	ST	FORD — Bronco (Full Size Models) 4 W.D.	79-78	ST
JEEP — Jeepster (Inc. Commando) 4 W.D.	63-47	ST	<b>RS97484 (No Parts Pack)</b>			FORD — Pickup (½ Ton) 4 W.D. (F Series)	79-70	ST
JEEP — Pickup Gladiator (J Series) 4 W.D.	73-47	ST	TOYOTA — 4 Runner	85-84	ST	GMC — Jimmy 4 W.D. Full Size (K & V Models)	91-69	ST
PLYMOUTH — Trailduster 4 W.D.	78-70	ST	TOYOTA — Pickup (Compact) Series 4 W.D.	94-84	ST	GMC — Pickup (½ Ton) 4 W.D. (Sierra, K & V Models)	87-67	ST
<b>RS97385 (No Parts Pack)</b>			<b>RS97485 (No Parts Pack)</b>					
CHEVROLET — Blazer 2 W.D. Full Size (C Models)	83-69	ST	TOYOTA — Pickup (Compact) Series 4 W.D.	83-79	ST			
CHEVROLET — Pickup (½ Ton) 2 W.D. (Silverado, C & R Models)	87-67	ST						

# RANCHO RS9000 Triple X Spring Seat Shock Absorber

Vehicle	Year	Pos.	Vehicle	Year	Pos.	Vehicle	Year	Pos.
GMC — Pickup (¾ Ton) 4 W.D. (Sierra, K & V Models)	87-67	ST				PLYMOUTH — Trailduster	78-70	ST
GMC — Suburban 4 W.D.	91-67	ST						

# RANCHO RS9000XL Shock Absorbers

Vehicle	Year	Pos.	Vehicle	Year	Pos.	Vehicle	Year	Pos.
4 W.D.			GMC — Yukon 4 W.D.	99-92	F	TOYOTA — 4 Runner	85-84	F
<b>RS98506 (No Parts Pack)</b>			<b>RS999005 (No Parts Pack)</b>			TOYOTA — Pickup (Compact) Series 4 W.D.	85-79	F
FORD — Bronco (Full Size Models) 4 W.D.	91-80	ST	DODGE — Pickup (½ Ton) 4 W.D. (Ram 1500 & W Models)	93-72	R	<b>RS999028 (No Parts Pack)</b>		
FORD — Pickup (½ Ton) 4 W.D. (F Series)	93-80	ST	DODGE — Pickup (¾ Ton) 4 W.D. (Ram 2500 & W Models)	93-72	R	EXTENDED LENGTH SHOCKS — For Custom Off Road Use Only		B
<b>RS98508 (No Parts Pack)</b>			DODGE — Pickup (1 Ton) 4 W.D. (Ram 3500 & W Models)	93-69	R	<b>RS999029 (No Parts Pack)</b>		
FORD — Bronco (Full Size Models) 4 W.D.	96-80	ST	DODGE — Ramcharger 4 W.D.	93-74	R	DODGE — Durango 4 W.D.	03-98	F
FORD — Pickup (½ Ton) 4 W.D. (F Series)	96-80	ST	PLYMOUTH — Trailduster 4 W.D.	83-74	R	DODGE — Pickup Dakota 4 W.D.	04-97	F
<b>RS98509 (No Parts Pack)</b>			<b>RS999006 (No Parts Pack)</b>			FORD — Bronco (Full Size Models) 4 W.D.	96-80	F
FORD — Pickup (¾ Ton) 4 W.D. (F Series)	04-99	ST	TOYOTA — Pickup Tacoma 2 W.D.	04-95	R	FORD — Pickup (½ Ton) 2 W.D. (F Series)	96-80	F
FORD — Pickup (1 Ton) 4 W.D. (F Series)	04-99	ST	<b>RS999008 (No Parts Pack)</b>			FORD — Pickup (½ Ton) 4 W.D. (F Series)	96-80	F
<b>RS98510 (No Parts Pack)</b>			DODGE — Pickup (½ Ton) 4 W.D. (Ram 1500 & W Models)	01-94	F	FORD — Pickup (¾ Ton) 2 W.D. (F Series)	97-80	F
FORD — Pickup (¾ Ton) 4 W.D. (F Series)	07-05	ST	DODGE — Pickup (¾ Ton) 4 W.D. (Ram 2500 & W Models)	02-94	F	FORD — Pickup (1 Ton) 2 W.D. (F Series)	98-80	F
FORD — Pickup (1 Ton) 4 W.D. (F Series)	07-05	ST	ISUZU — Amigo 2 W.D.	95-89	R	NISSAN — Terrano 2 W.D.	95-86	F
<b>RS98511 (No Parts Pack)</b>			ISUZU — Amigo 4 W.D.	95-89	R	NISSAN — Terrano 4 W.D.	95-86	F
DODGE — Pickup (½ Ton) 4 W.D. (Ram 1500 & W Models)	08-06	ST	ISUZU — Pickup Series 2 W.D.	90-89	R	<b>RS999034 (No Parts Pack)</b>		
DODGE — Pickup (¾ Ton) 4 W.D. (Ram 2500 & W Models)	08-03	ST	ISUZU — Pickup Series 4 W.D.	90-89	R	EXTENDED LENGTH SHOCKS — For Custom Off Road Use Only		B
<b>RS99799 (No Parts Pack)</b>			<b>RS999009 (No Parts Pack)</b>			<b>RS999036 (No Parts Pack)</b>		
GMC — Yukon 4 W.D.	08-07	F	FORD — Pickup (½ Ton) 2 W.D. (F Series)	79-70	R	EXTENDED LENGTH SHOCKS — For Custom Off Road Use Only		B
<b>RS999001 (No Parts Pack)</b>			FORD — Pickup (½ Ton) 4 W.D. (F Series)	79-70	R	<b>RS999039 (No Parts Pack)</b>		
CHEVROLET — Blazer 4 W.D. Full Size (K & V Models)	94-69	F	<b>RS999009 — Continued</b>			FORD — Bronco II 2 W.D.	89-86	F
CHEVROLET — Pickup (½ Ton) 4 W.D. (Silverado, K & V Models)	96-69	F	FORD — Pickup (¾ Ton) 2 W.D. (F Series)	79-70	R	FORD — Bronco II 4 W.D.	89-83	F
CHEVROLET — Pickup (¾ Ton) 4 W.D. (Silverado, K & V Models)	98-69	F	FORD — Pickup (¾ Ton) 4 W.D. (F Series)	79-77	R	FORD — Explorer 2 W.D.	94-90	F
CHEVROLET — Pickup (1 Ton) 4 W.D. (Silverado, K & V Models)	99-77	F	<b>RS999010 (No Parts Pack)</b>			FORD — Explorer 4 W.D.	94-90	F
CHEVROLET — Suburban (½ Ton) 4 W.D.	91-69	F	DODGE — Durango 4 W.D.	02-98	R	FORD — Pickup Ranger (Light Duty) 2 W.D.	97-83	F
CHEVROLET — Suburban (¾ Ton) 4 W.D.	87-69	F	DODGE — Pickup Dakota 4 W.D.	02-97	R	FORD — Pickup Ranger (Light Duty) 4 W.D.	97-83	F
CHEVROLET — Suburban 4 W.D.	98-69	F	FORD — Pickup Ranger (Light Duty) 4 W.D.	92-83	R	FORD — Van (½ Ton) E Series - Inc. Club Wagon	91-75	F
CHEVROLET — Tahoe 4 W.D.	99-95	F	MAZDA — Pickup B Series 4 W.D.	97-94	R	MAZDA — Navajo 2 W.D.	94-90	F
GMC — Jimmy 4 W.D. Full Size (K & V Models)	91-69	F	<b>RS999012 (No Parts Pack)</b>			MAZDA — Navajo 4 W.D.	94-90	F
GMC — Pickup (½ Ton) 4 W.D. (Sierra, K & V Models)	96-69	F	EXTENDED LENGTH SHOCKS — For Custom Off Road Use Only		B	MAZDA — Pickup B Series 2 W.D.	97-94	F
GMC — Pickup (¾ Ton) 4 W.D. (Sierra, K & V Models)	98-69	F	<b>RS999014 (No Parts Pack)</b>			MAZDA — Pickup B Series 4 W.D.	97-87	F
GMC — Pickup (1 Ton) 4 W.D. (Sierra, K & V Models)	98-77	F	FORD — Pickup (½ Ton) 4 W.D. (F Series)	79-77	F	<b>RS999040 (No Parts Pack)</b>		
GMC — Suburban (½ Ton) 4 W.D.	91-69	F	FORD — Pickup (¾ Ton) 4 W.D. (F Series)	65-61	F	TOYOTA — Pickup Tundra 4 W.D.	06-00	R
GMC — Suburban (¾ Ton) 4 W.D.	87-69	F	<b>RS999017 (No Parts Pack)</b>			<b>RS999042 (No Parts Pack)</b>		
GMC — Suburban 4 W.D.	99-69	F	FORD — Bronco (Full Size Models) 4 W.D.	79-78	F	FORD — Pickup (¾ Ton) 4 W.D. (F Series)	07-05	F
			FORD — Pickup (½ Ton) 4 W.D. (F Series)	79-78	F	FORD — Pickup (1 Ton) 4 W.D. (F Series)	08-05	F
						<b>RS999043 (No Parts Pack)</b>		
						FORD — Pickup (¾ Ton) 4 W.D. (F Series)	08-05	F



# RANCHO RS900XL Shock Absorbers

Vehicle	Year	Pos.	Vehicle	Year	Pos.	Vehicle	Year	Pos.
FORD — Pickup (1 Ton) 4 W.D. (F Series)	08-05	F	CHEVROLET — Suburban 4 W.D.	08-00	R	<b>RS999061 (No Parts Pack)</b>		
<b>RS999044 (No Parts Pack)</b>			DODGE — Pickup (½ Ton) 4 W.D. (Ram 1500 & W Models)	08-02	R	JEEP — Wrangler (TJ Series)	06-97	F
DODGE — Pickup (¾ Ton) 4 W.D. (Ram 2500 & W Models)	08-94	F	DODGE — Pickup (¾ Ton) 4 W.D. (Ram 2500 & W Models)	08-03	R	<b>RS999062 (No Parts Pack)</b>		
FORD — Pickup (¾ Ton) 4 W.D. (F Series)	08-05	F	DODGE — Pickup (1 Ton) 4 W.D. (Ram 3500 & W Models)	08-03	R	JEEP — Wrangler (TJ Series)	06-97	R
FORD — Pickup (1 Ton) 4 W.D. (F Series)	08-05	F	GMC — Pickup (½ Ton) 4 W.D. (Sierra, K & V Models)	07-06	R	<b>RS999112 (No Parts Pack)</b>		
<b>RS999045 (No Parts Pack)</b>			GMC — Pickup (¾ Ton) 2 W.D. (Sierra, C & R Models)	03-01	R	CHEVROLET — Blazer 4 W.D. Full Size (K & V Models)	91-69	R
FORD — Pickup (¾ Ton) 4 W.D. (F Series)	08-99	R	GMC — Pickup (¾ Ton) 4 W.D. (Sierra, K & V Models)	08-01	R	CHEVROLET — Blazer 2 W.D. Full Size (C Models)	83-69	R
FORD — Pickup (1 Ton) 4 W.D. (F Series)	08-05	R	GMC — Yukon XL (¾ Ton) 4 W.D.	08-99	R	CHEVROLET — Pickup (½ Ton) 4 W.D. (Silverado, K & V Models)	87-67	R
<b>RS999046 (No Parts Pack)</b>			HUMMER — H2	08-00	R	CHEVROLET — Pickup (¾ Ton) 4 W.D. (Silverado, K & V Models)	87-67	R
FORD — Pickup (¾ Ton) 2 W.D. (F Series)	07-05	R	<b>RS999057 (No Parts Pack)</b>			CHEVROLET — Pickup (1 Ton) 4 W.D. (Silverado, K & V Models)	68-67	R
FORD — Pickup (1 Ton) 2 W.D. (F Series)	08-05	R	CHEVROLET — Avalanche 4 W.D.	06-02	F	CHEVROLET — Suburban (½ Ton) 4 W.D.	91-67	R
FORD — Pickup (1 Ton) 4 W.D. (F Series)	08-05	R	CHEVROLET — Pickup (½ Ton) 4 W.D. (Silverado, K & V Models)	08-99	F	CHEVROLET — Suburban (¾ Ton) 4 W.D.	87-67	R
<b>RS999047 (No Parts Pack)</b>			CHEVROLET — Suburban 4 W.D.	06-00	F	CHEVROLET — Suburban 4 W.D.	91-67	R
FORD — Pickup (1 Ton) 4 W.D. (F Series)	08-05	R	CHEVROLET — Tahoe 4 W.D.	06-00	F	DODGE — Pickup (½ Ton) 2 W.D. (Ram 1500 & D Models)	00-94	R
<b>RS999048 (No Parts Pack)</b>			GMC — Pickup (½ Ton) 4 W.D. (Sierra, K & V Models)	07-99	F	FORD — Expedition 4 W.D.	02-97	R
FORD — Pickup (¾ Ton) 4 W.D. (F Series)	08-05	F	GMC — Yukon 4 W.D.	06-00	F	FORD — Pickup (½ Ton) 4 W.D. (F Series)	96-80	R
<b>RS999050 (No Parts Pack)</b>			GMC — Yukon XL (½ Ton) 4 W.D.	06-01	F	<b>RS999112 — Continued</b>		
FORD — Pickup (¾ Ton) 4 W.D. (F Series)	04-99	F	<b>RS999058 (No Parts Pack)</b>			FORD — Pickup (¾ Ton) 2 W.D. (F Series)	96-87	R
<b>RS999055 (No Parts Pack)</b>			CHEVROLET — Avalanche 4 W.D.	06-02	R	FORD — Pickup (¾ Ton) 4 W.D. (F Series)	99-80	R
CHEVROLET — Avalanche 4 W.D.	06-00	F	CHEVROLET — Suburban 4 W.D.	06-00	R	FORD — Pickup (1 Ton) 4 W.D. (F Series)	98-86	R
CHEVROLET — Pickup (½ Ton) 4 W.D. (Silverado, K & V Models)	07-06	F	CHEVROLET — Tahoe 4 W.D.	06-00	R	FORD — Pickup / Chassis Cab F-450 2 W.D.	98-93	F
CHEVROLET — Pickup (¾ Ton) 2 W.D. (Silverado, C & R Models)	03-01	F	DODGE — Pickup (¾ Ton) 4 W.D. (Ram 2500 & W Models)	08-05	R	GMC — Jimmy 4 W.D. Full Size (K & V Models)	91-69	R
CHEVROLET — Pickup (¾ Ton) 4 W.D. (Silverado, K & V Models)	08-01	F	GMC — Yukon 4 W.D.	06-00	R	GMC — Jimmy 2 W.D. Full Size (C Models)	83-69	R
CHEVROLET — Pickup (¾ Ton) 4 W.D. (Silverado, K & V Models)	08-99	F	GMC — Yukon XL (½ Ton) 4 W.D.	06-01	R	GMC — Pickup (½ Ton) 4 W.D. (Sierra, K & V Models)	87-67	R
CHEVROLET — Suburban 4 W.D.	08-00	F	<b>RS999059 (No Parts Pack)</b>			GMC — Pickup (¾ Ton) 4 W.D. (Sierra, K & V Models)	87-67	R
GMC — Pickup (½ Ton) 4 W.D. (Sierra, K & V Models)	07-06	F	CHEVROLET — Blazer 4 W.D. Full Size (K & V Models)	94-92	F	GMC — Pickup (1 Ton) 4 W.D. (Sierra, K & V Models)	68-67	R
GMC — Pickup (¾ Ton) 2 W.D. (Sierra, C & R Models)	03-01	F	CHEVROLET — Pickup (½ Ton) 4 W.D. (Silverado, K & V Models)	98-88	F	GMC — Suburban (½ Ton) 4 W.D.	91-67	R
GMC — Pickup (¾ Ton) 4 W.D. (Sierra, K & V Models)	08-01	F	CHEVROLET — Suburban 4 W.D.	99-92	F	GMC — Suburban (¾ Ton) 4 W.D.	87-67	R
GMC — Yukon XL (¾ Ton) 4 W.D.	08-99	F	CHEVROLET — Tahoe 4 W.D.	99-95	F	MAZDA — Suburban 4 W.D.	91-69	R
HUMMER — H2	08-00	F	GMC — Pickup (½ Ton) 4 W.D. (Sierra, K & V Models)	98-88	F	MAZDA — Pickup B Series 2 W.D.	05-01	R
<b>RS999056 (No Parts Pack)</b>			GMC — Suburban 4 W.D.	99-92	F	MAZDA — Pickup B Series 4 W.D.	05-98	R
CHEVROLET — Avalanche 4 W.D.	06-00	R	GMC — Yukon 4 W.D.	99-92	F	TOYOTA — Pickup (Compact) Series 4 W.D.	83-79	R
CHEVROLET — Pickup (½ Ton) 4 W.D. (Silverado, K & V Models)	07-06	R	<b>RS999060 (No Parts Pack)</b>			<b>RS999113 (No Parts Pack)</b>		
CHEVROLET — Pickup (¾ Ton) 2 W.D. (Silverado, C & R Models)	03-01	R	CHEVROLET — Blazer 4 W.D. Full Size (K & V Models)	94-92	R	CHEVROLET — Blazer 4 W.D. Full Size (K & V Models)	91-81	F
CHEVROLET — Pickup (¾ Ton) 4 W.D. (Silverado, K & V Models)	08-01	R	CHEVROLET — Pickup (½ Ton) 4 W.D. (Silverado, K & V Models)	98-88	R	CHEVROLET — Pickup (½ Ton) 2 W.D. (Silverado, C & R Models)	72-63	R
CHEVROLET — Pickup (¾ Ton) 4 W.D. (Silverado, K & V Models)	08-99	R	CHEVROLET — Suburban 4 W.D.	99-92	R	CHEVROLET — Pickup (½ Ton) 4 W.D. (Silverado, K & V Models)	87-81	F
			CHEVROLET — Tahoe 4 W.D.	99-95	R			
			GMC — Pickup (½ Ton) 4 W.D. (Sierra, K & V Models)	98-88	R			
			GMC — Suburban 4 W.D.	99-92	R			
			GMC — Yukon 4 W.D.	99-92	R			

# RANCHO RS9000XL Shock Absorbers

Vehicle	Year	Pos.	Vehicle	Year	Pos.	Vehicle	Year	Pos.
CHEVROLET — Pickup (¾ Ton) 2 W.D. (Silverado, C & R Models)	72-67	R	JEEP — Grand Wagoneer 4 W.D.	91-84	B	FORD — Pickup (½ Ton) 2 W.D. (F Series)	79-70	B
CHEVROLET — Pickup (¾ Ton) 4 W.D. (Silverado, K & V Models)	87-81	F	JEEP — Jeepster (Inc. Commando) 4 W.D.	73-69	B	FORD — Pickup (½ Ton) 4 W.D. (F Series)	96-80	F
CHEVROLET — Pickup (1 Ton) 2 W.D. (Silverado, C & R Models)	72-67	R	JEEP — M Series (Military Jeep) 4 W.D.	62-47	R		79-77	B
CHEVROLET — Suburban 4 W.D.	91-81	F	JEEP — Pickup Gladiator (J Series) 4 W.D.	75-53	B	FORD — Pickup (¾ Ton) 2 W.D. (F Series)	76-70	R
CHEVROLET — Van (½ Ton) Express & G Models - Inc. Sportvan	95-70	R	JEEP — Pickup Pioneer (J Series) 4 W.D.	52-41	R	FORD — Van (¾ Ton) E Series - Inc. Club Wagon	79-70	B
CHEVROLET — Van (¾ Ton) Express & G Models - Inc. Sportvan	95-70	R	JEEP — Scrambler 4 W.D.	73-63	B	FORD — Van (1 Ton) E Series - Inc. Club Wagon	91-75	R
CHEVROLET — Van (1 Ton) Express & G Models - Inc. Sportvan	91-70	R	JEEP — Wagoneer 4 W.D.	62-47	R	INTERNATIONAL — Scout	81-72	F
DODGE — Van (½ Ton) Ram & B Models - Inc. Wagon	03-70	R		86-82	B		1971	B
DODGE — Van (¾ Ton) Ram & B Models - Inc. Wagon	03-70	R	JEEP — Wrangler (YJ Series)	83-76	B	TOYOTA — 4 Runner	70-61	R
DODGE — Van (1 Ton) Ram & B Models - Inc. Wagon	03-70	R	MITSUBISHI — Pickup Series 2 W.D.	1975	F	TOYOTA — Pickup (Compact) Series 4 W.D.	85-84	F
FORD — Bronco (Full Size Models) 4 W.D.	79-66	R	NISSAN — Armada	96-86	R		85-79	F
FORD — Pickup (½ Ton) 4 W.D. (F Series)	65-61	R	NISSAN — Frontier 2 W.D.	96-79	R	<b>RS999116 (No Parts Pack)</b>		
<b>RS999113 — Continued</b>			NISSAN — Frontier 4 W.D.	08-04	R	CHEVROLET — Van (1 Ton) Express & G Models - Inc. Sportvan	95-92	R
FORD — Pickup (¾ Ton) 4 W.D. (F Series)	65-61	R	NISSAN — Pickup Series 2 W.D.	02-98	R	DODGE — Pickup (½ Ton) 2 W.D. (Ram 1500 & D Models)	93-61	R
GMC — Jimmy 4 W.D. Full Size (K & V Models)	91-81	F	NISSAN — Pickup Series 4 W.D.	03-98	R	DODGE — Pickup (½ Ton) 4 W.D. (Ram 1500 & W Models)	71-61	R
GMC — Jimmy 2 W.D. Full Size (C Models)	72-69	R	PLYMOUTH — PB Models (½ Ton) Van	97-86	R	DODGE — Pickup (¾ Ton) 2 W.D. (Ram 2500 & D Models)	93-61	R
GMC — Pickup (½ Ton) 2 W.D. (Sierra, C & R Models)	72-67	R	PLYMOUTH — PB Models (¾ Ton) Van	83-70	R	DODGE — Pickup (1 Ton) 2 W.D. (Ram 3500 & D Models)	93-72	R
GMC — Pickup (½ Ton) 4 W.D. (Sierra, K & V Models)	87-81	F	PLYMOUTH — Trailduster 4 W.D.	83-70	R	DODGE — Ramcharger 2 W.D.	93-75	R
GMC — Pickup (¾ Ton) 2 W.D. (Sierra, C & R Models)	72-67	R	<b>RS999113 — Continued</b>			<b>RS999116 — Continued</b>		
GMC — Pickup (¾ Ton) 4 W.D. (Sierra, K & V Models)	87-81	F	SUZUKI — Samurai 4 W.D.	87-85	R	DODGE — Ramcharger 4 W.D.	75-74	R
GMC — Pickup (1 Ton) 2 W.D. (Sierra, C & R Models)	72-67	R	TOYOTA — Landcruiser	84-75	F	FORD — Bronco (Full Size Models) 4 W.D.	96-94	R
GMC — Suburban 2 W.D.	68-63	R		74-64	B	FORD — Pickup (½ Ton) 2 W.D. (F Series)	96-80	R
GMC — Suburban 4 W.D.	91-81	F	U.S. POSTAL VEHICLE — FJ Series 2 W.D.	07-50	B	FORD — Pickup (½ Ton) 4 W.D. (F Series)	96-80	R
GMC — Van (½ Ton) Savana & G Models - Inc. Rally & Vandura	95-70	R	<b>RS999114 (No Parts Pack)</b>			FORD — Pickup (¾ Ton) 2 W.D. (F Series)	97-80	R
GMC — Van (¾ Ton) Savana & G Models - Inc. Rally & Vandura	95-70	R	CHEVROLET — Van (½ Ton) Express & G Models - Inc. Sportvan	69-64	F	FORD — Pickup (¾ Ton) 4 W.D. (F Series)	91-80	R
GMC — Van (1 Ton) Savana & G Models - Inc. Rally & Vandura	91-70	R	CHEVROLET — Van (¾ Ton) Express & G Models - Inc. Sportvan	69-64	F	FORD — Pickup (1 Ton) 4 W.D. (F Series)	98-87	R
INFINITI — QX56	08-04	R	DODGE — Pickup (½ Ton) 2 W.D. (Ram 1500 & D Models)	71-61	F	GMC — Van (1 Ton) Savana & G Models - Inc. Rally & Vandura	95-92	R
INTERNATIONAL — Scout	81-72	R	DODGE — Pickup (½ Ton) 4 W.D. (Ram 1500 & W Models)	93-61	F	JEEP — Jeepster (Inc. Commando) 4 W.D.	62-47	R
	1971	B	DODGE — Pickup (¾ Ton) 2 W.D. (Ram 2500 & D Models)	71-61	F	JEEP — Pickup Gladiator (J Series) 4 W.D.	73-63	F
	70-61	F	DODGE — Pickup (1 Ton) 2 W.D. (Ram 3500 & D Models)	71-61	F	JEEP — Wagoneer 4 W.D.	62-47	R
ISUZU — Pickup Series 2 W.D.	95-91	R	DODGE — Pickup (1 Ton) 4 W.D. (Ram 3500 & W Models)	93-69	F	JEEP — Xterra 2 W.D.	73-63	F
ISUZU — Pickup Series 4 W.D.	95-91	R	DODGE — Ramcharger 4 W.D.	93-74	F	JEEP — Xterra 4 W.D.	04-00	R
JEEP — CJ Series 2 W.D.	75-72	B	GMC — Van (½ Ton) Savana & G Models - Inc. Rally & Vandura	69-64	F	PLYMOUTH — PB Models (1 Ton) Van	83-70	R
JEEP — CJ Series 4 W.D.	86-82	B	GMC — Van (¾ Ton) Savana & G Models - Inc. Rally & Vandura	69-64	F	PLYMOUTH — Trailduster 2 W.D.	78-72	R
	81-76	R	JEEP — Wagoneer 4 W.D.	73-63	F	PLYMOUTH — Trailduster 4 W.D.	75-74	R
	81-76	R	PLYMOUTH — Trailduster 4 W.D.	83-74	F	TOYOTA — Landcruiser	84-64	R
	75-53	B	<b>RS999115 (No Parts Pack)</b>			TOYOTA — Pickup (Compact) Series 4 W.D.	83-79	R
JEEP — DJ Dispatcher 2 W.D.	74-72	B	FORD — Bronco (Full Size Models) 4 W.D.	96-66	F	TOYOTA — Pickup T100 Series (Full Size) 4 W.D.	98-93	R
JEEP — DJ Dispatcher 4 W.D.	74-72	B						

# RANCHO RS9000XL Shock Absorbers

Vehicle	Year	Pos.	Vehicle	Year	Pos.	Vehicle	Year	Pos.
<b>RS999117 (No Parts Pack)</b>			<b>FORD — Pickup (¾ Ton) 4 W.D. (F Series)</b>	77-65	R	<b>JEEP — CJ Series 4 W.D.</b>	86-76	F
FORD — Bronco (Full Size Models) 4 W.D.	96-66	F	FORD — Pickup (1 Ton) 2 W.D. (F Series)	98-80	R	JEEP — DJ Dispatcher 2 W.D.	75-41	B
FORD — Pickup (½ Ton) 2 W.D. (F Series)	96-80	F	GMC — Jimmy 4 W.D. Full Size (K & V Models)	91-81	B	JEEP — Jeepster (Inc. Commando) 4 W.D.	74-63	B
FORD — Pickup (½ Ton) 4 W.D. (F Series)	96-77	F	GMC — Jimmy 2 W.D. Full Size (C Models)	80-69	R	JEEP — M Series (Military Jeep) 4 W.D.	62-49	R
FORD — Pickup (¾ Ton) 2 W.D. (F Series)	96-87	F	GMC — Pickup (½ Ton) 2 W.D. (Sierra, C & R Models)	82-73	R	JEEP — Pickup Gladiator (J Series) 4 W.D.	73-69	F
FORD — Pickup (¾ Ton) 4 W.D. (F Series)	86-80	F	GMC — Pickup (½ Ton) 4 W.D. (Sierra, K & V Models)	87-63	R	JEEP — Scrambler 4 W.D.	62-47	F
FORD — Pickup Ranger (Light Duty) 4 W.D.	92-83	F	GMC — Pickup (¾ Ton) 2 W.D. (Sierra, C & R Models)	87-81	B	JEEP — Wagoneer 4 W.D.	86-76	F
FORD — Van (½ Ton) E Series - Inc. Club Wagon	91-75	R	GMC — Pickup (¾ Ton) 4 W.D. (Sierra, K & V Models)	80-69	R	JEEP — Wrangler (YJ Series)	75-74	R
INTERNATIONAL — Scout	81-71	F	GMC — Pickup (1 Ton) 2 W.D. (Sierra, C & R Models)	89-63	R	SUZUKI — Samurai 4 W.D.	96-86	R
NISSAN — Patrol 4 W.D.	88-80	R	GMC — Pickup S Models (Light Duty) 4 W.D. (Sonoma)	87-81	B	SUZUKI — Santana 4 W.D.	95-78	R
			GMC — Suburban (½ Ton) 4 W.D.	80-69	R	TOYOTA — Landcruiser	90-85	R
<b>RS999118 (No Parts Pack)</b>			GMC — Suburban (¾ Ton) 4 W.D.	91-63	R	U.S. POSTAL VEHICLE — FJ Series 2 W.D.	84-64	F
CHEVROLET — Blazer 4 W.D. Full Size (K & V Models)	91-81	B	GMC — Suburban 2 W.D.	91-63	R		07-50	B
CHEVROLET — Blazer 2 W.D. Full Size (C Models)	80-69	R	GMC — Suburban 4 W.D.	91-81	B	<b>RS999120 (No Parts Pack)</b>		
CHEVROLET — Pickup (½ Ton) 2 W.D. (Silverado, C & R Models)	82-69	R	GMC — Van (½ Ton) Savana & G Models - Inc. Rally & Vandura	91-73	R	CHEVROLET — Blazer 2 W.D. Full Size (C Models)	83-69	F
CHEVROLET — Pickup (½ Ton) 4 W.D. (Silverado, K & V Models)	87-63	R	GMC — Van (¾ Ton) Savana & G Models - Inc. Rally & Vandura	91-73	R	CHEVROLET — Pickup (½ Ton) 2 W.D. (Silverado, C & R Models)	87-63	F
CHEVROLET — Pickup (¾ Ton) 2 W.D. (Silverado, C & R Models)	87-81	B	INTERNATIONAL — Scout	91-63	R	CHEVROLET — Pickup (¾ Ton) 2 W.D. (Silverado, C & R Models)	89-63	F
CHEVROLET — Pickup (¾ Ton) 4 W.D. (Silverado, K & V Models)	80-69	R	JEEP — CJ Series 4 W.D.	91-81	B	CHEVROLET — Pickup (1 Ton) 2 W.D. (Silverado, C & R Models)	89-63	F
<b>RS999118 — Continued</b>			JEEP — Grand Wagoneer 4 W.D.	80-69	R	CHEVROLET — Suburban 2 W.D.	91-63	F
CHEVROLET — Pickup (1 Ton) 2 W.D. (Silverado, C & R Models)	91-63	R	<b>RS999118 — Continued</b>			CHEVROLET — Van (½ Ton) Express & G Models - Inc. Sportvan	95-70	F
CHEVROLET — Pickup S-Models (Light Duty) 4 W.D.	93-83	F	JEEP — Jeepster (Inc. Commando) 4 W.D.	91-84	B	<b>RS999120 — Continued</b>		
CHEVROLET — Suburban (½ Ton) 4 W.D.	91-73	R	JEEP — Pickup Comanche (MJ Series) 2 W.D.	73-69	R	CHEVROLET — Van (¾ Ton) Express & G Models - Inc. Sportvan	95-70	F
CHEVROLET — Suburban (¾ Ton) 4 W.D.	91-73	R	JEEP — Pickup Comanche (MJ Series) 4 W.D.	92-86	R	CHEVROLET — Van (1 Ton) Express & G Models - Inc. Sportvan	95-70	F
CHEVROLET — Suburban 2 W.D.	91-63	R	JEEP — Pickup Gladiator (J Series) 4 W.D.	92-86	R	GMC — Jimmy 2 W.D. Full Size (C Models)	83-69	F
CHEVROLET — Suburban 4 W.D.	91-81	B	JEEP — Pickup Pioneer (J Series) 4 W.D.	73-63	R	GMC — Pickup (½ Ton) 2 W.D. (Sierra, C & R Models)	87-63	F
CHEVROLET — Van (½ Ton) Express & G Models - Inc. Sportvan	90-73	R	JEEP — Scrambler 4 W.D.	86-74	B	GMC — Pickup (¾ Ton) 2 W.D. (Sierra, C & R Models)	89-63	F
CHEVROLET — Van (¾ Ton) Express & G Models - Inc. Sportvan	69-64	R	JEEP — Wagoneer 4 W.D.	86-76	R	GMC — Pickup (1 Ton) 2 W.D. (Sierra, C & R Models)	91-63	F
DODGE — Pickup (½ Ton) 4 W.D. (Ram 1500 & W Models)	71-61	R	JEEP — Wrangler (YJ Series)	1974	F	GMC — Suburban 2 W.D.	91-63	F
DODGE — Pickup (¾ Ton) 4 W.D. (Ram 2500 & W Models)	71-61	R	MITSUBISHI — Montero 4 W.D.	73-63	R	GMC — Van (½ Ton) Savana & G Models - Inc. Rally & Vandura	95-70	F
DODGE — Pickup Ram 50 (D-50 Light Duty) 4 W.D.	91-82	R	MITSUBISHI — Pajero 4 W.D.	96-86	R	GMC — Van (¾ Ton) Savana & G Models - Inc. Rally & Vandura	95-70	F
DODGE — Raider 4 W.D.	89-83	R	MITSUBISHI — Pickup Series 4 W.D.	88-83	R	GMC — Van (1 Ton) Savana & G Models - Inc. Rally & Vandura	95-70	F
FORD — Bronco (Full Size Models) 4 W.D.	96-66	R	NISSAN — Terrano 2 W.D.	96-83	R	JEEP — Wagoneer 4 W.D.	1975	R
FORD — Expedition 2 W.D.	02-97	R	NISSAN — Terrano 4 W.D.	2000	R	<b>RS999123 (No Parts Pack)</b>		
FORD — Pickup (½ Ton) 2 W.D. (F Series)	96-80	R	TOYOTA — Landcruiser	95-86	R	CHEVROLET — Blazer 4 W.D. Compact - Inc. S Models	05-83	F
FORD — Pickup (½ Ton) 4 W.D. (F Series)	76-70	F		89-88	R	CHEVROLET — Pickup S-Models (Light Duty) 4 W.D.	04-83	F
	69-66	R	<b>RS999119 (No Parts Pack)</b>			GMC — Envoy 4 W.D.	01-98	F
			DAIHATSU — Taft 4 W.D.	82-74	B	GMC — Jimmy 4 W.D.	05-83	F
			DODGE — Pickup (1 Ton) 2 W.D. (Ram 3500 & D Models)	71-61	R	Compact - Inc. S Models		
			DODGE — Pickup (1 Ton) 4 W.D. (Ram 3500 & W Models)	69-66	F	GMC — Pickup S Models (Light Duty) 4 W.D. (Sonoma)	04-83	F
			INTERNATIONAL — Scout	65-61	B	ISUZU — Hombre 4 W.D.	00-96	F
				71-61	F			

# RANCHO RS9000XL Shock Absorbers

Vehicle	Year	Pos.	Vehicle	Year	Pos.	Vehicle	Year	Pos.
OLDSMOBILE — Bravada 4 W.D.	01-91	F	JEEP — Grand Cherokee	04-93	F	CHEVROLET — Van Astro (Mini) AWD	05-90	R
<b>RS999124 (No Parts Pack)</b>			JEEP — Pickup Comanche (MJ Series) 2 W.D.	92-87	F	DODGE — Pickup Dakota 2 W.D.	04-97	R
CADILLAC — Escalade 4 W.D.	00-99	R	JEEP — Pickup Comanche (MJ Series) 4 W.D.	92-86	F	<b>RS999150 (No Parts Pack)</b>		
CHEVROLET — Blazer 4 W.D. Compact - Inc. S Models	05-83	R	JEEP — Wagoneer 4 W.D.	90-84	F	CADILLAC — Escalade 4 W.D.	00-99	F
CHEVROLET — Blazer 4 W.D. Full Size (K & V Models)	94-92	R	JEEP — Wrangler (TJ Series)	06-97	F	CHEVROLET — Pickup (1 Ton) 4 W.D. (Silverado, K & V Models)	00-88	F
CHEVROLET — Blazer 2 W.D. Compact - Inc. S Models	05-83	R	<b>RS999129 (No Parts Pack)</b>			CHEVROLET — Suburban 4 W.D.	99-92	F
CHEVROLET — Pickup S-Models (Light Duty) 4 W.D.	04-83	R	JEEP — Cherokee	01-84	R	CHEVROLET — Tahoe 4 W.D.	99-95	F
CHEVROLET — Pickup S-Models (Light Duty) 2 W.D.	03-82	R	JEEP — Wagoneer 4 W.D.	90-84	R	CHEVROLET — Van Astro (Mini) AWD	05-90	F
CHEVROLET — Suburban 4 W.D.	99-92	R	<b>RS999136 (No Parts Pack)</b>			GMC — Pickup (1 Ton) 4 W.D. (Sierra, K & V Models)	00-87	F
CHEVROLET — Tahoe 2 W.D.	99-95	R	DAIHATSU — Feroza 4 W.D.	90-89	R	GMC — Suburban 4 W.D.	99-92	F
CHEVROLET — Tahoe 4 W.D.	99-95	R	DAIHATSU — Rocky	90-82	F	GMC — Van Safari (Mini) AWD	05-90	F
DODGE — Pickup Dakota 4 W.D.	96-87	R	DODGE — Durango 4 W.D.	02-98	F	GMC — Yukon 4 W.D.	99-92	F
GMC — Envoy 2 W.D.	01-00	R	DODGE — Pickup Dakota 4 W.D.	02-97	F	<b>RS999151 (No Parts Pack)</b>		
GMC — Envoy 4 W.D.	01-98	R	FORD — Bronco (Full Size Models) 4 W.D.	96-80	F	CHEVROLET — Blazer 4 W.D. Full Size (K & V Models)	91-69	F
GMC — Jimmy 4 W.D. Compact - Inc. S Models	05-83	R	FORD — Explorer 4 W.D.	93-90	F	CHEVROLET — Pickup (½ Ton) 4 W.D. (Silverado, K & V Models)	87-69	F
GMC — Jimmy 2 W.D. Compact - Inc. S Models	05-83	R	FORD — Pickup (½ Ton) 2 W.D. (F Series)	96-81	F	CHEVROLET — Pickup (¾ Ton) 4 W.D. (Silverado, K & V Models)	87-69	F
GMC — Pickup S Models (Light Duty) 4 W.D. (Sonoma)	04-83	R	FORD — Pickup (½ Ton) 4 W.D. (F Series)	96-80	F	CHEVROLET — Pickup (1 Ton) 4 W.D. (Silverado, K & V Models)	91-77	F
GMC — Pickup S Models (Light Duty) 2 W.D. (Sonoma)	03-82	R	FORD — Pickup (¾ Ton) 2 W.D. (F Series)	96-87	F	CHEVROLET — Suburban (½ Ton) 4 W.D.	91-73	F
GMC — Suburban 4 W.D.	99-92	R	FORD — Pickup Ranger (Light Duty) 2 W.D.	95-83	F	CHEVROLET — Suburban (¾ Ton) 4 W.D.	91-73	F
GMC — Yukon 2 W.D.	99-95	R	FORD — Pickup Ranger (Light Duty) 4 W.D.	94-83	F	<b>RS999151 — Continued</b>		
GMC — Yukon 4 W.D.	99-92	R	FORD — Van (¾ Ton) E Series - Inc. Club Wagon	91-75	F	CHEVROLET — Suburban 4 W.D.	91-69	F
ISUZU — Hombre 2 W.D.	00-96	R	FORD — Van (1 Ton) E Series - Inc. Club Wagon	91-75	F	GMC — Jimmy 4 W.D. Full Size (K & V Models)	91-69	F
<b>RS999124 — Continued</b>			<b>RS999136 — Continued</b>			GMC — Pickup (½ Ton) 4 W.D. (Sierra, K & V Models)	87-69	F
ISUZU — Hombre 4 W.D.	00-96	R	INTERNATIONAL — Scout	71-61	R	GMC — Pickup (¾ Ton) 4 W.D. (Sierra, K & V Models)	87-69	F
OLDSMOBILE — Bravada 4 W.D.	01-91	R	MAZDA — Navajo 4 W.D.	93-90	F	GMC — Pickup (1 Ton) 4 W.D. (Sierra, K & V Models)	91-77	F
<b>RS999126 (No Parts Pack)</b>			MAZDA — Pickup B Series 4 W.D.	1994	F	GMC — Suburban (½ Ton) 4 W.D.	91-73	F
FORD — Pickup / Chassis Cab F-450 4 W.D.	04-99	R	TOYOTA — 4 Runner	85-84	F	GMC — Suburban (¾ Ton) 4 W.D.	91-73	F
FORD — Pickup Ranger (Light Duty) 2 W.D.	07-01	R	TOYOTA — Pickup (Compact) Series 4 W.D.	92-79	F	GMC — Suburban 4 W.D.	91-69	F
FORD — Pickup Ranger (Light Duty) 4 W.D.	07-83	R	<b>RS999143 (No Parts Pack)</b>			<b>RS999152 (No Parts Pack)</b>		
FORD — Pickup / Chassis Cab F-450 2 W.D.	04-99	R	DODGE — Pickup (½ Ton) 4 W.D. (Ram 1500 & W Models)	71-61	R	CHEVROLET — Blazer 4 W.D. Full Size (K & V Models)	94-92	F
FORD — Pickup / Chassis Cab F-550 4 W.D.	04-99	R	DODGE — Pickup (¾ Ton) 4 W.D. (Ram 2500 & W Models)	71-61	R	CHEVROLET — Pickup (½ Ton) 4 W.D. (Silverado, K & V Models)	98-88	F
FORD — Pickup / Chassis Cab F-550 2 W.D.	04-99	R	TOYOTA — 4 Runner	85-84	R	CHEVROLET — Pickup (¾ Ton) 4 W.D. (Silverado, K & V Models)	00-88	F
<b>RS999128 (No Parts Pack)</b>			TOYOTA — Pickup (Compact) Series 4 W.D.	85-84	R	CHEVROLET — Suburban 4 W.D.	99-92	F
CHEVROLET — Pickup (½ Ton) 2 W.D. (Silverado, C & R Models)	98-88	F	TOYOTA — Pickup Tacoma 4 W.D.	98-95	RR	CHEVROLET — Tahoe 4 W.D.	99-95	F
CHEVROLET — Pickup (¾ Ton) 2 W.D. (Silverado, C & R Models)	98-88	F	<b>RS999145 (No Parts Pack)</b>			GMC — Pickup (½ Ton) 4 W.D. (Sierra, K & R Models)	98-88	F
CHEVROLET — Suburban 2 W.D.	99-92	F	TOYOTA — 4 Runner	95-86	F	GMC — Pickup (¾ Ton) 2 W.D. (Sierra, C & R Models)	98-88	F
CHEVROLET — Tahoe 2 W.D.	99-95	F	TOYOTA — Pickup (Compact) Series 4 W.D.	95-86	F	GMC — Suburban 2 W.D.	99-92	F
GMC — Pickup (½ Ton) 2 W.D. (Sierra, C & R Models)	98-88	F	TOYOTA — Pickup T100 Series (Full Size) 4 W.D.	98-93	F	GMC — Yukon 2 W.D.	99-95	F
GMC — Pickup (¾ Ton) 2 W.D. (Sierra, C & R Models)	98-88	F	<b>RS999147 (No Parts Pack)</b>			JEEP — Cherokee	01-84	F
GMC — Suburban 2 W.D.	99-92	F	CHEVROLET — Van Astro (Mini) 2 W.D.	05-85	R			

# RANCHO RS9000XL Shock Absorbers

Vehicle	Year	Pos.	Vehicle	Year	Pos.	Vehicle	Year	Pos.
GMC — Yukon 4 W.D.	99-92	F	FORD — Explorer Sport Trac 4 W.D.	05-01	R	GMC — Yukon 4 W.D.	99-92	R
<b>RS999157 (No Parts Pack)</b>			MAZDA — Navajo 2 W.D.	94-90	R	<b>RS999194 (No Parts Pack)</b>		
LAND ROVER — Defender 90	95-59	R	MAZDA — Navajo 4 W.D.	94-90	R	FORD — Bronco II 2 W.D.	89-86	R
LAND ROVER — Discovery	95-89	R	MERCURY — Mountaineer	01-96	R	FORD — Bronco II 4 W.D.	89-83	R
LAND ROVER — Range Rover	94-70	R	<b>RS999187 (No Parts Pack)</b>			FORD — Pickup Ranger (Light Duty) 2 W.D.	06-90	R
<b>RS999158 (No Parts Pack)</b>			TOYOTA — 4 Runner	02-90	R	JEEP — Grand Cherokee	98-93	R
TOYOTA — Landcruiser	95-81	F	<b>RS999188 (No Parts Pack)</b>			MAZDA — Pickup B Series 2 W.D.	05-94	R
<b>RS999159 (No Parts Pack)</b>			NISSAN — Frontier 2 W.D.	04-98	F	<b>RS999195 (No Parts Pack)</b>		
LAND ROVER — Defender 90	95-83	F	NISSAN — Frontier 4 W.D.	04-98	F	DODGE — Pickup (½ Ton) 2 W.D. (Ram 1500 & D Models)	01-94	F
LAND ROVER — Discovery	95-89	F	NISSAN — Pickup Series 2 W.D.	94-86	F	DODGE — Pickup (¾ Ton) 2 W.D. (Ram 2500 & D Models)	02-94	F
LAND ROVER — Range Rover	94-70	F	NISSAN — Pickup Series 4 W.D.	93-86	F	DODGE — Pickup (1 Ton) 2 W.D. (Ram 3500 & D Models)	02-94	F
<b>RS999165 (No Parts Pack)</b>			NISSAN — Xterra 2 W.D.	04-00	F	<b>RS999197 (No Parts Pack)</b>		
FORD — Pickup (¾ Ton) 4 W.D. (F Series)	99-87	F	NISSAN — Xterra 4 W.D.	04-00	F	DODGE — Pickup (½ Ton) 4 W.D. (Ram 1500 & W Models)	01-94	F
FORD — Pickup (1 Ton) 4 W.D. (F Series)	98-86	F	<b>RS999190 (No Parts Pack)</b>			DODGE — Pickup (¾ Ton) 4 W.D. (Ram 2500 & W Models)	02-00	F
<b>RS999166 (No Parts Pack)</b>			CHEVROLET — Blazer 4 W.D. Compact - Inc. S Models	05-95	R	<b>RS999198 (No Parts Pack)</b>		
CHEVROLET — Pickup (½ Ton) 2 W.D. (Silverado, C & R Models)	98-88	F	CHEVROLET — Blazer 4 W.D. Full Size (K & V Models)	94-92	R	CHEVROLET — Pickup (½ Ton) 2 W.D. (Silverado, C & R Models)	08-04	R
CHEVROLET — Pickup (¾ Ton) 2 W.D. (Silverado, C & R Models)	00-88	F	CHEVROLET — Pickup (½ Ton) 4 W.D. (Silverado, K & V Models)	98-88	R	CHEVROLET — Pickup (½ Ton) 4 W.D. (Silverado, K & V Models)	08-99	R
CHEVROLET — Pickup (1 Ton) 2 W.D. (Silverado, C & R Models)	00-87	F	CHEVROLET — Pickup (¾ Ton) 2 W.D. (Silverado, C & R Models)	98-88	R	DODGE — Pickup (½ Ton) 4 W.D. (Ram 1500 & W Models)	01-94	R
CHEVROLET — Suburban 2 W.D.	99-92	F	CHEVROLET — Pickup (¾ Ton) 4 W.D. (Silverado, K & V Models)	00-88	R	DODGE — Pickup (¾ Ton) 4 W.D. (Ram 2500 & W Models)	02-00	R
CHEVROLET — Tahoe 2 W.D.	99-95	F	<b>RS999190 — Continued</b>			<b>RS999198 — Continued</b>		
GMC — Pickup (½ Ton) 2 W.D. (Sierra, C & R Models)	98-88	F	CHEVROLET — Pickup (1 Ton) 2 W.D. (Silverado, C & R Models)	00-87	R	GMC — Pickup (½ Ton) 2 W.D. (Sierra, C & R Models)	08-04	R
GMC — Pickup (¾ Ton) 2 W.D. (Sierra, C & R Models)	00-88	F	CHEVROLET — Pickup (1 Ton) 4 W.D. (Silverado, K & V Models)	00-88	R	GMC — Pickup (½ Ton) 4 W.D. (Sierra, K & V Models)	08-99	R
<b>RS999166 — Continued</b>			CHEVROLET — Pickup S-Models (Light Duty) 4 W.D.	03-94	R	<b>RS999201 (No Parts Pack)</b>		
GMC — Pickup (1 Ton) 2 W.D. (Sierra, C & R Models)	00-87	F	CHEVROLET — Suburban 2 W.D.	99-92	R	NISSAN — Patrol 4 W.D.	05-98	F
GMC — Suburban 2 W.D.	99-92	F	CHEVROLET — Suburban 4 W.D.	99-92	R		94-88	F
GMC — Yukon 2 W.D.	99-95	F	CHEVROLET — Tahoe 2 W.D.	99-95	R	<b>RS999202 (No Parts Pack)</b>		
<b>RS999168 (No Parts Pack)</b>			CHEVROLET — Tahoe 4 W.D.	99-95	R	NISSAN — Patrol 4 W.D.	05-98	R
JEEP — Wrangler (YJ Series)	96-86	F	GMC — Jimmy 4 W.D. Compact - Inc. S Models	05-95	R		94-88	R
<b>RS999179 (No Parts Pack)</b>			GMC — Pickup (½ Ton) 2 W.D. (Sierra, C & R Models)	98-88	R	<b>RS999204 (No Parts Pack)</b>		
FORD — Bronco (Full Size Models) 4 W.D.	96-81	F	GMC — Pickup (½ Ton) 4 W.D. (Sierra, K & V Models)	98-88	R	NISSAN — Patrol 4 W.D.	94-88	F
FORD — Pickup (½ Ton) 4 W.D. (F Series)	96-81	F	GMC — Pickup (¾ Ton) 2 W.D. (Sierra, C & R Models)	00-88	R	<b>RS999207 (No Parts Pack)</b>		
FORD — Pickup (¾ Ton) 4 W.D. (F Series)	79-77	R	GMC — Pickup (¾ Ton) 4 W.D. (Sierra, K & V Models)	00-88	R	LEXUS — LX450	97-96	F
ISUZU — Trooper & Trooper II 4 W.D.	91-87	R	GMC — Pickup (1 Ton) 2 W.D. (Sierra, C & R Models)	00-87	R	TOYOTA — Landcruiser	97-90	F
<b>RS999180 (No Parts Pack)</b>			GMC — Pickup (1 Ton) 4 W.D. (Sierra, K & V Models)	00-87	R	<b>RS999208 (No Parts Pack)</b>		
TOYOTA — 4 Runner	89-86	R	GMC — Pickup S Models (Light Duty) 4 W.D. (Sonoma)	03-94	R	LEXUS — LX450	97-96	R
TOYOTA — Pickup (Compact) Series 4 W.D.	95-89	R	GMC — Suburban 2 W.D.	99-87	R	TOYOTA — Landcruiser	97-90	R
TOYOTA — Pickup Tacoma 2 W.D.	04-98	RR	GMC — Suburban 4 W.D.	99-92	R	<b>RS999213 (No Parts Pack)</b>		
TOYOTA — Pickup Tacoma 4 W.D.	04-99	RR	GMC — Yukon 2 W.D.	99-95	R	MITSUBISHI — Montero 4 W.D.	00-92	R
	98-95	R				MITSUBISHI — Pajero 4 W.D.	00-92	R
<b>RS999185 (No Parts Pack)</b>						<b>RS999214 (No Parts Pack)</b>		
FORD — Explorer 2 W.D.	01-90	R				ACURA — SLX	99-96	F
FORD — Explorer 4 W.D.	01-90	R				HONDA — Passport	95-94	F
FORD — Explorer Sport 2 W.D.	03-01	R				ISUZU — Amigo 2 W.D.	95-89	F
FORD — Explorer Sport 4 W.D.	03-01	R				ISUZU — Amigo 4 W.D.	95-89	F
FORD — Explorer Sport Trac 2 W.D.	05-01	R				ISUZU — Pickup Series 2 W.D.	95-89	F
						ISUZU — Pickup Series 4 W.D.	95-89	F

# RANCHO RS9000XL Shock Absorbers

Vehicle	Year	Pos.	Vehicle	Year	Pos.	Vehicle	Year	Pos.
ISUZU — Rodeo 2 W.D.	95-90	F	<b>RS999229 (No Parts Pack)</b>			CHEVROLET — Pickup (¾ Ton)	98-88	F
ISUZU — Rodeo 4 W.D.	95-90	F	FORD — Explorer 2 W.D.	01-95	F	4 W.D. (Silverado, K & V Models)		
ISUZU — Trooper & Trooper II 2 W.D.	02-00	F	FORD — Explorer 4 W.D.	01-95	F	CHEVROLET — Suburban (½ Ton) 4 W.D.	99-92	F
ISUZU — Trooper & Trooper II 4 W.D.	02-89	F	FORD — Explorer Sport 2 W.D.	03-01	F	CHEVROLET — Suburban 4 W.D.	99-92	F
ISUZU — Vehicross 4 W.D.	01-99	F	FORD — Explorer Sport 4 W.D.	03-01	F	CHEVROLET — Tahoe 4 W.D.	99-95	F
NISSAN — Pathfinder 2 W.D.	95-86	F	FORD — Explorer Sport Trac 2 W.D.	05-01	F	GMC — Pickup (½ Ton) 4 W.D. (Sierra, K & V Models)	98-88	F
NISSAN — Pathfinder 4 W.D.	95-86	F	FORD — Explorer Sport Trac 4 W.D.	05-01	F	GMC — Pickup (¾ Ton) 4 W.D. (Sierra, K & V Models)	00-88	F
NISSAN — Terrano 2 W.D.	2000	F	FORD — Pickup Ranger (Light Duty) 2 W.D.	07-01	F	GMC — Suburban (½ Ton) 4 W.D.	99-92	F
NISSAN — Terrano 4 W.D.	2000	F	FORD — Pickup Ranger (Light Duty) 4 W.D.	07-98	F	GMC — Yukon 4 W.D.	99-92	F
OPEL — Monterey 2 W.D.	97-92	F	MAZDA — Pickup B Series 2 W.D.	05-01	F	<b>RS999248 (No Parts Pack)</b>		
OPEL — Monterey 4 W.D.	97-92	F	MAZDA — Pickup B Series 4 W.D.	05-98	F	DODGE — Durango 4 W.D.	03-98	R
<b>RS999215 (No Parts Pack)</b>			MERCURY — Mountaineer	01-96	F	DODGE — Pickup Dakota 4 W.D.	04-97	R
ACURA — SLX	99-96	R	<b>RS999233 (No Parts Pack)</b>			<b>RS999254 (No Parts Pack)</b>		
ISUZU — Trooper & Trooper II 2 W.D.	02-00	R	FORD — Expedition 4 W.D.	02-97	F	FORD — Pickup (¾ Ton) 4 W.D. (F Series)	08-99	R
ISUZU — Trooper & Trooper II 4 W.D.	02-92	R	FORD — Pickup (½ Ton) 4 W.D. (F Series)	04-97	F	FORD — Pickup (1 Ton) 4 W.D. (F Series)	08-99	R
ISUZU — Vehicross 4 W.D.	01-99	R	FORD — Pickup (¾ Ton) 4 W.D. (F Series)	99-97	F	<b>RS999255 (No Parts Pack)</b>		
OPEL — Monterey 2 W.D.	97-92	R	<b>RS999234 (No Parts Pack)</b>			JEEP — Wrangler (TJ Series)	06-97	F
OPEL — Monterey 4 W.D.	97-92	R	FORD — Pickup (½ Ton) 2 W.D. (F Series)	01-97	R	<b>RS999256 (No Parts Pack)</b>		
<b>RS999221 (No Parts Pack)</b>			FORD — Pickup (½ Ton) 4 W.D. (F Series)	04-97	R	JEEP — Wrangler (TJ Series)	06-97	R
DODGE — Pickup (½ Ton) 4 W.D. (Ram 1500 & W Models)	07-06	F	<b>RS999235 (No Parts Pack)</b>			<b>RS999259 (No Parts Pack)</b>		
DODGE — Pickup (¾ Ton) 4 W.D. (Ram 2500 & W Models)	08-94	F	FORD — Expedition 2 W.D. (F Series)	02-97	F	JEEP — Grand Cherokee	98-93	R
DODGE — Pickup (1 Ton) 2 W.D. (Ram 3500 & D Models)	02-94	F	FORD — Pickup (½ Ton) 2 W.D. (F Series)	04-97	F	<b>RS999260 (No Parts Pack)</b>		
DODGE — Pickup (1 Ton) 4 W.D. (Ram 3500 & W Models)	08-94	F	FORD — Pickup (¾ Ton) 2 W.D. (F Series)	99-97	F	JEEP — Grand Cherokee	04-99	R
<b>RS999223 (No Parts Pack)</b>			<b>RS999236 (No Parts Pack)</b>			<b>RS999261 (No Parts Pack)</b>		
MITSUBISHI — Montero 4 W.D.	00-92	F	FORD — Pickup (½ Ton) 2 W.D. (F Series)	04-97	R	FORD — Pickup (¾ Ton) 4 W.D. (F Series)	08-99	R
MITSUBISHI — Pajero 4 W.D.	00-92	F	<b>RS999237 (No Parts Pack)</b>			FORD — Pickup (1 Ton) 4 W.D. (F Series)	2008	R
<b>RS999226 (No Parts Pack)</b>			FORD — Expedition 4 W.D.	02-97	F		04-99	R
TOYOTA — Pickup Tacoma 2 W.D.	04-98	RL	FORD — Pickup (½ Ton) 4 W.D. (F Series)	04-97	F	<b>RS999262 (No Parts Pack)</b>		
TOYOTA — Pickup Tacoma 4 W.D.	04-95	RL	FORD — Pickup (¾ Ton) 4 W.D. (F Series)	99-97	F	CHEVROLET — Avalanche 2 W.D.	08-00	R
<b>RS999227 (No Parts Pack)</b>			<b>RS999238 (No Parts Pack)</b>			CHEVROLET — Avalanche 4 W.D.	08-00	R
CHEVROLET — Blazer 4 W.D. Full Size (K & V Models)	94-92	R	FORD — Pickup (½ Ton) 4 W.D. (F Series)	04-97	R	CHEVROLET — Pickup (½ Ton) 2 W.D. (Silverado, C & R Models)	07-99	R
CHEVROLET — Pickup (½ Ton) 4 W.D. (Silverado, K & V Models)	98-88	R	<b>RS999239 (No Parts Pack)</b>			CHEVROLET — Pickup (1 Ton) 2 W.D. (Silverado, C & R Models)	08-01	R
CHEVROLET — Pickup (¾ Ton) 4 W.D. (Silverado, K & V Models)	98-88	R	JEEP — Cherokee	97-84	F	CHEVROLET — Pickup (1 Ton) 4 W.D. (Silverado, K & V Models)	08-01	R
CHEVROLET — Pickup (1 Ton) 4 W.D. (Silverado, K & V Models)	99-88	R	JEEP — Grand Cherokee	01-93	F	CHEVROLET — Suburban (½ Ton) 4 W.D.	08-07	R
CHEVROLET — Suburban (½ Ton) 4 W.D.	99-92	R	JEEP — Pickup Comanche (MJ Series) 2 W.D.	92-86	F	CHEVROLET — Suburban 2 W.D.	08-07	B
CHEVROLET — Suburban 4 W.D.	99-92	R	JEEP — Pickup Comanche (MJ Series) 4 W.D.	92-86	F	CHEVROLET — Suburban 4 W.D.	06-00	R
CHEVROLET — Tahoe 4 W.D.	99-95	R	JEEP — Wrangler (TJ Series)	06-97	F	CHEVROLET — Suburban 4 W.D.	08-00	R
GMC — Pickup (½ Ton) 4 W.D. (Sierra, K & V Models)	98-88	R	<b>RS999240 (No Parts Pack)</b>			CHEVROLET — Tahoe 2 W.D.	08-00	R
GMC — Pickup (¾ Ton) 4 W.D. (Sierra, K & V Models)	00-88	R	JEEP — Wrangler (TJ Series)	06-97	R	CHEVROLET — Tahoe 4 W.D.	08-00	R
GMC — Pickup (1 Ton) 4 W.D. (Sierra, K & V Models)	98-88	R	<b>RS999241 (No Parts Pack)</b>			DODGE — Pickup (½ Ton) 2 W.D. (Ram 1500 & D Models)	01-94	R
GMC — Suburban (½ Ton) 4 W.D.	99-92	R	JEEP — Wrangler (TJ Series)	06-97	R	DODGE — Pickup (½ Ton) 4 W.D. (Ram 1500 & W Models)	01-94	R
GMC — Suburban 4 W.D.	99-92	R	<b>RS999244 (No Parts Pack)</b>			DODGE — Pickup (¾ Ton) 2 W.D. (Ram 2500 & D Models)	02-94	R
GMC — Yukon 4 W.D.	99-92	R	CHEVROLET — Blazer 4 W.D. Full Size (K & V Models)	94-92	F			
			CHEVROLET — Pickup (½ Ton) 4 W.D. (Silverado, K & V Models)	98-88	F			

# RANCHO RS900XL Shock Absorbers

Vehicle	Year	Pos.	Vehicle	Year	Pos.	Vehicle	Year	Pos.
DODGE — Pickup (¾ Ton) 4 W.D. (Ram 2500 & W Models)	96-94	R	<b>RS999266 (No Parts Pack)</b>			<b>RS999273 (No Parts Pack)</b>		
GMC — Pickup (½ Ton) 2 W.D. (Sierra, C & R Models)	08-99	R	FORD — Excursion 4 W.D.	05-00	R	FORD — Pickup (¾ Ton) 2 W.D. (F Series)	04-99	R
GMC — Pickup (1 Ton) 2 W.D. (Sierra, C & R Models)	08-01	R	<b>RS999267 (No Parts Pack)</b>			FORD — Pickup (¾ Ton) 4 W.D. (F Series)	04-99	R
GMC — Pickup (1 Ton) 4 W.D. (Sierra, K & V Models)	07-01	R	FORD — Excursion 4 W.D.	05-00	F	FORD — Pickup (1 Ton) 2 W.D. (F Series)	04-99	R
GMC — Yukon 2 W.D.	08-07	R	FORD — Pickup (¾ Ton) 4 W.D. (F Series)	04-99	F	<b>RS999274 (No Parts Pack)</b>		
GMC — Yukon 4 W.D.	08-00	R	FORD — Pickup / Chassis Cab F-450 4 W.D.	04-99	F	CHEVROLET — Avalanche 2 W.D.	08-07 05-02	R R
GMC — Yukon XL (½ Ton) 2 W.D.	08-00	R	FORD — Pickup / Chassis Cab F-450 2 W.D.	04-99	F	CHEVROLET — Avalanche 4 W.D.	08-02	R
GMC — Yukon XL (½ Ton) 4 W.D.	08-01	R	FORD — Pickup / Chassis Cab F-550 4 W.D.	04-99	F	CHEVROLET — Pickup (½ Ton) 2 W.D. (Silverado, C & R Models)	07-05 03-01	R R
GMC — Yukon XL (¾ Ton) 2 W.D.	08-00	R	FORD — Pickup / Chassis Cab F-550 2 W.D.	04-99	F	CHEVROLET — Pickup (½ Ton) 4 W.D. (Silverado, K & V Models)	2006 03-01	R R
GMC — Yukon XL (¾ Ton) 4 W.D.	08-00	R	<b>RS999268 (No Parts Pack)</b>			CHEVROLET — Pickup (¾ Ton) 2 W.D. (Silverado, C & R Models)	08-99	R
<b>RS999263 (No Parts Pack)</b>			CHEVROLET — Avalanche 4 W.D.	06-02	F	CHEVROLET — Pickup (¾ Ton) 4 W.D. (Silverado, K & V Models)	08-99	R
CHEVROLET — Pickup (½ Ton) 2 W.D. (Silverado, C & R Models)	07-99	F	CHEVROLET — Suburban (½ Ton) 4 W.D.	06-00	F	CHEVROLET — Suburban (½ Ton) 4 W.D.	08-00	R
CHEVROLET — Pickup (¾ Ton) 2 W.D. (Silverado, C & R Models)	04-99	F	CHEVROLET — Suburban 2 W.D.	01-00	F	<b>RS999274 — Continued</b>		
CHEVROLET — Suburban 2 W.D.	06-00	F	<b>RS999268 — Continued</b>			CHEVROLET — Suburban 2 W.D.	08-07 01-00	R R
<b>RS999263 — Continued</b>			CHEVROLET — Suburban 4 W.D.	06-00	F	CHEVROLET — Suburban 4 W.D.	08-00	R
GMC — Pickup (½ Ton) 2 W.D. (Sierra, C & R Models)	08-99	F	CHEVROLET — Tahoe 2 W.D.	02-00	F	CHEVROLET — Tahoe 2 W.D.	08-07 02-00	R R
GMC — Pickup (¾ Ton) 2 W.D. (Sierra, C & R Models)	04-99	F	CHEVROLET — Tahoe 4 W.D.	06-00	F	CHEVROLET — Tahoe 4 W.D.	08-00	R
GMC — Yukon XL (¾ Ton) 2 W.D.	08-00	F	GMC — Pickup (½ Ton) 4 W.D. (Sierra, K & V Models)	08-99	F	DODGE — Pickup (½ Ton) 2 W.D. (Ram 1500 & D Models)	08-02	R
<b>RS999264 (No Parts Pack)</b>			GMC — Yukon 2 W.D.	01-00	F	DODGE — Pickup (½ Ton) 4 W.D. (Ram 1500 & W Models)	08-02	R
FORD — Excursion 4 W.D.	04-00	F	GMC — Yukon 4 W.D.	06-00	F	DODGE — Pickup (¾ Ton) 4 W.D. (Ram 2500 & W Models)	02-00 99-94	B R
FORD — Pickup (¾ Ton) 4 W.D. (F Series)	04-99	F	GMC — Yukon XL (½ Ton) 2 W.D.	01-00	F	DODGE — Pickup (1 Ton) 2 W.D. (Ram 3500 & D Models)	02-94	R
FORD — Pickup (1 Ton) 4 W.D. (F Series)	04-99	F	GMC — Yukon XL (½ Ton) 4 W.D.	06-00	F	DODGE — Pickup (1 Ton) 4 W.D. (Ram 3500 & W Models)	02-94	R
<b>RS999265 (No Parts Pack)</b>			<b>RS999269 (No Parts Pack)</b>			GMC — Pickup (½ Ton) 2 W.D. (Sierra, C & R Models)	2006 03-01	R R
CHEVROLET — Avalanche 2 W.D.	06-00	F	CHEVROLET — Pickup (½ Ton) 2 W.D. (Silverado, C & R Models)	08-07	R	GMC — Pickup (½ Ton) 4 W.D. (Sierra, K & V Models)	08-06 03-01	R R
CHEVROLET — Avalanche 4 W.D.	06-02	F	CHEVROLET — Pickup (½ Ton) 4 W.D. (Silverado, K & V Models)	08-99	R	GMC — Pickup (¾ Ton) 2 W.D. (Sierra, C & R Models)	08-99	R
CHEVROLET — Pickup (½ Ton) 2 W.D. (Silverado, C & R Models)	07-04	F	DODGE — Pickup (½ Ton) 4 W.D. (Ram 1500 & W Models)	08-06	R	GMC — Pickup (¾ Ton) 4 W.D. (Sierra, K & V Models)	08-99	R
CHEVROLET — Pickup (½ Ton) 4 W.D. (Silverado, K & V Models)	08-99	F	DODGE — Pickup (¾ Ton) 2 W.D. (Ram 2500 & D Models)	07-03	R	GMC — Pickup (¾ Ton) 4 W.D. (Sierra, K & V Models)	08-99	R
CHEVROLET — Suburban 2 W.D.	06-00	F	DODGE — Pickup (¾ Ton) 4 W.D. (Ram 2500 & W Models)	08-03	R	GMC — Yukon 2 W.D.	08-07 01-00	R R
CHEVROLET — Suburban 4 W.D.	06-00	F	DODGE — Pickup (1 Ton) 2 W.D. (Ram 3500 & D Models)	06-03	R	GMC — Yukon 4 W.D.	08-00	R
CHEVROLET — Tahoe 2 W.D.	06-00	F	DODGE — Pickup (1 Ton) 4 W.D. (Ram 3500 & W Models)	08-03	R	GMC — Yukon XL (½ Ton) 2 W.D.	08-07 01-00	R R
CHEVROLET — Tahoe 4 W.D.	06-00	F	GMC — Pickup (½ Ton) 2 W.D. (Sierra, C & R Models)	08-07	R	GMC — Yukon XL (½ Ton) 4 W.D.	08-00	R
GMC — Pickup (½ Ton) 2 W.D. (Sierra, C & R Models)	08-04	F	GMC — Pickup (½ Ton) 4 W.D. (Sierra, K & V Models)	08-99	R	<b>RS999275 (No Parts Pack)</b>		
GMC — Pickup (½ Ton) 4 W.D. (Sierra, K & V Models)	08-99	F	HUMMER — H2	08-03	R	FORD — Excursion 4 W.D.	04-00	R
GMC — Yukon 2 W.D.	06-00	F	<b>RS999272 (No Parts Pack)</b>			<b>RS999276 (No Parts Pack)</b>		
GMC — Yukon 4 W.D.	06-00	F	FORD — Excursion 2 W.D.	05-00	F	DODGE — Pickup (½ Ton) 2 W.D. (Ram 1500 & D Models)	00-94	F
GMC — Yukon XL (½ Ton) 2 W.D.	06-00	F	FORD — Pickup (¾ Ton) 2 W.D. (F Series)	07-99	F	<b>RS999278 (No Parts Pack)</b>		
GMC — Yukon XL (½ Ton) 4 W.D.	06-01	F	FORD — Pickup (1 Ton) 2 W.D. (F Series)	08-99	F	FORD — Excursion 2 W.D.	05-00	R

# RANCHO RS9000XL Shock Absorbers

Vehicle	Year	Pos.	Vehicle	Year	Pos.	Vehicle	Year	Pos.
<b>RS999279 (No Parts Pack)</b> DODGE — Pickup (¾ Ton) 2 W.D. (Ram 2500 & D Models) 07-03 F DODGE — Pickup (1 Ton) 2 W.D. (Ram 3500 & D Models) 06-03 F			GMC — Pickup (¾ Ton) 4 W.D. (Sierra, K & V Models) 08-01 F HUMMER — H2 08-03 F			CHEVROLET — Pickup (½ Ton) 4 W.D. (Silverado, K & V Models) 08-99 R CHEVROLET — Pickup (¾ Ton) 2 W.D. (Silverado, C & R Models) 08-01 R		
<b>RS999280 (No Parts Pack)</b> DODGE — Pickup (½ Ton) 4 W.D. (Ram 1500 & W Models) 05-02 F			<b>RS999295 (No Parts Pack)</b> CHEVROLET — Avalanche 2 W.D. 07-00 F CHEVROLET — Avalanche 4 W.D. 06-00 F			CHEVROLET — Pickup (¾ Ton) 4 W.D. (Silverado, K & V Models) 08-99 R CHEVROLET — Suburban (¾ Ton) 4 W.D. 08-01 R		
<b>RS999281 (No Parts Pack)</b> DODGE — Pickup (½ Ton) 2 W.D. (Ram 1500 & D Models) 08-02 F			CHEVROLET — Pickup (½ Ton) 2 W.D. (Silverado, C & R Models) 07-05 F CHEVROLET — Pickup (½ Ton) 4 W.D. (Silverado, K & V Models) 03-01 F			CHEVROLET — Suburban 2 W.D. 06-01 R CHEVROLET — Suburban 4 W.D. 08-00 R		
<b>RS999282 (No Parts Pack)</b> DODGE — Pickup (½ Ton) 4 W.D. (Ram 1500 & W Models) 05-02 F			CHEVROLET — Pickup (¾ Ton) 4 W.D. (Silverado, K & V Models) 04-99 F			DODGE — Pickup (½ Ton) 4 W.D. (Ram 1500 & W Models) 08-02 R GMC — Pickup (½ Ton) 2 W.D. (Sierra, C & R Models) 08-05 R		
<b>RS999283 (No Parts Pack)</b> DODGE — Pickup (½ Ton) 4 W.D. (Ram 1500 & W Models) 05-02 F			CHEVROLET — Suburban 2 W.D. 08-07 F			GMC — Pickup (½ Ton) 4 W.D. (Sierra, K & V Models) 03-01 R GMC — Pickup (¾ Ton) 2 W.D. (Sierra, C & R Models) 08-99 R		
<b>RS999284 (No Parts Pack)</b> JEEP — Liberty 07-02 R			CHEVROLET — Suburban 4 W.D. 08-00 F			GMC — Pickup (¾ Ton) 2 W.D. (Sierra, C & R Models) 08-01 R GMC — Pickup (¾ Ton) 4 W.D. (Sierra, K & V Models) 08-99 R		
<b>RS999285 (No Parts Pack)</b> FORD — Pickup (½ Ton) 2 W.D. (F Series) 08-04 R			GMC — Pickup (½ Ton) 2 W.D. (Sierra, C & R Models) 2006 F GMC — Pickup (½ Ton) 4 W.D. (Sierra, K & V Models) 03-01 F			<b>RS999297 — Continued</b> GMC — Yukon XL (¾ Ton) 4 W.D. 08-01 R HUMMER — H2 08-03 R		
<b>RS999286 (No Parts Pack)</b> FORD — Pickup (½ Ton) 4 W.D. (F Series) 08-04 R LINCOLN — Mark LT (½ Ton) 4 W.D. (Pickup) 08-96 R			<b>RS999295 — Continued</b> GMC — Pickup (¾ Ton) 4 W.D. (Sierra, K & V Models) 04-99 F GMC — Yukon XL (¾ Ton) 4 W.D. 08-00 F			<b>RS999299 (No Parts Pack)</b> CHEVROLET — Pickup Colorado 2 W.D. 08-04 R GMC — Pickup Canyon 2 W.D. 08-04 R		
<b>RS999287 (No Parts Pack)</b> FORD — Pickup (½ Ton) 4 W.D. (F Series) 08-04 R LINCOLN — Mark LT (½ Ton) 4 W.D. (Pickup) 08-06 R			<b>RS999296 (No Parts Pack)</b> CHEVROLET — Avalanche 2 W.D. 07-00 F CHEVROLET — Avalanche 4 W.D. 06-00 F			<b>RS999300 (No Parts Pack)</b> CHEVROLET — Pickup Colorado 2 W.D. 08-04 F CHEVROLET — Pickup Colorado 4 W.D. 08-04 F		
<b>RS999288 (No Parts Pack)</b> CHEVROLET — Pickup (¾ Ton) 2 W.D. (Silverado, C & R Models) 08-01 F CHEVROLET — Pickup (¾ Ton) 4 W.D. (Silverado, K & V Models) 08-01 F CHEVROLET — Pickup (1 Ton) 2 W.D. (Silverado, C & R Models) 08-01 F CHEVROLET — Pickup (1 Ton) 4 W.D. (Silverado, K & V Models) 08-01 F GMC — Pickup (¾ Ton) 2 W.D. (Sierra, C & R Models) 08-01 F GMC — Pickup (¾ Ton) 4 W.D. (Sierra, K & V Models) 08-01 F GMC — Pickup (1 Ton) 2 W.D. (Sierra, C & R Models) 08-01 F GMC — Pickup (1 Ton) 4 W.D. (Sierra, K & V Models) 07-01 F HUMMER — H2 08-03 F			CHEVROLET — Pickup (½ Ton) 2 W.D. (Silverado, C & R Models) 07-05 F CHEVROLET — Pickup (½ Ton) 4 W.D. (Silverado, K & V Models) 03-01 F CHEVROLET — Pickup (¾ Ton) 4 W.D. (Silverado, K & V Models) 08-05 F CHEVROLET — Pickup (¾ Ton) 4 W.D. (Silverado, K & V Models) 03-01 F CHEVROLET — Suburban (¾ Ton) 4 W.D. 08-01 F CHEVROLET — Suburban 2 W.D. 06-01 F CHEVROLET — Suburban 4 W.D. 08-00 F GMC — Pickup (½ Ton) 2 W.D. (Sierra, C & R Models) 08-05 F GMC — Pickup (½ Ton) 4 W.D. (Sierra, K & V Models) 07-01 F GMC — Pickup (¾ Ton) 4 W.D. (Sierra, K & V Models) 07-99 F GMC — Yukon XL (¾ Ton) 2 W.D. 08-01 F GMC — Yukon XL (¾ Ton) 4 W.D. 08-01 F			GMC — Pickup Canyon 2 W.D. 08-04 F GMC — Pickup Canyon 4 W.D. 08-04 F <b>RS999301 (No Parts Pack)</b> CHEVROLET — Pickup Colorado 2 W.D. 08-04 R CHEVROLET — Pickup Colorado 4 W.D. 08-04 R GMC — Pickup Canyon 2 W.D. 08-04 R GMC — Pickup Canyon 4 W.D. 08-04 R		
<b>RS999289 (No Parts Pack)</b> CHEVROLET — Pickup (¾ Ton) 2 W.D. (Silverado, C & R Models) 08-01 F CHEVROLET — Pickup (¾ Ton) 4 W.D. (Silverado, K & V Models) 08-01 F GMC — Pickup (¾ Ton) 2 W.D. (Sierra, C & R Models) 08-01 F			<b>RS999297 (No Parts Pack)</b> CHEVROLET — Avalanche 2 W.D. 07-00 R CHEVROLET — Avalanche 4 W.D. 06-00 R CHEVROLET — Pickup (½ Ton) 2 W.D. (Silverado, C & R Models) 07-05 R CHEVROLET — Pickup (½ Ton) 4 W.D. (Silverado, C & R Models) 03-01 R			<b>RS999303 (No Parts Pack)</b> NISSAN — Pickup Titan 2 W.D. 08-04 R NISSAN — Pickup Titan 4 W.D. 08-04 R <b>RS999304 (No Parts Pack)</b> NISSAN — Pickup Titan 2 W.D. 08-04 R NISSAN — Pickup Titan 4 W.D. 08-04 R <b>RS999305 (No Parts Pack)</b> TOYOTA — 4 Runner 08-03 R TOYOTA — FJ Cruiser 08-07 R		
						<b>RS999306 (No Parts Pack)</b> INFINITI — QX56 08-04 R NISSAN — Armada 08-04 R <b>RS999307 (No Parts Pack)</b> HUMMER — H3 08-05 F <b>RS999308 (No Parts Pack)</b> HUMMER — H3 08-05 R		



# RANCHO RS900XL Shock Absorbers

Vehicle	Year	Pos.	Vehicle	Year	Pos.	Vehicle	Year	Pos.
RS999309 HUMMER — H3	(No Parts Pack) 08-05	F	NISSAN — Frontier 4 W.D.	04-00	R	CHEVROLET — Avalanche 4 W.D.	08-07	F
RS999310 HUMMER — H3	(No Parts Pack) 08-05	R	NISSAN — Pathfinder 2 W.D.	95-86	R	CHEVROLET — Pickup (½ Ton) 2 W.D. (Silverado, C & R Models)	08-07	F
RS999311 NISSAN — Frontier 2 W.D.	(No Parts Pack) 08-05	R	NISSAN — Pathfinder 4 W.D.	95-86	R	CHEVROLET — Pickup (½ Ton) 4 W.D. (Silverado, K & V Models)	08-07	F
NISSAN — Frontier 4 W.D.	08-05	R	RS999341 NISSAN — Frontier 2 W.D.	(No Parts Pack) 02-98	R	CHEVROLET — Suburban 2 W.D.	2007	F
RS999312 NISSAN — Pathfinder 2 W.D.	(No Parts Pack) 08-05	R	NISSAN — Frontier 4 W.D.	02-98	R	CHEVROLET — Suburban 4 W.D.	08-07	F
NISSAN — Pathfinder 4 W.D.	08-05	R	NISSAN — Frontier 4 W.D.	03-00	R	CHEVROLET — Tahoe 2 W.D.	08-07	F
RS999313 NISSAN — Xterra 2 W.D.	(No Parts Pack) 06-05	R	RS999758 TOYOTA — Pickup Tundra 4 W.D.	(No Parts Pack) 08-07	F	CHEVROLET — Tahoe 4 W.D.	08-07	F
RS999314 NISSAN — Xterra 2 W.D.	(No Parts Pack) 08-05	R	RS999762 TOYOTA — 4 Runner	(No Parts Pack) 02-96	F	GMC — Pickup (½ Ton) 2 W.D. (Sierra, C & R Models)	08-07	F
NISSAN — Xterra 4 W.D.	08-05	R	TOYOTA — Pickup Tacoma 2 W.D.	04-98	F	GMC — Pickup (½ Ton) 4 W.D. (Sierra, K & V Models)	08-07	F
RS999317 DODGE — Pickup (½ Ton) 4 W.D. (Ram 1500 & W Models)	(No Parts Pack) 08-06	F	TOYOTA — Pickup Tacoma 4 W.D.	04-95	F	GMC — Yukon 2 W.D.	08-07	F
DODGE — Pickup (¾ Ton) 4 W.D. (Ram 2500 & W Models)	08-03	F	RS999763 TOYOTA — 4 Runner	(No Parts Pack) 02-96	F	GMC — Yukon 4 W.D.	08-07	F
RS999317 — Continued			RS999764 JEEP — Liberty	(No Parts Pack) 07-02	F	GMC — Yukon XL (½ Ton) 2 W.D.	2008	F
DODGE — Pickup (1 Ton) 4 W.D. (Ram 3500 & W Models)	08-03	F	RS999766 TOYOTA — Pickup Tundra 2 W.D.	(No Parts Pack) 06-00	F	GMC — Yukon XL (½ Ton) 4 W.D.	08-07	F
RS999319 TOYOTA — Pickup Tacoma 2 W.D.	(No Parts Pack) 08-05	R	TOYOTA — Pickup Tundra 4 W.D.	06-00	F	RS999786 CHEVROLET — Avalanche 2 W.D.	(No Parts Pack) 08-07	F
TOYOTA — Pickup Tacoma 4 W.D.	08-05	R	RS999769 FORD — Pickup (½ Ton) 4 W.D. (F Series)	(No Parts Pack) 08-04	F	CHEVROLET — Avalanche 4 W.D.	08-07	F
RS999320 TOYOTA — Pickup Tacoma 2 W.D.	(No Parts Pack) 07-05	R	LINCOLN — Mark LT (½ Ton) 4 W.D. (Pickup)	08-06	F	CHEVROLET — Pickup (½ Ton) 2 W.D. (Silverado, C & R Models)	08-07	F
RS999321 MAZDA — Pickup B Series 4 W.D.	(No Parts Pack) 93-87	R	RS999771 INFINITI — QX56	(No Parts Pack) 08-04	F	CHEVROLET — Pickup (½ Ton) 4 W.D. (Silverado, K & V Models)	08-07	F
RS999324 TOYOTA — Pickup Tundra 4 W.D.	(No Parts Pack) 08-07	R	NISSAN — Armada	08-04	F	CHEVROLET — Suburban (½ Ton) 4 W.D.	08-07	F
RS999326 JEEP — Wrangler (JK Series)	(No Parts Pack) 08-07	F	NISSAN — Pickup Titan 2 W.D.	08-04	F	CHEVROLET — Suburban 2 W.D.	08-07	F
RS999327 JEEP — Wrangler (JK Series)	(No Parts Pack) 08-07	R	NISSAN — Pickup Titan 4 W.D.	08-04	F	CHEVROLET — Suburban 4 W.D.	08-07	F
RS999328 JEEP — Wrangler (JK Series)	(No Parts Pack) 08-07	R	RS999772 NISSAN — Pickup Titan 4 W.D.	(No Parts Pack) 07-04	F	CHEVROLET — Tahoe 2 W.D.	08-07	F
RS999329 JEEP — Wrangler (JK Series)	(No Parts Pack) 08-07	F	RS999773 INFINITI — QX56	(No Parts Pack) 08-04	F	CHEVROLET — Tahoe 4 W.D.	08-07	F
RS999330 JEEP — Wrangler (JK Series)	(No Parts Pack) 08-07	R	NISSAN — Armada	08-04	F	GMC — Pickup (½ Ton) 2 W.D. (Sierra, C & R Models)	08-07	F
RS999331 JEEP — Wrangler (JK Series)	(No Parts Pack) 08-07	F	NISSAN — Pickup Titan 2 W.D.	08-04	F	GMC — Pickup (½ Ton) 4 W.D. (Sierra, K & V Models)	08-07	F
RS999332 JEEP — Wrangler (JK Series)	(No Parts Pack) 08-07	R	NISSAN — Pickup Titan 4 W.D.	08-04	F	GMC — Yukon 2 W.D.	08-07	F
RS999333 NISSAN — Frontier 2 W.D.	(No Parts Pack) 04-98	R	RS999774 FORD — Pickup (½ Ton) 2 W.D. (F Series)	(No Parts Pack) 08-04	F	GMC — Yukon 4 W.D.	08-07	F
			RS999777 TOYOTA — FJ Cruiser	(No Parts Pack) 2007	F	GMC — Yukon XL (½ Ton) 2 W.D.	08-07	F
			TOYOTA — Pickup Tacoma 4 W.D.	07-05	F	GMC — Yukon XL (½ Ton) 4 W.D.	08-07	F
			RS999784 CHEVROLET — Avalanche 2 W.D.	(No Parts Pack) 08-07	F	RS999787 NISSAN — Frontier 2 W.D.	(No Parts Pack) 07-05	F
						NISSAN — Frontier 4 W.D.	07-05	F
						NISSAN — Pathfinder 2 W.D.	07-05	F
						NISSAN — Pathfinder 4 W.D.	07-05	F
						NISSAN — Xterra 2 W.D.	06-05	F
						NISSAN — Xterra 4 W.D.	2005	F
						RS999788 DODGE — Pickup (½ Ton) 4 W.D. (Ram 1500 & W Models)	(No Parts Pack) 08-06	F

# RANCHO RS9000XL Quick Lifts

Vehicle	Year	Pos.	Vehicle	Year	Pos.	Vehicle	Year	Pos.
<b>RS999789 (No Parts Pack)</b>			FORD — Explorer 4 W.D.	03-02	F	NISSAN — Pathfinder 2 W.D.	08-05	F
DODGE — Pickup (½ Ton)	08-06	F	MERCURY — Mountaineer	03-02	F	NISSAN — Pathfinder 4 W.D.	08-05	F
4 W.D. (Ram 1500 & W Models)			MERCURY — Mountaineer	03-02	F	NISSAN — Xterra 2 W.D.	08-05	F
<b>RS999799 (No Parts Pack)</b>			MERCURY — Mountaineer	03-02	F	NISSAN — Xterra 4 W.D.	08-05	F
CHEVROLET — Avalanche	08-07	F	<b>RS999781 (No Parts Pack)</b>			<b>RS999792 (No Parts Pack)</b>		
CHEVROLET — Avalanche	08-07	F	FORD — Explorer 2 W.D.	06-02	R	FORD — Pickup (½ Ton) 4 W.D.	08-04	F
CHEVROLET — Suburban	08-07	F	FORD — Explorer 4 W.D.	05-02	R	(F Series)		
(½ Ton) 4 W.D.			MERCURY — Mountaineer	05-02	R	LINCOLN — Mark LT (½ Ton)	07-96	F
CHEVROLET — Suburban	08-07	F	MERCURY — Mountaineer	05-02	R	4 W.D. (Pickup)		
2 W.D.			<b>RS999782 (No Parts Pack)</b>			<b>RS999793 (No Parts Pack)</b>		
CHEVROLET — Suburban	08-07	F	TOYOTA — 4 Runner	07-03	F	DODGE — Pickup (½ Ton)	07-06	F
4 W.D.			<b>RS999785 (No Parts Pack)</b>			4 W.D. (Ram 1500 & W Models)		
CHEVROLET — Tahoe 2 W.D.	08-07	F	CHEVROLET — Avalanche	08-07	F	<b>RS999794 (No Parts Pack)</b>		
CHEVROLET — Tahoe 4 W.D.	08-07	F	CHEVROLET — Avalanche	08-07	F	TOYOTA — 4 Runner	02-96	F
GMC — Yukon 2 W.D.	08-07	F	2 W.D.			TOYOTA — Pickup Tacoma	04-98	F
GMC — Yukon 4 W.D.	08-07	F	CHEVROLET — Avalanche	08-07	F	2 W.D.		
GMC — Yukon XL (½ Ton)	08-07	B	4 W.D.			TOYOTA — Pickup Tacoma	04-95	F
2 W.D.			CHEVROLET — Pickup (½ Ton)	08-07	F	4 W.D.		
GMC — Yukon XL (½ Ton)	08-07	F	2 W.D. (Silverado, C & R Models)			<b>RS999795 (No Parts Pack)</b>		
4 W.D.			<b>RS999785 — Continued</b>			TOYOTA — Pickup Tundra	06-00	F
<b>RS999759 (No Parts Pack)</b>			CHEVROLET — Pickup (½ Ton)	08-07	F	4 W.D.		
TOYOTA — Pickup Tundra	08-07	F	4 W.D. (Silverado, K & V Models)			<b>RS999796 (No Parts Pack)</b>		
4 W.D.			CHEVROLET — Suburban	08-07	F	FORD — Expedition 2 W.D.	06-03	R
TOYOTA — Sequoia	08-01	F	(½ Ton) 4 W.D.			FORD — Expedition 4 W.D.	06-03	R
<b>RS999760 (No Parts Pack)</b>			CHEVROLET — Suburban	08-07	R	<b>RS999797 (No Parts Pack)</b>		
TOYOTA — 4 Runner	08-03	F	2 W.D.			FORD — Explorer 2 W.D.	06-04	F
TOYOTA — FJ Cruiser	08-06	F	CHEVROLET — Tahoe 2 W.D.	08-07	F	FORD — Explorer 4 W.D.	05-04	F
TOYOTA — Pickup Tacoma	08-05	F	CHEVROLET — Tahoe 4 W.D.	08-07	F	MERCURY — Mountaineer	05-04	F
2 W.D.			GMC — Pickup (½ Ton) 2 W.D.	08-07	F	2 W.D.		
TOYOTA — Pickup Tacoma	08-05	F	(Sierra, C & R Models)			MERCURY — Mountaineer	05-04	F
4 W.D.			GMC — Pickup (½ Ton) 4 W.D.	08-07	F	4 W.D.		
<b>RS999767 (No Parts Pack)</b>			(Sierra, K & V Models)			<b>RS999798 (No Parts Pack)</b>		
FORD — Expedition 2 W.D.	06-03	F	GMC — Yukon 2 W.D.	08-07	F	INFINITI — QX56	08-04	F
FORD — Expedition 4 W.D.	06-03	F	GMC — Yukon 4 W.D.	08-07	F	NISSAN — Armada	08-04	F
FORD — Pickup (½ Ton) 2 W.D.	08-04	F	GMC — Yukon XL (½ Ton)	08-07	F	NISSAN — Pickup Titan 2 W.D.	08-04	F
(F Series)			2 W.D.			NISSAN — Pickup Titan 4 W.D.	08-04	F
FORD — Pickup (½ Ton) 4 W.D.	08-04	F	GMC — Yukon XL (½ Ton)	08-07	F	<b>RS999800 (No Parts Pack)</b>		
(F Series)			4 W.D.			CHEVROLET — Avalanche	08-07	F
LINCOLN — Mark LT (½ Ton)	08-06	F	<b>RS999790 (No Parts Pack)</b>			2 W.D.		
4 W.D. (Pickup)			NISSAN — Frontier 2 W.D.	08-05	F	CHEVROLET — Avalanche	08-07	F
<b>RS999780 (No Parts Pack)</b>			NISSAN — Frontier 4 W.D.	08-05	F	4 W.D.		
FORD — Explorer 2 W.D.	03-02	F				CHEVROLET — Suburban	08-07	F
						(½ Ton) 4 W.D.		
						CHEVROLET — Suburban	08-07	F
						2 W.D.		
						CHEVROLET — Tahoe 2 W.D.	08-07	F
						CHEVROLET — Tahoe 4 W.D.	08-07	F
						GMC — Yukon 2 W.D.	08-07	F
						GMC — Yukon 4 W.D.	08-07	F
						GMC — Yukon XL (½ Ton)	08-07	F
						2 W.D.		
						GMC — Yukon XL (½ Ton)	08-07	F
						4 W.D.		

# Bill of Materials

STOCK NUMBER	COMPONENT PART	QTY.	PART DESCRIPTION
<b>RS6427</b>	<b>Chevy Truck K, V Models (1/2 Ton) Pickup 4WD 1988-98, Suspension System</b>		
	RS1348	1	Left upper control arm
	RS1349	1	Right upper control arm
	RS1792	1	Differential, Left bracket
	RS1793	1	Differential, Right bracket
	RS1795	2	Pivot Bracket
	RS1798	1	Skid plate front bracket
	RS317	2	Add-A-Leaf
	RS7873	1	Skid plate front spacer
	RS8512	1	Differential, Left bushing kit
	RS8513	1	Differential, LR bushing kit
	RS8514	1	Differential, RF bushing kit
	RS8515	1	Fwd pivot hardware kit
	RS170074	2	Brakeline
	RS8061	1	Ball joint hardware kit
	RS8062	1	Ball joint hardware kit
	RS8063	1	CV hardware kit
	RS8337	1	Center bolt nut kit
	RS8367	1	Center bolt nut kit
	RS8516	1	Rear pivot hardware kit
	RS8519	1	Skid plate hardware kit
	RS8527	1	Droop stop hardware kit
	RS860086	1	Brakeline gasket kit
	RS170072	1	Bracket spacer
	RS170073	1	Differential, LR bracket
	RS8592	1	Differential hardware kit
	RS8827	1	Instruction sheet
<b>RS6440</b>	<b>Ford Truck F Series (1/2 Ton) Pickup 4WD 1981-96, Suspension System</b>		
	RS176704	1	Left axle beam pivot bracket
	RS176804	1	Right axle beam pivot bracket
	RS1769	1	Doublers plate
	RS176701	1	Left radius arm drop bracket
	RS176702	1	Right radius arm drop bracket
	RS176044	2	Bump stop spacer
	RS7730	1	Pitman arm
	RS8355	1	5/16 hardware kit
	RS860111	1	3/8 hardware kit
	RS8360	1	7/16 hardware kit
	RS860098	2	Drop bracket hardware kit
	RS860112	1	1/2 hardware kit
	RS860113	1	1/2 hardware kit
	RS15120	2	Rear block
	RS740013	4	Rear U-bolt
	RS8102	1	U-bolt hardware kit
	RS860097	1	9/16 hardware kit
	RS860087	1	Block pin kit
	RS88034	1	Instruction sheet
<b>RS6444</b>	<b>Jeep Wrangler (YJ Series) 1986-96, Suspension Bracket Kit</b>		
	RS140300	1	Front panhard bar relo.bracket
	RS140301	1	Rear panhard bar relo.bracket
	RS140302	2	Transfer case spacer
	RS140303	1	Bumpstop spacer, LR
	RS140304	1	Bumpstop spacer, RR
	RS7500	2	Axle Shim 2.5 degree
	RS8012	1	Rear panhard hardware kit
	RS8013	1	Transfer case spacer hardware kit
	RS8014	4	Leaf spring bushing kit
	RS8563	1	Brakeline bracket hardware kit
	RS8744	1	Instruction sheet
<b>RS6445</b>	<b>Dodge Truck Ram 1500 Models (1/2 Ton) Pickup 4WD 1994-98, Suspension System</b>		
	RS140162	2	Lower link
	RS140163	2	Upper link
	RS140164	1	Upper dual shock mount, Right
	RS140165	1	Upper dual shock mount, Left
	RS140168	2	Front bumpstop spacer
	RS1417	2	Bumpstop
	RS1531	2	Spring spacer
	RS510	2	Add-A-Leaf
	RS860047	1	Lower link hardware kit
	RS860048	1	Upper link hardware kit
	RS860041	1	Bumpstop hardware kit
	RS860042	1	Spring spacer hardware kit
	RS860043	1	Dual shock hardware kit
	RS140167	2	Rear spring spacer
	RS7489	4	U-bolts
	RS8102	1	U-bolt hardware kit
	RS860044	1	Rear spring spacer hardware kit
	RS88015	1	Instruction sheet
	RS88015-2	1	Instruction sheet
<b>RS6446</b>	<b>Dodge Truck Ram 2500 Models (3/4 Ton) Pickup 4WD 1994-95, Suspension System</b>		
	RS140162	2	Lower link
	RS140163	2	Upper link

STOCK NUMBER	COMPONENT PART	QTY.	PART DESCRIPTION
<b>RS6446</b>	<b>Dodge Truck Ram 2500 Models (3/4 Ton) Pickup 4WD 1994-95, Suspension System — Continued</b>		
	RS140164	1	Upper dual shock mount, Right
	RS140165	1	Upper dual shock mount, Left
	RS140168	2	Front bumpstop spacer
	RS1417	2	Bumpstop
	RS1530	2	Spring spacer
	RS860047	1	Lower link hardware kit
	RS860048	1	Upper link hardware kit
	RS860041	1	Bumpstop hardware kit
	RS860042	1	Spring spacer hardware kit
	RS860043	1	Dual shock hardware kit
	RS88015	1	Instruction sheet
	RS88015-2	1	Instruction sheet
<b>RS6475</b>	<b>Dodge Truck Ram 1500 Models (1/2 Ton) Pickup 4WD 1994-98, Suspension System</b>		
	RS140162	2	Lower link
	RS1531	2	Spring spacer
	RS510	2	Add-A-Leaf
	RS140167	2	Rear spring spacer
	RS7489	4	U-bolts
	RS8102	1	U-bolt hardware kit
	RS860044	1	Rear spring spacer hardware kit
	RS140168	2	Front bumpstop spacer
	RS1417	2	Bumpstop
	RS860041	1	Bumpstop hardware kit
	RS860042	1	Spring spacer hardware kit
	RS860047	1	Lower link hardware kit
	RS88015	1	Instruction sheet
	RS88015-2	1	Instruction sheet
<b>RS6476</b>	<b>Dodge Truck Ram 2500 Models (3/4 Ton) Pickup 4WD 1994-95, Suspension System</b>		
	RS140162	2	Lower link
	RS1530	2	Spring spacer
	RS140168	2	Front bumpstop spacer
	RS1417	2	Bumpstop
	RS860041	1	Bumpstop hardware kit
	RS860042	1	Spring spacer hardware kit
	RS860047	1	Lower link hardware kit
	RS88015	1	Instruction sheet
	RS88015-2	1	Instruction sheet
<b>RS6481</b>	<b>Ford Truck Expedition 4WD 1997-98, Suspension System</b>		
	RS170076	1	Brakeline, Left
	RS170077	1	Brakeline, Right
	RS176013	1	Front differential drop bracket, Left
	RS176014	1	Front differential drop bracket, Right
	RS176016	1	Right differential drop bracket
	RS860077	1	Front Subframe hardware kit
	RS860078	1	Rear Subframe hardware kit
	RS860079	1	Subframe spacer kit
	RS860080	1	Right differential hardware kit
	RS860081	1	Front differential hardware kit
	RS860082	1	Rear differential hardware kit
	RS860083	1	Bumpstop hardware kit
	RS860089	1	Endlink hardware kit
	RS860442	1	Link bracket hardware kit
	RS88082	1	Instruction sheet
	RS176054	1	Track bar / bumpstop spacer
	RS176051	2	Rear link bracket
	RS176043	1	Transmission crossmember
	RS176004	1	Right knuckle
	RS176003	1	Left knuckle
	RS176052	2	Torsion bar drop bracket
	RS176055	1	Bumpstop spacer
	RS176020	1	Subframe
	RS176031	1	Left bumpstop bracket
	RS176032	1	Right bumpstop bracket
	RS176021	1	Left FWD. drop bracket
	RS176022	1	Right FWD. drop bracket
	RS176023	1	Left Aft drop bracket
	RS176024	1	Right Aft drop bracket
	RS671	2	Rear coil spring
	RS176050	2	Rear link
	RS176053	2	Sway bar endlink
<b>RS6482</b>	<b>Ford Truck Expedition 4WD 1999-02, Suspension System</b>		
	RS170076	1	Brakeline, Left
	RS170077	1	Brakeline, Right
	RS176013	1	Front differential drop bracket, Left
	RS176014	1	Front differential drop bracket, Right
	RS176016	1	Right differential drop bracket
	RS860077	1	Front Subframe hardware kit
	RS860078	1	Rear Subframe hardware kit
	RS860079	1	Subframe spacer kit
	RS860080	1	Right differential hardware kit
	RS860081	1	Front differential hardware kit
	RS860082	1	Rear differential hardware kit

# Bill of Materials

STOCK NUMBER	COMPONENT PART	QTY.	PART DESCRIPTION
<b>RS6482</b>	<b>Ford Truck Expedition 4WD 1999-02, Suspension System — Continued</b>		
RS860083	1	Bumpstop hardware kit	
RS860089	1	Endlink hardware kit	
RS860103	1	Torsion bar drop hardware kit	
RS860104	1	Rear endlink hardware kit	
RS860105	1	Bumpstop spacer hardware kit	
RS860106	1	Track bar hardware kit	
RS860107	1	Shock hardware kit	
RS88082	1	Instruction sheet	
RS176054	1	Track bar / bumpstop spacer	
RS176251	2	Rear link bracket	
RS176243	1	Transmission crossmember	
RS176004	1	Right knuckle	
RS176003	1	Left knuckle	
RS176052	2	Torsion bar drop bracket	
RS176055	1	Bumpstop spacer	
RS176020	1	Subframe	
RS176031	1	Left bumpstop bracket	
RS176032	1	Right bumpstop bracket	
RS176021	1	Left FWD. drop bracket	
RS176022	1	Right FWD. drop bracket	
RS176023	1	Left Aft drop bracket	
RS176024	1	Right Aft drop bracket	
RS671	2	Rear coil spring	
RS176053	2	Sway bar endlink	
<b>RS6488</b>	<b>Ford Truck F Series (1/2 Ton) Pickup 4WD 1997-03, Suspension System</b>		
RS170076	1	Brakeline, Left	
RS170077	1	Brakeline, Right	
RS176013	1	Front differential drop bracket, Left	
RS176014	1	Front differential drop bracket, Right	
RS176016	1	Right differential drop bracket	
RS860077	1	Front Subframe hardware kit	
RS860078	1	Rear Subframe hardware kit	
RS860079	1	Subframe spacer kit	
RS860080	1	Right differential hardware kit	
RS860081	1	Front differential hardware kit	
RS860082	1	Rear differential hardware kit	
RS860083	1	Bumpstop hardware kit	
RS860089	1	Endlink hardware kit	
RS860085	1	Torsion bar drop hardware kit	
RS860086	1	Brakeline gasket kit	
RS740012	4	U-bolt	
RS15100	2	Rear block	
RS8103	1	U-bolt hardware	
RS88031	1	Instruction sheet	
RS88031-2	1	Instruction sheet	
RS176004	1	Right knuckle	
RS176003	1	Left knuckle	
RS176020	1	Subframe	
RS176041	1	Torsion bar drop, Left	
RS176042	1	Torsion bar drop, Right	
RS176031	1	Left bumpstop bracket	
RS176032	1	Right bumpstop bracket	
RS176021	1	Left FWD. drop bracket	
RS176022	1	Right FWD. drop bracket	
RS176023	1	Left Aft drop bracket	
RS176024	1	Right Aft drop bracket	
<b>RS6489</b>	<b>Ford Truck F Series (1/2 Ton) Pickup 4WD 1997-03, Suspension System</b>		
RS170076	1	Brakeline, Left	
RS170077	1	Brakeline, Right	
RS176013	1	Front differential drop bracket, Left	
RS176014	1	Front differential drop bracket, Right	
RS176016	1	Right differential drop bracket	
RS860077	1	Front Subframe hardware kit	
RS860078	1	Rear Subframe hardware kit	
RS860079	1	Subframe spacer kit	
RS860080	1	Right differential hardware kit	
RS860081	1	Front differential hardware kit	
RS860082	1	Rear differential hardware kit	
RS860083	1	Bumpstop hardware kit	
RS860089	1	Endlink hardware kit	
RS860085	1	Torsion bar drop hardware kit	
RS860086	1	Brakeline gasket kit	
RS740012	4	U-bolt	
RS15100	2	Rear block	
RS8103	1	U-bolt hardware	
RS176043	1	Transmission crossmember	
RS88031	1	Instruction sheet	
RS860203	1	Instruction sheet	
RS176004	1	Right knuckle	
RS176003	1	Left knuckle	
RS176020	1	Subframe	
RS176041	1	Torsion bar drop, Left	
RS176042	1	Torsion bar drop, Right	
RS176031	1	Left bumpstop bracket	

STOCK NUMBER	COMPONENT PART	QTY.	PART DESCRIPTION
<b>RS6489</b>	<b>Ford Truck F Series (1/2 Ton) Pickup 4WD 1997-03, Suspension System — Continued</b>		
RS176032	1	Right bumpstop bracket	
RS176021	1	Left FWD. drop bracket	
RS176022	1	Right FWD. drop bracket	
RS176023	1	Left Aft drop bracket	
RS176024	1	Right Aft drop bracket	
<b>RS6503</b>	<b>Jeep Wrangler (TJ Series), Suspension System</b>		
RS420027	2	Bumpstop spacer	
RS615	2	Coil spring, Front	
RS616	2	Coil spring, Rear	
RS1335	4	Link	
RS8597	1	Link bushing kit	
RS860071	1	Shift relocation hardware kit	
RS860072	1	Track bar hardware kit	
RS860073	1	Skidplate hardware kit	
RS88029	1	Instruction sheet	
<b>RS6505</b>	<b>Jeep Wrangler (TJ Series), Suspension System</b>		
RS176180	4	Link	
RS176086	1	Track bar	
RS7727	1	Pitman arm	
RS602612	1	Track bar ball joint	
RS170081	1	Brakeline, Right	
RS170082	1	Brakeline, Left	
RS176088	2	Rear endlink	
RS176089	2	Front bumpstop	
RS860155	1	Rear endlink hardware kit	
RS860157	1	Front track bar hardware kit	
RS860086	1	Brakeline gasket kit	
RS860218	1	Link bushing kit	
RS860560	1	Front endlink hardware kit	
RS88056	1	Instruction sheet	
RS88156	1	Instruction sheet	
RS615	2	Front coil spring	
RS616	2	Rear coil spring	
RS130019	1	Rear track bar bracket	
RS420027	2	Bumpstop spacer	
RS860160	1	Shift relocation hardware kit	
RS860072	1	Track bar hardware kit	
RS860161	1	Skidplate hardware kit	
<b>RS6506</b>	<b>Jeep Wrangler (TJ Series), Suspension System</b>		
RS176180	4	Link	
RS176086	1	Track bar	
RS7727	1	Pitman arm	
RS602612	1	Track bar ball joint	
RS170081	1	Brakeline, Right	
RS170082	1	Brakeline, Left	
RS176088	2	Rear endlink	
RS176089	2	Front bumpstop	
RS860155	1	Rear endlink hardware kit	
RS860157	1	Front track bar hardware kit	
RS860086	1	Brakeline gasket kit	
RS860218	1	Link bushing kit	
RS860560	1	Front endlink hardware kit	
RS860561	1	Front endlink hardware kit	
RS88056	1	Instruction sheet	
RS88156	1	Instruction sheet	
RS615	2	Front coil spring	
RS616	2	Rear coil spring	
RS130019	1	Rear track bar bracket	
RS420027	2	Bumpstop spacer	
RS860160	1	Shift relocation hardware kit	
RS860072	1	Track bar hardware kit	
RS860161	1	Skidplate hardware kit	
<b>RS6507</b>	<b>Jeep Wrangler (JK Series) 2007-08, Sport Suspension System</b>		
RS176435	1	Front drop bracket, Left	
RS176436	1	Front drop bracket, Right	
RS7789	1	Pitman arm	
RS176438B	2	Swaybar bracket	
RS176437B	1	Track bar bracket	
RS88507	1	Instruction sheet	
RS176439	1	Brakeline bracket	
RS176441	1	Brakeline bracket	
RS176440B	1	Track bar bracket	
RS176442	2	Brakeline bracket, Rear	
RS176444	2	Bumpstop, Rear	
RS176443	2	Bumpstop, Front	
RS176445	2	Swaybar bracket, Rear	
RS694	2	Coil spring, Front	
RS817	2	Coil spring, Rear	
<b>RS6507B</b>	<b>Jeep Wrangler (JK Series) 2007-08, Sport Suspension System</b>		
RS176435B	1	Front drop bracket, Left	
RS176436B	1	Front drop bracket, Right	
RS7789	1	Pitman arm	
RS176438B	2	Swaybar bracket	

# Bill of Materials

STOCK NUMBER	COMPONENT PART	QTY.	PART DESCRIPTION
<b>RS6507B</b>	<b>Jeep Wrangler (JK Series) 2007-08, Sport Suspension System —</b>		
	<b>Continued</b>		
	RS176437B	1	Track bar bracket
	RS88507	1	Instruction sheet
	RS176439	1	Brakeline bracket
	RS176441	1	Brakeline bracket
	RS176440B	1	Track bar bracket
	RS176442	2	Brakeline bracket, Rear
	RS176444	2	Bumpstop, Rear
	RS176443	2	Bumpstop, Front
	RS176445	2	Swaybar bracket, Rear
	RS694B	2	Coil spring, Front
	RS817B	2	Coil spring, Rear
<b>RS6509</b>	<b>Jeep Wrangler (JK Series) 2007-08, Long Arm Suspension System</b>		
	RS176446	1	Front lower link, Left
	RS176447	1	Front lower link, Right
	RS176448	2	Front caster link
	RS7789	1	Pitman arm
	RS170110	1	Brakeline bracket, Front Left
	RS170113	1	Brakeline bracket, Front Right
	RS176437B	1	Track bar bracket, Front
	RS176460B	1	Transmission cross member
	RS176478B	2	Bumpstop bracket, Rear
	RS176443	2	Bumpstop Spacer, Front
	RS860574	1	Front trackbar hardware kit
	RS88509	1	Instruction sheet
	RS860587	1	Articulation bushing kit
	RS860588	1	Articulation bushing hardware kit
	RS860589	1	Caster link hardware kit
	RS170111	1	Brakeline bracket, Rear Left
	RS170112	1	Brakeline bracket, Rear Right
	RS176463	2	Lower link, Rear
	RS176464B	1	Axle truss bracket
	RS176465	1	Rear Y-link
	RS176466B	1	Left rear lower link bracket
	RS176467B	1	Right rear lower link bracket
	RS176468B	1	Right rear sway bar bracket
	RS176469B	1	Y-link crossmember
	RS176473B	1	Left rear sway bar bracket
	RS176472B	2	Axle tube bracket
	RS176470B	1	Left differential plate
	RS176471B	1	Right differential plate
	RS176449B	2	Rear sway bar end link
	RS860591	1	Rear Lower link hardware kit
	RS860592	1	Bumps stop bracket hardware kit
	RS860593	1	Differential plate hardware kit
	RS860594	1	Axle tube hardware kit
	RS860595	1	Y-link hardware kit
	RS694	2	Coil Spring, Front
	RS817	2	Coil Spring, Rear
<b>RS6509B</b>	<b>Jeep Wrangler (JK Series) 2007-08, Long Arm Suspension System</b>		
	RS176446B	1	Front lower link, Left
	RS176447B	1	Front lower link, Right
	RS176448B	2	Front caster link
	RS7789	1	Pitman arm
	RS170110	1	Brakeline bracket, Front Left
	RS170113	1	Brakeline bracket, Front Right
	RS176437B	1	Track bar bracket, Front
	RS176460B	1	Transmission cross member
	RS176478B	1	Bumpstop bracket, Rear
	RS176443	2	Bumpstop Spacer, Front
	RS860574	1	Front trackbar hardware kit
	RS88509	1	Instruction sheet
	RS860587	1	Articulation bushing kit
	RS860588	1	Articulation bushing hardware kit
	RS860589	1	Caster link hardware kit
	RS170111	1	Brakeline bracket, Rear Left
	RS170112	1	Brakeline bracket, Rear Right
	RS176463B	2	Lower link, Rear
	RS176464B	1	Axle truss bracket
	RS176465B	1	Rear Y-link
	RS176466B	1	Left rear lower link bracket
	RS176467B	1	Right rear lower link bracket
	RS176468B	1	Right rear sway bar bracket
	RS176469B	1	Y-link crossmember
	RS176473B	1	Left rear sway bar bracket
	RS176472B	2	Axle tube bracket
	RS176470B	1	Left differential plate
	RS176471B	1	Right differential plate
	RS176449B	2	Rear sway bar end link
	RS860591	1	Rear Lower link hardware kit
	RS860592	1	Bumps stop bracket hardware kit
	RS860593	1	Differential plate hardware kit
	RS860594	1	Axle tube hardware kit
	RS860595	1	Y-link hardware kit
	RS694B	2	Coil Spring, Front
	RS817B	2	Coil Spring, Rear

STOCK NUMBER	COMPONENT PART	QTY.	PART DESCRIPTION
<b>RS6510</b>	<b>Ford Truck Superduty 2005-07, Suspension System</b>		
	RS176320	1	Radius arm, Left
	RS176321	1	Radius arm, Right
	RS176322	2	Bumpstop spacer, Front
	RS88510	1	Instruction sheet
	RS176340	2	Brakeline bracket
<b>RS6511</b>	<b>Ford Truck Superduty 2005-07, Suspension System</b>		
	RS176323	1	Radius arm, Left
	RS176324	1	Radius arm, Right
	RS176325	2	Bumpstop spacer, Front
	RS176329	2	Brakeline bracket
	RS860516	1	Brakeline bracket hardware kit
	RS88511	1	Instruction sheet
	RS176327	1	Track bar relocation bracket
	RS176328	2	Endlink
	RS7790	1	Pitman arm
	RS860514	1	Endlink hardware kit
	RS860517	1	Track bar / pitman hardware kit
	RS15102	1	Block, LR
	RS15103	1	Block, RR
	RS176223	1	Carrier bearing spacer
	RS740021	4	U-Bolts
	RS860449	1	U-Bolt hardware kit
	RS860482	1	Carrier bearing spacer hardware kit
<b>RS6514</b>	<b>Ford Truck F Series (3/4,1Ton) Pickup 4WD 2008</b>		
	RS176323	1	Left Radius Arm
	RS176324	1	Right Radius Arm
	RS176325	2	Bumpstop spacer
	RS176420	2	Brakeline bracket
	RS860516	1	Brakeline bracket hardware kit
	RS88514	1	Instruction sheet
	RS7790	1	Pitman arm
	RS176005	2	Swaybar endlink
	RS860578	1	Swaybar endlink hardware kit
	RS860517	1	Trackbar / pitman arm hardware kit
	RS176499B	1	Trackbar bracket
	RS15102	1	Block, LR
	RS15103	1	Block, RR
	RS176223	1	Carrier bearing spacer
	RS740021	4	U-Bolts
	RS860449	1	U-Bolt hardware kit
	RS860482	1	Carrier bearing spacer hardware kit
<b>RS6514B</b>	<b>Ford Truck F Series (3/4,1Ton) Pickup 4WD 2008</b>		
	RS176323B	1	Left Radius Arm
	RS176324B	1	Right Radius Arm
	RS176325	2	Bumpstop spacer
	RS176420	2	Brakeline bracket
	RS860516	1	Brakeline bracket hardware kit
	RS88514	1	Instruction sheet
	RS7790	1	Pitman arm
	RS176499B	1	Trackbar bracket
	RS176005	2	Swaybar endlink
	RS860578	1	Swaybar endlink hardware kit
	RS860517	1	Trackbar / pitman arm hardware kit
	RS15102	1	Block, LR
	RS15103	1	Block, RR
	RS176223	1	Carrier bearing spacer
	RS740021	4	U-Bolts
	RS860449	1	U-Bolt hardware kit
	RS860482	1	Carrier bearing spacer hardware kit
<b>RS6515</b>	<b>Ford Truck F Series (3/4,1Ton) Pickup 4WD 2008</b>		
	RS176320	1	Left Radius Arm
	RS176321	1	Right Radius Arm
	RS860513	1	Hardware kit
	RS176322	2	Bumpstop spacer
	RS176005	2	Swaybar endlink
	RS860585	1	Swaybar endlink hardware kit
	RS88515	1	Instruction sheet
<b>RS6515B</b>	<b>Ford Truck F Series (3/4,1Ton) Pickup 4WD 2008</b>		
	RS176320B	1	Left Radius Arm
	RS176321B	1	Right Radius Arm
	RS860513	1	Hardware kit
	RS176322	2	Bumpstop spacer
	RS176005	2	Swaybar endlink
	RS860585	1	Swaybar endlink hardware kit
	RS88515	1	Instruction sheet
<b>RS6542</b>	<b>Ford Truck F Series (3/4,1Ton) Pickup 4WD 1999-04, Suspension Bracket Kit</b>		
	RS176079	1	Track bar relocation bracket
	RS170083	1	Brakeline, Right
	RS170084	1	Brakeline, Left
	RS740015	4	U-bolt
	RS176099	2	Endlink
	RS860151	1	Endlink hardware kit

# Bill of Materials

STOCK NUMBER	COMPONENT PART	QTY.	PART DESCRIPTION
RS6542	<b>Ford Truck F Series (3/4,1Ton) Pickup 4WD 1999-04, Suspension Bracket Kit — Continued</b>		
RS860150	1	Track bar hardware kit	
RS860086	1	Brakeline gasket kit	
RS7730	1	Pitman arm	
RS88042	1	Instruction sheet	
RS860152	1	U-Bolt hardware kit	
RS6543	<b>Chevy Truck K, V Models (1/2 Ton) Pickup 4WD 1988-98, Suspension System</b>		
RS176063	1	Torsion bar drop bracket, Right	
RS176064	1	Torsion bar drop bracket, Left	
RS176066	1	Upper control arm drop bracket, Left	
RS176067	1	Upper control arm drop bracket, Right	
RS176071	1	Skidplate drop bracket	
RS1417	2	Bumpstop	
RS170011	2	Bumpstop spacer	
RS860120	1	Torsion bar drop bracket hardware kit	
RS88043	1	Instruction sheet	
RS88043-1	1	Instruction sheet	
RS176060	1	Right axle tube drop bracket	
RS176065	1	Relay rod	
RS860114	1	Subframe hardware kit	
RS860115	1	Idle link hardware kit	
RS860119	1	UCA drop bracket hardware kit	
RS860126	1	Endlink hardware kit	
RS860086	1	Brakeline gasket kit	
RS170080	2	Brakeline	
RS860070	1	Subframe hardware kit, Shims	
RS860127	1	Steering stabilizer hardware kit	
RS860128	1	Skidplate hardware kit	
RS860118	1	Right axle tube drop hardware kit	
RS860121	1	Differential hardware kit	
RS860122	1	Aft brace hardware kit	
RS860123	1	Aft brace bracket hardware kit	
RS860124	1	Rear brakeline hardware kit	
RS860125	1	Aft brace bushing kit	
RS8514	1	Right axle tube drop bracket bushing kit	
RS8063	1	CV hardware kit	
RS176061	1	Differential drop bracket	
RS176068	1	Differential brace	
RS176073	2	Aft brace bracket	
RS15080	2	Rear block	
RS740014	4	U-bolt	
RS8102	1	U-bolt hardware kit	
RS176257	1	Subframe	
RS176062	2	Subframe aft brace	
RS6545	<b>Chevy Truck Silverado 1500 1999-07 Classic, Suspension System</b>		
RS860174	1	Subframe hardware kit	
RS860175	1	Front differential hardware kit	
RS860176	1	Axle spacer hardware kit	
RS860177	1	Support tube hardware kit	
RS860178	1	Torsion bar crossmember hardware kit	
RS860179	1	Differential hardware kit	
RS860180	1	Endlink hardware kit	
RS176235	2	Axle spacer	
RS176136	2	Rear bumpstop spacer	
RS331	2	Add-a-Leaf	
RS15080	2	Rear block	
RS88045	1	Instruction sheet	
RS88045-1	1	Instruction sheet	
RS860182	1	Bumpstop hardware kit	
RS176159	1	Frame plate	
RS176127	2	Torsion bar drop bracket	
RS176130	1	Differential support bracket	
RS176131	1	Right axle tube drop bracket	
RS176138	2	Aft brace bracket	
RS860410	1	Leaf spring hardware kit	
RS860448	1	Skidplate hardware kit	
RS176128	1	Left knuckle	
RS176129	1	Right knuckle	
RS176126	1	Subframe	
RS176132	2	Subframe aft brace	
RS6547	<b>Chevy Truck Suburban, Tahoe/Yukon 4WD 2000-06, Suspension System</b>		
RS176130	1	Differential support bracket	
RS176235	2	Axle spacer	
RS176190	1	Rear link drop bracket, Left	
RS176191	1	Rear link drop bracket, Right	
RS860174	1	Subframe hardware kit	
RS860175	1	Front differential hardware kit	
RS860176	1	Axle spacer hardware kit	
RS860179	1	Differential hardware kit	
RS860448	1	Skidplate hardware kit	
RS176131	1	Right axle tube drop bracket	
RS176194	2	Torsion bar drop bracket	
RS176195	2	Rear endlink	
RS860180	1	Front endlink hardware kit	

STOCK NUMBER	COMPONENT PART	QTY.	PART DESCRIPTION
RS6547	<b>Chevy Truck Suburban, Tahoe/Yukon 4WD 2000-06, Suspension System — Continued</b>		
RS860177	1	Support tube hardware kit	
RS860411	1	Torsion bar crossmember hardware kit	
RS860412	1	Rear endlink hardware kit	
RS860413	1	Brakeline bracket hardware kit	
RS860414	1	Rear drop link hardware kit	
RS860415	1	Rear track bar hardware kit	
RS860416	1	Bumpstop hardware kit, Rear	
RS88146	1	Instruction sheet	
RS176159	1	Frame plate	
RS176128	1	Left knuckle	
RS176129	1	Right knuckle	
RS176126	1	Subframe	
RS176132	2	Subframe aft brace	
RS88045-1	1	Instruction sheet	
RS176138	2	Aft brace bracket	
RS176192	1	Track bar bracket	
RS176193	2	Bumpstop, Rear	
RS6548	<b>Chevy Truck Silverado HD 2500 2001-08, Suspension System</b>		
RS860436	1	Axle spacer hardware kit	
RS860175	1	Axle tube hardware kit, Right	
RS860179	1	Front differential hardware kit	
RS176219	1	Frame plate	
RS176221	1	Axle tube drop bracket, Right	
RS15050	2	Rear block	
RS740014	4	U-bolt	
RS860152	1	U-bolt hardware kit	
RS860440	1	Rear bumpstop hardware kit	
RS860441	1	Carrier bearing hardware kit	
RS176220	1	Differential support bracket	
RS176223	1	Carrier bearing spacer	
RS176224	2	Torsion bar drop bracket	
RS176225	2	Rear bumpstop spacer	
RS176326	2	Axle spacer	
RS176138	2	Aft brace bracket	
RS88148	1	Instruction sheet	
RS176214	1	Left knuckle	
RS176215	1	Right knuckle	
RS176218	1	Subframe	
RS860433	1	Subframe hardware kit	
RS860434	1	Aft brace hardware kit	
RS860435	1	Subframe hardware kit	
RS860437	1	Torsion bar crossmember hardware kit	
RS860180	1	Endlink hardware kit	
RS860438	1	Brakeline hardware kit	
RS176222	2	Aft brace	
RS6549	<b>Chevy Truck Silverado 2500 (8600 GVW) 1999-00, Suspension System</b>		
RS860436	1	Axle spacer hardware kit	
RS860175	1	Axle tube hardware kit, Right	
RS860179	1	Front differential hardware kit	
RS176219	1	Frame plate	
RS176221	1	Axle tube drop bracket, Right	
RS15050	2	Rear block	
RS740014	4	U-bolt	
RS860152	1	U-bolt hardware kit	
RS860440	1	Rear bumpstop hardware kit	
RS860441	1	Carrier bearing hardware kit	
RS176220	1	Differential support bracket	
RS176223	1	Carrier bearing spacer	
RS176228	2	Torsion bar drop bracket	
RS176225	2	Rear bumpstop spacer	
RS176326	2	Axle spacer	
RS176138	2	Aft brace bracket	
RS88148	1	Instruction sheet	
RS176216	1	Left knuckle	
RS176217	1	Right knuckle	
RS176218	1	Subframe	
RS860433	1	Subframe hardware kit	
RS860434	1	Aft brace hardware kit	
RS860435	1	Subframe hardware kit	
RS860437	1	Torsion bar crossmember hardware kit	
RS860180	1	Endlink hardware kit	
RS860438	1	Brakeline hardware kit	
RS176222	2	Aft brace	
RS6550	<b>Chevy Truck Silverado 2500 (8600 GVW) 2001-06, Suspension System</b>		
RS860436	1	Axle spacer hardware kit	
RS860175	1	Axle tube hardware kit, Right	
RS860179	1	Front differential hardware kit	
RS176219	1	Frame plate	
RS176221	1	Axle tube drop bracket, Right	
RS15050	2	Rear block	
RS740014	4	U-bolt	
RS860152	1	U-bolt hardware kit	
RS860440	1	Rear bumpstop hardware kit	

# Bill of Materials

STOCK NUMBER	COMPONENT PART	QTY.	PART DESCRIPTION
<b>RS6550</b>	<b>Chevy Truck Silverado 2500 (8600 GVW) 2001-06, Suspension System — Continued</b>		
RS860441	1	Carrier bearing hardware kit	
RS176220	1	Differential support bracket	
RS176223	1	Carrier bearing spacer	
RS176228	2	Torsion bar drop bracket	
RS176225	2	Rear bumpstop spacer	
RS176326	2	Axle spacer	
RS176138	2	Aft brace bracket	
RS88148	1	Instruction sheet	
RS176214	1	Left knuckle	
RS176215	1	Right knuckle	
RS176218	1	Subframe	
RS860433	1	Subframe hardware kit	
RS860434	1	Aft brace hardware kit	
RS860435	1	Subframe hardware kit	
RS860437	1	Torsion bar crossmember hardware kit	
RS860180	1	Endlink hardware kit	
RS860438	1	Brakeline hardware kit	
RS176222	2	Aft brace	
<b>RS6551</b>	<b>Chevy Truck 3/4 ton Suburban 2001-07, Suspension System</b>		
RS860436	1	Axle spacer hardware kit	
RS860175	1	Axle tube hardware kit, Right	
RS860179	1	Front differential hardware kit	
RS176219	1	Frame plate	
RS176221	1	Axle tube drop bracket, Right	
RS15050	2	Rear block	
RS7495	4	U-bolt	
RS860152	1	U-bolt hardware kit	
RS860182	1	Rear bumpstop hardware kit	
RS176220	1	Differential support bracket	
RS176228	2	Torsion bar drop bracket	
RS176236	2	Rear bumpstop spacer	
RS176326	2	Axle spacer	
RS176138	2	Aft brace bracket	
RS88051	1	Instruction sheet	
RS176214	1	Left knuckle	
RS176215	1	Right knuckle	
RS860396	1	Subframe	
RS176218	1	Subframe	
RS860433	1	Subframe hardware kit	
RS860434	1	Aft brace hardware kit	
RS860435	1	Subframe hardware kit	
RS860437	1	Torsion bar crossmember hardware kit	
RS860180	1	Endlink hardware kit	
RS860438	1	Brakeline hardware kit	
RS176222	2	Aft brace	
<b>RS6552</b>	<b>Ford Truck (3/4, 1 Ton) Superduty Pickup 4WD 1999, Suspension Bracket Kit</b>		
RS176093	1	Track bar drop bracket	
RS170083	1	Brakeline, Right	
RS170084	1	Brakeline, Left	
RS740015	4	U-bolt	
RS176099	2	Endlink	
RS860151	1	Endlink hardware kit	
RS860150	1	Track bar hardware kit	
RS860152	1	U-bolt hardware kit	
RS860086	1	Brakeline gasket kit	
RS7764	1	Pitman arm	
RS88042	1	Instruction sheet	
<b>RS6553</b>	<b>Ford Truck (3/4, 1 Ton) Superduty Pickup 4WD 1999, Suspension Bracket Kit</b>		
RS176093	1	Track bar drop bracket	
RS170083	1	Brakeline, Right	
RS170084	1	Brakeline, Left	
RS740018	4	U-bolt	
RS860150	1	Track bar hardware kit	
RS860449	1	U-bolt hardware kit	
RS860086	1	Brakeline gasket kit	
RS7764	1	Pitman arm	
RS88153	1	Instruction sheet	
<b>RS6555</b>	<b>Chevy Truck Tahoe (4-door) 4WD 1995-99, Suspension System</b>		
RS140310	2	Torsion bar crossmember bracket	
RS176066	1	Upper control arm drop bracket, Left	
RS176067	1	Upper control arm drop bracket, Right	
RS176071	1	Skidplate drop bracket	
RS170013	2	Bumpstop spacer	
RS860006	1	Torsion bar bracket hardware kit	
RS860008	1	Crossmember bushing kit	
RS88055	1	Instruction sheet	
RS88043-1	1	Instruction sheet	
RS176060	1	Right axle tube drop bracket	
RS176065	1	Right axle tube drop bracket	
RS860114	1	Subframe hardware kit	
RS860115	1	Idler link hardware kit	
RS860119	1	UCA drop bracket hardware kit	

STOCK NUMBER	COMPONENT PART	QTY.	PART DESCRIPTION
<b>RS6555</b>	<b>Chevy Truck Tahoe (4-door) 4WD 1995-99, Suspension System — Continued</b>		
RS860126	1	Endlink hardware kit	
RS860086	1	Brakeline gasket kit	
RS170080	2	Brakeline	
RS860070	1	Subframe hardware kit, Shims	
RS860127	1	Steering stabilizer hardware kit	
RS860128	1	Skidplate hardware kit	
RS860118	1	Right axle tube drop hardware kit	
RS860121	1	Differential hardware kit	
RS860122	1	Aft brace hardware kit	
RS860123	1	Aft brace bracket hardware kit	
RS860124	1	Rear brakeline hardware kit	
RS860125	1	Aft brace bushing kit	
RS8514	1	Right axle tube drop bracket bushing kit	
RS8063	1	CV hardware kit	
RS176061	1	Differential drop bracket	
RS176068	1	Differential brace	
RS176073	2	Aft brace bracket	
RS15080	2	Rear block	
RS740014	4	U-bolt	
RS8102	1	U-bolt hardware kit	
RS176257	1	Subframe	
RS176062	2	Subframe aft brace	
<b>RS6556</b>	<b>Hummer H2 2003-08, Suspension System</b>		
RS176219	1	Frame plate	
RS176220	1	Differential support bracket	
RS176326	2	Axle spacer	
RS176138	2	Aft brace bracket	
RS176271	2	Torsion bar drop bracket	
RS176272	1	Right axle tube drop bracket	
RS176274	1	Skid plat drop bracket	
RS176275	1	Track bar bracket	
RS176276	1	Rear link drop bracket, Left	
RS176277	1	Rear link drop bracket, Right	
RS176193	2	Bumpstop, Rear	
RS176195	2	Rear endlink	
RS88556	1	Instruction sheet	
RS860179	1	Front differential hardware kit	
RS860497	1	Endlink hardware kit	
RS860433	1	Subframe hardware kit	
RS860436	1	Axle spacer hardware kit	
RS860438	1	Brakeline hardware kit	
RS860474	1	Aft brace hardware kit	
RS860475	1	Torsion bar crossmember hardware kit	
RS860476	1	Right axle tube hardware kit	
RS860477	1	Front differential hardware kit	
RS860478	1	Skidplate hardware kit	
RS860479	1	Front differential bushing kit	
RS860412	1	Endlink hardware kit	
RS860413	1	Brakeline bracket kit	
RS860414	1	Rear drop link hardware kit	
RS860415	1	Rear track bar hardware kit	
RS860416	1	Bumpstop hardware kit, rear	
RS176214	1	Left knuckle	
RS176215	1	Right knuckle	
RS176270	1	Subframe	
RS176222	2	Aft brace	
RS692	2	Coil Spring	
<b>RS6557</b>	<b>Hummer H2 2003-08, Suspension System</b>		
RS176219	1	Frame plate	
RS176220	1	Differential support bracket	
RS176326	2	Axle spacer	
RS176138	2	Aft brace bracket	
RS176271	2	Torsion bar drop bracket	
RS176272	1	Right axle tube drop bracket	
RS176274	1	Skid plat drop bracket	
RS176275	1	Track bar bracket	
RS176276	1	Rear link drop bracket, Left	
RS176277	1	Rear link drop bracket, Right	
RS176193	2	Bumpstop, Rear	
RS176195	2	Rear endlink	
RS88556	1	Instruction sheet	
RS860179	1	Front differential hardware kit	
RS860497	1	Endlink hardware kit	
RS860433	1	Subframe hardware kit	
RS860436	1	Axle spacer hardware kit	
RS860438	1	Brakeline hardware kit	
RS860474	1	Aft brace hardware kit	
RS860475	1	Torsion bar crossmember hardware kit	
RS860476	1	Right axle tube hardware kit	
RS860477	1	Front differential hardware kit	
RS860478	1	Skidplate hardware kit	
RS860479	1	Front differential bushing kit	
RS860412	1	Endlink hardware kit, rear	
RS860413	1	Brakeline bracket kit	
RS860414	1	Rear drop link hardware kit	
RS860415	1	Rear track bar hardware kit	

# Bill of Materials

STOCK NUMBER	COMPONENT PART	QTY.	PART DESCRIPTION
<b>RS6557</b>	<b>Hummer H2 2003-08, Suspension System — Continued</b>		
RS860416	1	Bumpstop hardware kit, rear	
RS176214	1	Left knuckle	
RS176215	1	Right knuckle	
RS176270	1	Subframe	
RS176222	2	Aft brace	
RS176279	2	Air spring spacer	
RS176280	2	Air spring retainer	
RS860480	1	Air spring hardware kit	
RS860577	1	Sensor link kit	
<b>RS6558B</b>	<b>Hummer H3 2005-08, Suspension System</b>		
RS176346B	1	Front crossmember	
RS176347B	1	Rear crossmember	
RS176348	2	Differential drop bracket	
RS176088B	4	Endlink, Rear	
RS176349	2	Bumpstop bracket, Rear	
RS176354B	2	Subframe aft brace	
RS176340	1	Brakeline bracket	
RS176356	1	Skid plate	
RS176357	2	Aft brace bracket	
RS176360	2	Rear bumpstop	
RS88558	1	Instruction sheet	
RS176355	2	Bumpstop nut bracket	
RS176352	1	Torsion bar relocation, Left	
RS176353	1	Torsion bar relocation, Right	
RS176350	1	Knuckle, Left	
RS176351	1	Knuckle, Right	
RS44058	2	Rear leaf spring	
<b>RS6559B</b>	<b>Chevy Truck Colorado 2004-08, Suspension System</b>		
RS176346B	1	Front crossmember	
RS176405B	1	Rear crossmember	
RS176348	2	Differential drop bracket	
RS176406	2	Differential drop bracket	
RS176413	2	Rear shackle	
RS176407	1	Bumpstop, Left	
RS176408	1	Bumpstop, Right	
RS176352	1	Torsion bar relocation, Left	
RS176353	1	Torsion bar relocation, Right	
RS176414	1	Differential skid plate, Front	
RS176357	2	Aft brace bracket	
RS176409	2	Bumpstop, Rear	
RS176403	1	Swaybar bracket, Left	
RS176404	1	Swaybar bracket, Right	
RS176410B	2	Subframe aft brace	
RS170107	2	Brakeline	
RS176399	2	Rear leaf spring bracket	
RS176411	1	Knuckle, Left	
RS176412	1	Knuckle, Right	
<b>RS6560</b>	<b>Dodge Truck Dakota 4WD 2000-02, Suspension System</b>		
RS170098	1	Brakeline, Right	
RS170099	1	Brakeline, Left	
RS176247	1	Front crossmember	
RS176248	1	Rear crossmember	
RS176262	1	Skidplate	
RS176249	1	Differential drop bracket, Front forward	
RS176250	1	Differential drop bracket, Front aft	
RS176252	1	Differential drop bracket, Aft right	
RS176253	1	Differential drop bracket, Aft Left	
RS176254	1	Differential drop bracket, Right forward	
RS176255	1	Differential drop bracket, Right aft	
RS176258	1	Crossmember drop bracket, Left	
RS176259	1	Crossmember drop bracket, Right	
RS176256	1	Transmission spacer	
RS860463	1	Knuckle hardware kit	
RS860464	1	Front crossmember hardware kit	
RS860465	1	Rear crossmember hardware kit	
RS860466	1	Differential skidplate hardware kit	
RS860467	2	Differential hardware kit, Front & right	
RS860468	1	Differential hardware kit, Rear	
RS860470	1	Transmission drop bracket hardware kit	
RS860471	1	Transmission spacer hardware kit	
RS860086	1	Brakeline gasket kit	
RS860472	1	Transmission skidplate hardware kit	
RS860086	1	Brakeline gasket kit	
RS88061	1	Instruction sheet	
RS176260	1	Knuckle, Left	
RS176261	1	Knuckle, Right	
RS860187	1	Rear spring hardware kit	
RS176284	2	Rear spring forward bracket	
RS176283	2	Rear spring shackle	
RS176285	2	Rear bumpstop bracket	

STOCK NUMBER	COMPONENT PART	QTY.	PART DESCRIPTION
<b>RS6561</b>	<b>Dodge Truck Durango 4WD 2000-02, Suspension System</b>		
RS170098	1	Brakeline, Right	
RS170099	1	Brakeline, Left	
RS176247	1	Front crossmember	
RS176248	1	Rear crossmember	
RS176262	1	Skidplate	
RS176249	1	Differential drop bracket, Front forward	
RS176250	1	Differential drop bracket, Front aft	
RS176252	1	Differential drop bracket, Aft right	
RS176253	1	Differential drop bracket, Aft Left	
RS176254	1	Differential drop bracket, Right forward	
RS176255	1	Differential drop bracket, Right aft	
RS176258	1	Crossmember drop bracket, Left	
RS176259	1	Crossmember drop bracket, Right	
RS176256	1	Transmission spacer	
RS176263	2	Axle spacer	
RS176121	1	Torsion bar drop bracket, Left	
RS176122	1	Torsion bar drop bracket, Rear	
RS860170	1	Torsion bar drop bracket	
RS860463	1	Knuckle hardware kit	
RS860464	1	Front crossmember hardware kit	
RS860465	1	Rear crossmember hardware kit	
RS860466	1	Differential skidplate hardware kit	
RS860467	2	Differential hardware kit, Front & right	
RS860468	1	Differential hardware kit, Rear	
RS860470	1	Transmission drop bracket hardware kit	
RS860471	1	Transmission spacer hardware kit	
RS860472	1	Transmission skidplate hardware kit	
RS860086	1	Brakeline gasket kit	
RS88061	1	Instruction sheet	
RS176260	1	Knuckle, Left	
RS176261	1	Knuckle, Right	
RS860187	1	Rear spring hardware kit	
RS176284	2	Rear spring forward bracket	
RS176283	2	Rear spring shackle	
RS176285	2	Rear bumpstop bracket	
<b>RS6565</b>	<b>Dodge Truck Ram 1500 (1/2 Ton) Pickup 4WD 2000-01, Suspension System</b>		
RS140162	2	Lower link	
RS140163	2	Upper link	
RS140164	1	Upper dual shock mount, Right	
RS140165	1	Upper dual shock mount, Left	
RS140168	2	Front bumpstop spacer	
RS1417	2	Bumpstop	
RS1531	2	Coil spring spacer	
RS510	2	Rear add-a-leaf	
RS860400	1	Upper link hardware kit	
RS176210	1	Lower dual shock mount, Right	
RS176211	1	Lower dual shock mount, Left	
RS860041	1	Bumpstop hardware kit	
RS860042	1	Spring spacer hardware kit	
RS140167	2	Rear spring spacer	
RS88065	1	Instruction sheet	
RS88015-2	1	Instruction sheet	
<b>RS6566</b>	<b>Dodge Truck Ram 1500 (1/2 Ton) Pickup 4WD 2000-01, Suspension System</b>		
RS140162	2	Lower link	
RS140163	2	Upper link	
RS140164	1	Upper dual shock mount, Right	
RS140165	1	Upper dual shock mount, Left	
RS140168	2	Front bumpstop spacer	
RS1417	2	Bumpstop	
RS1530	2	Coil spring spacer	
RS860401	1	Lower link hardware kit	
RS860400	1	Upper link hardware kit	
RS176210	1	Lower dual shock mount, Right	
RS176211	1	Lower dual shock mount, Left	
RS860041	1	Bumpstop hardware kit	
RS860042	1	Spring spacer hardware kit	
RS860402	1	Dual shock hardware kit	
RS88065	1	Instruction sheet	
RS88015-2	1	Instruction sheet	
<b>RS6568</b>	<b>Chevy Truck Tahoe (2-door) 4WD 1995-99, Suspension System</b>		
RS176063	1	Torsion bar drop bracket, Right	
RS176064	1	Torsion bar drop bracket, Left	
RS176066	1	Upper control arm drop bracket, Left	
RS176067	1	Upper control arm drop bracket, Right	
RS176071	1	Skidplate drop bracket	
RS860117	1	Rear bumpstop hardware kit	
RS170011	2	bumpstop spacer	
RS860120	1	Torsion bar bracket hardware kit	
RS860129	1	Rear endlink kit	
RS88068	1	Instruction sheet	
RS88043-1	1	Instruction sheet	
RS176060	1	Right axle tube drop bracket	
RS176065	1	Right axle tube drop bracket	
RS860114	1	Subframe hardware kit	



# Bill of Materials

STOCK NUMBER	COMPONENT PART	QTY.	PART DESCRIPTION
<b>RS6568</b>	<b>Chevy Truck Tahoe (2-door) 4WD 1995-99, Suspension System — Continued</b>		
	RS860115	1	Idler link hardware kit
	RS860119	1	UCA drop bracket hardware kit
	RS860126	1	Endlink hardware kit
	RS860086	1	Brakeline gasket kit
	RS170080	2	Brakeline
	RS860070	1	Subframe hardware kit, Shims
	RS860127	1	Steering stabilizer hardware kit
	RS860128	1	Skidplate hardware kit
	RS860118	1	Right axle tube drop hardware kit
	RS860121	1	Differential hardware kit
	RS860122	1	Aft brace hardware kit
	RS860123	1	Aft brace bracket hardware kit
	RS860124	1	Rear brakeline hardware kit
	RS860125	1	Aft brace bushing kit
	RS8514	1	Right axle tube drop bracket bushing kit
	RS8063	1	CV hardware kit
	RS176061	1	Differential drop bracket
	RS176068	1	Differential brace
	RS176073	2	Aft brace bracket
	RS176257	1	Subframe
	RS176062	2	Subframe aft brace
<b>RS6570</b>	<b>Ford Truck F Series (1/2 Ton) Pickup 4WD 1981-93, Bent Radius Arm Kit</b>		
	RS1767	1	Axle beam bracket, Left
	RS1768	1	Axle beam bracket, Right
	RS1769	1	Double plate
	RS314	2	Rear add-a-leaf, Short
	RS506	2	Rear add-a-leaf, Long
	RS1770	2	Bumpstop spacer
	RS8355	1	5/16 hardware kit
	RS8358	1	3/8 hardware kit
	RS8360	3	7/16 hardware kit
	RS8362	1	9/16 hardware kit
	RS8363	1	Center bolt hardware kit
	RS8540A	1	Steering stop hardware kit
	RS176101	1	Left radius arm
	RS176102	1	Right radius arm
	RS860093	1	Shock mount hardware kit
	RS88035	1	Instruction sheet
	RS860094	1	Radius arm hardware kit
	RS88023	1	Instruction sheet
<b>RS6573</b>	<b>Dodge Truck Ram 1500 Models (1/2 Ton) Pickup 4WD 2002-05, Suspension System</b>		
	RS176240	1	Differential drop bracket, Left
	RS176241	1	Differential drop bracket, Right
	RS176238	1	Axle tube drop bracket, Front
	RS176239	1	Axle tube drop bracket, Back
	RS176244	2	Torsion bar crossmember bracket
	RS176233	2	Front bumpstop spacer
	RS1431	2	Bumpstop
	RS176149	2	Aft brace bracket
	RS602614	2	Tie rod end
	RS170085	1	Brakeline, Left
	RS170086	1	Brakeline, Right
	RS176242	1	Differential drop bracket, Aft
	RS176152	2	Rear bumpstop bracket
	RS860451	1	Endlink hardware kit
	RS860455	1	Aft brace hardware kit
	RS860450	1	Subframe hardware kit
	RS860452	1	Axle tube hardware kit
	RS860453	1	Differential drop hardware kit
	RS860456	1	Torsion bar hardware kit
	RS860457	1	OE skidplate hardware kit
	RS860459	1	Tie rod hardware kit
	RS860460	1	Hub spacer kit
	RS860461	1	Front bumpstop hardware kit
	RS860406	1	Rear bumpstop hardware kit
	RS860086	1	Brakeline gasket kit
	RS15140	2	Rear block
	RS740022	4	U-bolt
	RS860152	1	U-bolt hardware kit
	RS88073	1	Instruction sheet
	RS176230	1	Left knuckle
	RS176231	1	Right knuckle
	RS176234	1	Subframe
	RS176237	2	Aft brace
<b>RS6575</b>	<b>Dodge Truck Ram 1500 Models (1/2 Ton) Pickup 4WD 2000-01, Suspension System</b>		
	RS140162	2	Lower link
	RS1531	2	Coil spring spacer
	RS510	2	Add-a-leaf
	RS88065	1	Instruction sheet
	RS1417	2	Bumpstop
	RS860041	1	Bumpstop hardware kit
	RS860042	1	Spring spacer hardware

STOCK NUMBER	COMPONENT PART	QTY.	PART DESCRIPTION
<b>RS6575</b>	<b>Dodge Truck Ram 1500 Models (1/2 Ton) Pickup 4WD 2000-01, Suspension System — Continued</b>		
	RS140168	2	Front bumpstop spacer
	RS860044	1	Rear spacer kit
<b>RS6576</b>	<b>Dodge Truck Ram 1500 Models (1/2 Ton) Pickup 4WD 2000-01, Suspension System</b>		
	RS140162	2	Lower link
	RS1417	2	Bumpstop
	RS860041	1	Bumpstop hardware kit
	RS860042	1	Spring spacer hardware
	RS140168	2	Front bumpstop spacer
	RS88065	1	Instruction sheet
	RS88015-2	1	Instruction sheet
<b>RS6577B</b>	<b>Dodge Truck Ram 2500 Power Wagon Pickup 4WD 2005-08, Suspension System</b>		
	RS860534	1	Bumpstop hardware kit
	RS1417	2	Bumpstop
	RS176376	1	Track bar spacer
	RS860536	1	Track bar bracket hardware kit
	RS88577	1	Instruction sheet
	RS860537	1	Endlink hardware kit
	RS176371	2	Endlink
	RS176373	2	Bumpstop bracket
	RS176367B	1	Track bar bracket, Aft
	RS176377B	1	Track bar bracket, Forward
	RS176365B	2	Upper link
	RS176366B	2	Lower link
	RS15105	2	Rear block
	RS860538	1	Brakeline hardware kit
	RS860543	1	Link bushing kit
	RS700B	1	Coil spring, Right
	RS701B	1	Coil spring, Left
	RS7791	1	Pitman arm
<b>RS6579B</b>	<b>Dodge Truck Ram 2500 Pickup 4WD 2003-08, Suspension System</b>		
	RS860534	1	Bumpstop hardware kit
	RS1417	2	Bumpstop
	RS860536	1	Track bar bracket hardware kit
	RS176376	1	Track bar spacer
	RS176380	2	Endlink
	RS176373	2	Bumpstop bracket
	RS860538	1	Brakeline hardware kit
	RS860543	1	Link bushing kit
	RS176367B	1	Track bar bracket, Aft
	RS176377B	1	Track bar bracket, Forward
	RS176365B	2	Upper link
	RS176366B	2	Lower link
	RS15106	2	Rear block
	RS7791	1	Pitman arm
	RS88578	1	Instruction sheet
<b>RS6581</b>	<b>Dodge Truck Ram 1500 Models (1/2 Ton) Pickup 4WD 2006-07, Suspension System</b>		
	RS176417	1	Subframe
	RS176418	2	Aft brace
	RS602614	2	Tie rod end
	RS860460	1	Hub spacer
	RS176240	1	Differential drop bracket, Left
	RS176241	1	Differential drop bracket, Right
	RS176238	1	Axle tube drop bracket, Front
	RS176239	1	Axle tube drop bracket, Back
	RS176242	1	Differential drop bracket, Aft
	RS176152	2	Rear bumpstop bracket
	RS860521	1	Aft brace bushing kit
	RS860522	1	Aft brace hardware kit
	RS860453	1	Differential drop hardware kit
	RS860454	1	Differential drop hardware kit, Aft
	RS860406	1	Rear bumpstop hardware kit
	RS88581	1	Instruction sheet
	RS860562	1	Subframe hardware kit
	RS602616	2	Tie rod
	RS170108	1	Brakeline, Left
	RS170109	1	Brakeline, Right
	RS176381	1	Brake cable hanger
	RS176419	2	Aft brace bracket
	RS176422	1	Differential bracket spacer
<b>RS6581B</b>	<b>Dodge Truck Ram 1500 Models (1/2 Ton) Pickup 4WD 2006-07, Suspension System</b>		
	RS176417B	1	Subframe
	RS176418B	2	Aft brace
	RS176230	1	Left knuckle
	RS176231	1	Right knuckle
	RS176232	2	Hub spacer
	RS15140	2	Rear block
	RS176240	1	Differential drop bracket, Left
	RS176241	1	Differential drop bracket, Right
	RS176238	1	Axle tube drop bracket, Front

# Bill of Materials

STOCK NUMBER	COMPONENT PART	QTY.	PART DESCRIPTION
<b>RS6581B</b>	<b>Dodge Truck Ram 1500 Models (1/2 Ton) Pickup 4WD 2006-07, Suspension System — Continued</b>		
RS176239	1	Axle tube drop bracket, Back	
RS176242	1	Differential drop bracket, Aft	
RS176152	2	Rear bumpstop bracket	
RS860521	1	Aft brace bushing kit	
RS860522	1	Aft brace hardware kit	
RS860453	1	Differential drop hardware kit	
RS860454	1	Differential drop hardware kit, Aft	
RS860406	1	Rear bumpstop hardware kit	
RS88581	1	Instruction sheet	
RS860562	1	Subframe hardware kit	
RS602616	2	Tie rod	
RS170108	1	Brakeline, Left	
RS170109	1	Brakeline, Right	
RS176381	1	Brake cable hanger	
RS176419	2	Aft brace bracket	
RS176422	1	Differential bracket spacer	
<b>RS6582</b>	<b>Chevy Truck Tahoe 2/4WD 2007-08, Suspension System</b>		
RS176385	1	Subframe	
RS176132	2	Aft brace	
RS176386	1	Differential drop bracket, Right	
RS176387	1	Differential drop bracket, Left	
RS176388	2	Swaybar bracket	
RS860546	1	Subframe hardware kit	
RS860547	1	Swaybar hardware kit	
RS176190	1	Link drop bracket, Left rear	
RS176191	1	Link drop bracket, Right rear	
RS860176	1	Axle spacer hardware kit	
RS176195	2	Swaybar endlink, Rear	
RS860412	1	Swaybar endlink hardware kit, Rear	
RS860414	1	Rear drop link hardware kit	
RS860415	1	Rear trackbar hardware kit	
RS860416	1	Rear bumpstop hardware kit	
RS176235	2	Axle spacer	
RS860550	1	Front differential hardware kit	
RS860474	1	Aft brace hardware kit	
RS176392	1	Trackbar relocation bracket	
RS176138	2	Aftbrace bracket	
RS170106	2	Brake line, front	
RS176193	2	Rear bumpstop hardware kit	
RS860569	1	Brakeline bracket Kit	
RS88582	1	Instruction sheet	
RS602617	2	Tie rod end	
RS176475	1	Knuckle, Left	
RS176476	1	Knuckle, Right	
RS673B	2	Rear coil spring	
<b>RS6582B/ RS6562B</b>	<b>Chevy Truck Tahoe 2/4WD 2007-08, Suspension System</b>		
RS176385B	1	Subframe	
RS176132B	2	Aft brace	
RS176386	1	Differential drop bracket, Right	
RS176387	1	Differential drop bracket, Left	
RS176388	2	Swaybar bracket	
RS860546	1	Subframe hardware kit	
RS860547	1	Swaybar hardware kit	
RS176190	1	Link drop bracket, Left rear	
RS176191	1	Link drop bracket, Right rear	
RS860176	1	Axle spacer hardware kit	
RS176195	2	Swaybar endlink, Rear	
RS860412	1	Swaybar endlink hardware kit, Rear	
RS860414	1	Rear drop link hardware kit	
RS860415	1	Rear trackbar hardware kit	
RS860416	1	Rear bumpstop hardware kit	
RS176235	2	Axle spacer	
RS860550	1	Front differential hardware kit	
RS860474	1	Aft brace hardware kit	
RS176392	1	Trackbar relocation bracket	
RS176138	2	Aftbrace bracket	
RS170106	2	Brake line, front	
RS176193	2	Rear bumpstop hardware kit	
RS860569	1	Brakeline bracket Kit	
RS88582	1	Instruction sheet	
RS602617	2	Tie rod end	
RS176475	1	Knuckle, Left	
RS176476	1	Knuckle, Right	
RS673B	2	Rear coil spring	
<b>RS6583</b>	<b>Chevy Truck Silverado 2/4WD 2007-08, Suspension System</b>		
RS176385	1	Subframe	
RS176132	2	Aft brace	
RS860546	1	Subframe hardware kit	
RS860547	1	Swaybar hardware kit	
RS860550	1	Front differential hardware kit	
RS860474	1	Aft brace hardware kit	
RS7495	4	Rear u-bolt	
RS8051	1	Rear block pin hardware kit	
RS8102	1	Rear u-bolt hardware kit	

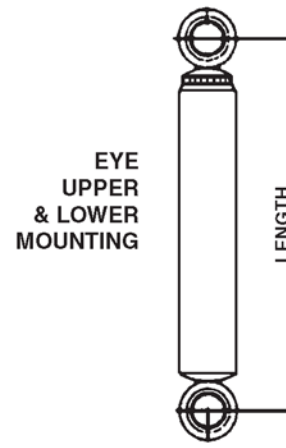
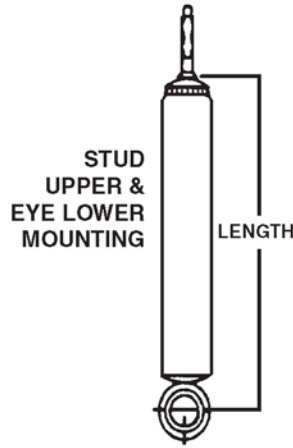
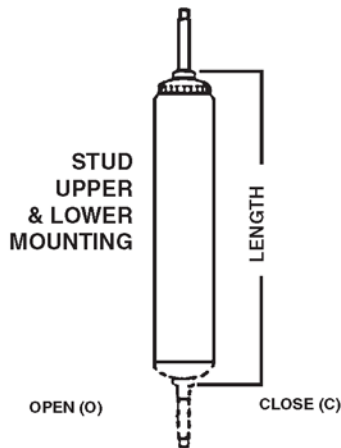
STOCK NUMBER	COMPONENT PART	QTY.	PART DESCRIPTION
<b>RS6583</b>	<b>Chevy Truck Silverado 2/4WD 2007-08, Suspension System — Continued</b>		
RS860410	1	Leaf spring, center bolt hardware kit	
RS176138	2	Aftbrace bracket	
RS176235	2	Axle spacer	
RS860176	1	Axle spacer hardware kit	
RS860569	1	Brakeline bracket Kit	
RS88583	1	Instruction sheet	
RS176477	2	Rear bumpstop	
RS860582	1	Rear bumpstop hardware kit	
RS602617	2	Tie rod end	
RS331	2	Rear add-a-leaf	
RS176475	1	Knuckle, Left	
RS176476	1	Knuckle, Right	
RS176386	1	Differential drop bracket, Right	
RS176387	1	Differential drop bracket, Left	
RS176388	2	Swaybar bracket	
RS170106	2	Brake line, front	
RS15080	2	Rear block	
<b>RS6583B/ RS6563B</b>	<b>Chevy Truck Silverado 2/4WD 2007-08, Suspension System</b>		
RS176385B	1	Subframe	
RS176132B	2	Aft brace	
RS860546	1	Subframe hardware kit	
RS860547	1	Swaybar hardware kit	
RS860550	1	Front differential hardware kit	
RS860474	1	Aft brace hardware kit	
RS7495	4	Rear u-bolt	
RS8051	1	Rear block pin hardware kit	
RS8102	1	Rear u-bolt hardware kit	
RS860410	1	Leaf spring, center bolt hardware kit	
RS176138	2	Aftbrace bracket	
RS176235	2	Axle spacer	
RS860176	1	Axle spacer hardware kit	
RS860569	1	Brakeline bracket Kit	
RS88583	1	Instruction sheet	
RS176477	2	Rear bumpstop	
RS860582	1	Rear bumpstop hardware kit	
RS602617	2	Tie rod end	
RS331	2	Rear add-a-leaf	
RS176475	1	Knuckle, Left	
RS176476	1	Knuckle, Right	
RS176386	1	Differential drop bracket, Right	
RS176387	1	Differential drop bracket, Left	
RS176388	2	Swaybar bracket	
RS170106	2	Brake line, front	
RS15080	2	Rear block	
<b>RS6586</b>	<b>Ford Truck F Series (3/4 Ton) Pickup 2WD 1987-96, Bent Radius Arm Kit, Suspension System</b>		
RS1767	1	Left axle beam bracket	
RS1768	1	Right axle beam bracket	
RS1769	1	Doublers plate	
RS314	2	Add-a-leaf	
RS506	2	Add-a-leaf	
RS1770	2	Bumpstop spacer	
RS8355	1	5/16 hardware kit	
RS8358	1	3/8 hardware kit	
RS8360	3	7/16 hardware kit	
RS8362	1	9/16 hardware kit	
RS8363	1	Center bolt kit	
RS8377	1	1/2 hardware kit	
RS8378	1	1/2 hardware kit	
RS176101	1	Left radius arm	
RS176102	1	Right radius arm	
RS860093	1	Shock hardware kit	
RS88035	1	Instruction sheet	
RS860094	1	Radius arm hardware kit	
RS88023	1	Instruction sheet	
<b>RS6588</b>	<b>Ford Truck F150 Series (1/2 Ton) Pickup 2004, Suspension System</b>		
RS15104	2	Rear block	
RS88088	1	Instruction sheet	
RS170100	1	Brakeline, Left	
RS170101	1	Brakeline, Right	
RS176303	1	Subframe	
RS176304	1	Knuckle, Left	
RS176305	1	Knuckle, Right	
RS176306	2	Subframe aft brace	
RS176307	1	Differential drop bracket, Front	
RS176308	1	Axle spacer	
RS176309	1	Differential skid plate, Front	
RS176310	2	Swaybar drop bracket	
RS176314	1	Brakeline drop bracket, Rear	
RS176315	1	Brakeline relocation bracket	
RS176316	1	Differential drop bracket, Front	
RS740017	4	U-bolt	
RS860086	1	Brakeline gasket kit	
RS860152	1	U-bolt hardware kit	

# Bill of Materials

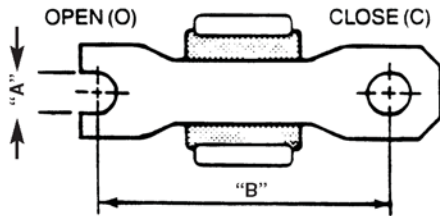
STOCK NUMBER	COMPONENT PART	QTY.	PART DESCRIPTION
<b>RS6588</b>	<b>Ford Truck F150 Series (1/2 Ton) Pickup 2004, Suspension System — Continued</b>		
	RS860502	1	Differential drop hardware
	RS860503	1	Alignment cam hardware kit
	RS860504	1	Axle spacer hardware kit
	RS860505	1	Aft brace hardware kit
	RS860506	2	Boxed sub assembly
	RS860507	1	Aft brace bracket sub assembly
	RS860508	1	Brake relocation hardware, Rear
<b>RS6589</b>	<b>Ford Truck F150 Series (1/2 Ton) Pickup 2004-08, Suspension System</b>		
	RS15104	2	Rear block
	RS88088	1	Instruction sheet
	RS170104	1	Brakeline, Left
	RS170105	1	Brakeline, Right
	RS176303	1	Subframe
	RS176304	1	Knuckle, Left
	RS176305	1	Knuckle, Right
	RS176306	2	Subframe aft brace
	RS176307	1	Differential drop bracket, Front
	RS176308	1	Axle spacer
	RS176309	1	Differential skid plate, Front
	RS176310	2	Swaybar drop bracket
	RS176314	1	Brakeline drop bracket, Rear
	RS176315	1	Brakeline relocation bracket
	RS176316	1	Differential drop bracket, Front
	RS740017	4	U-bolt
	RS860086	1	Brakeline gasket kit
	RS860152	1	U-bolt hardware kit
	RS860502	1	Differential drop hardware
	RS860503	1	Alignment cam hardware kit
	RS860504	1	Axle spacer hardware kit
	RS860505	1	Aft brace hardware kit
	RS860507	1	Aft brace bracket sub assembly
	RS860508	1	Brake relocation hardware, Rear
<b>RS6592</b>	<b>Nissan Truck Xterra 2 &amp; 4WD 2000-04, Suspension System</b>		
	RS180001	1	Left control arm
	RS180002	1	Right control arm
	RS520053-4	8	Control arm bushings
	RS180004	2	Bumpstop spacer, front
	RS130014	2	Bumpstop spacer, Rear
	RS860422	1	Bushing washer kit
	RS860423	1	Front hardware kit
	RS860424	1	Rear bumpstop hardware kit
	RS334	2	Add-a-leaf
	RS180003	2	Shackle
	RS860426	1	Shackle hardware kit
	RS88092	1	Instruction sheet
<b>RS6593</b>	<b>Nissan Truck Frontier King Cab 4WD 2000-04, Suspension System</b>		
	RS180001	1	Left control arm
	RS180002	1	Right control arm
	RS520053-4	8	Control arm bushings
	RS180004	2	Bumpstop spacer, front
	RS860419	1	Bumpstop spacer, Rear
	RS860423	1	Front hardware kit

STOCK NUMBER	COMPONENT PART	QTY.	PART DESCRIPTION
<b>RS6593</b>	<b>Nissan Truck Frontier King Cab 4WD 2000-04, Suspension System — Continued</b>		
	RS860425	1	Rear spacer hardware kit
	RS88093	1	Instruction sheet
<b>RS6594B</b>	<b>Nissan Truck Titan 2/4WD 2004-08, Suspension System</b>		
	RS176330	1	Front cross member
	RS176331	1	Rear cross member
	RS176332	2	Aft brace
	RS176160B	4	Aft brace bracket
	RS176339	2	Endlink
	RS860521	1	Aft brace bushing kit
	RS860518	1	Cross member hardware kit
	RS88094	1	Instruction sheet
	RS176333	1	Skidplate
	RS860524	1	Endlink hardware kit
	RS176342	2	Sway bar spacer
	RS176337	1	Left knuckle
	RS176338	1	Right knuckle
	RS15140	2	Rear block
	RS860522	1	Aft brace hardware kit
	RS176336	2	Bumpstop
	RS176334	1	Brake cable drop bracket
	RS176335	1	Rear brakeline bracket
<b>RS6595B</b>	<b>Nissan Truck Armada 2/4WD 2004-08, Suspension System</b>		
	RS176330	1	Front cross member
	RS176331	1	Rear cross member
	RS176332	2	Aft brace
	RS176160B	4	Aft brace bracket
	RS176339	2	Endlink
	RS170102	2	Brakeline, front
	RS860521	1	Aft brace bushing kit
	RS860518	1	Cross member hardware kit
	RS176333	1	Skidplate
	RS860524	1	Endlink hardware kit
	RS176342	2	Sway bar spacer
	RS88595	1	Instruction sheet
	RS176337	1	Left knuckle
	RS176338	1	Right knuckle
	RS860522	1	Aft brace hardware kit
	RS176336	2	Bumpstop
	RS176423B	1	Left rear drop bracket
	RS176424B	1	Right rear drop bracket
	RS176451B	2	Rear support tube
	RS176453B	1	Rear axle strap bracket
	RS176454B	1	Bumpstop bracket, left
	RS176455B	1	Bumpstop bracket, right
	RS176456B	1	Spare tire relo. bracket
	RS860581	1	Rear subframe hardware
	RS170103	2	Brakeline, rear
<b>RS6596B</b>	<b>Honda Truck Ridgeline 2006-08, Suspension System</b>		
	RS176401	2	Front spacer
	RS176402	2	Rear spacer
	RS860548	1	Hardware kit
	RS88596	1	Instruction sheet

## SHOCK SPECIFICATIONS

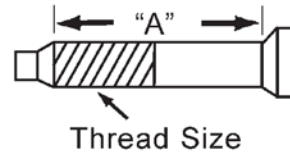


### CROSS-PIN MOUNTING CODES



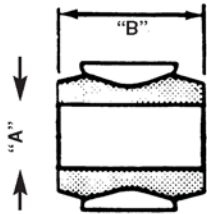
CODE	END	A	B
XP1	O	5/16	2 - 3/16
XP4	C	5/16	2 - 7/16
XP5	C	5/16	2 - 1/2
XP7	C	5/16	2 - 7/8
XP8	O	5/16	3
XP12	O	3/8	3 - 3/16

### STEM MOUNTING CODES



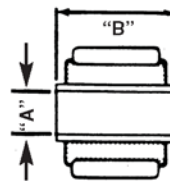
CODE	A	Threads
S12	1 - 3/16	M10
S15	2 - 5/8	10MM
S33	2	3/8 - 24
S34	2 - 1/4	3/8 - 24
S42	2 - 3/8	3/8 - 16
S51	2 - 5/8	1/2 - 13
S52	2 - 5/8	1/2 - 20
S62	2 - 1/2	5/8 - 18

### BUSHING MOUNTING CODES



CODE	A	B
L1	5/8	1 - 5/16
L2	11/16	1 - 9/16
L3	3/4	1 - 9/16

### BUSHING & SLEEVE MOUNTING CODES



CODE	A	B	CODE	A	B
LS12	7/16	1 - 1/4	LS43	14MM	1 - 9/16
LS21	12MM	1	LS44	14MM	1 - 7/8
LS23	12MM	1 - 1/4	LS47	9/16	1 - 5/8
LS24	12MM	1 - 3/8	LS5	10MM	1 - 7/16
LS25	12MM	1 - 7/16	LS51	5/8 / 16MM	1 - 9/16
LS26	12MM	1 - 1/2	LS52	5/8 / 16MM	1 - 11/16
LS28	12MM	1 - 5/8	LS53	5/8 / 16MM	2
LS29	12MM	1 - 3/4	LS70	3/4	2 - 1/4
LS30	12MM	1 - 7/8	LS74	12MM	1 - 11/16
LS35	1/2	1 - 1/4	LS77	1/2	2 - 7/16
LS36	1/2	1 - 5/16	LS78	9/16	1 - 1/2
LS37	1/2	1 - 3/8	LS82	5/8 / 16MM	1 - 1/2
LS38	1/2	1 - 1/2	LS91	14MM	1 - 3/4
LS39	1/2	1 - 5/8	LS92	14MM	1 - 11/16
LS40	1/2	1 - 11/16	LS93	18MM	3 - 1/4
LS41	1/2	2 - 1/4	LS94	5/8 / 16MM	2 - 3/4
LS42	14MM	1 - 5/16	LS95	20MM	2 - 3/8

Many shocks come with a parts package containing mounting hardware to reduce 5/8" rubber bushing eye to 9/16" or 1/2" allowing for multiple vehicle applications. All mounting code dimensions are approximate and subject to change without notice. RS5000 shocks are 1 3/8" Bore and RS5600 shocks are 1 3/16" Bore.

Rancho only engineers its shock absorbers for the applications listed in this catalog. Misapplication of Rancho shock absorbers will result in reduced handling and braking ability.

**NOTE:** Internal extension bumper may reduce perceived extended length by 1/2".  
 Extended and collapsed length dimensions shown for RS5000 shocks, others may vary slightly.

PART NO.	MOUNTING CODES		LENGTHS			DUST SHIELD	PARTS PACK
	UPPER	LOWER	COMP.	EXT.	TRAV.		
<b>RANCHO RS5000 Shock Absorber</b>							
RS5001	LS41	LS37	13.250	21.125†	7.875	NONE	NONE
RS5005	LS39	L2	17.250	28.875†	11.625	NONE	NONE
RS5006	L1	L1	11.750	18.000†	6.250	NONE	P915, P1057
RS5007	L1	LS26	14.875	24.250†	9.375	NONE	NONE
RS5008	L1	L1	13.750	22.500†	8.750	NONE	P915, P1057
RS5009	S42	LS38	15.625	26.250†	10.625	NONE	P1134
RS5010	L1	L1	15.875	26.250†	10.375	NONE	P915, P920, P1057
RS5012	L1	L1	19.000	32.500†	13.500	NONE	P915, P934
RS5014	S42	S42	14.750	24.875†	10.125	NONE	Two P1134
RS5017	S42	LS38	15.125	25.250†	10.125	NONE	P1135
RS5029	S42	LS26	9.625	14.250†	4.625	NONE	P1135
RS5034	L1	L1	20.000	34.000†	14.000	NONE	P915, P1013
RS5036	L1	L1	21.125	36.000†	14.875	NONE	P915, P1013
RS5039	S42	L1	9.625	14.250†	4.625	NONE	P1013, P1134
RS5040	S42	LS12	13.875	22.250†	8.375	NONE	P1134
RS5041	S42	LS12	13.250	21.375†	8.125	NONE	P1134
RS5042	S51	LS47	13.750	20.750†	7.000	NONE	P1357
RS5043	S51	LS47	15.000	23.250†	8.250	NONE	P1357
RS5044	S51	LS47	15.750	24.750†	9.000	NONE	P1357
RS5045	L1	LS26	19.750	33.750	14.000	NONE	NONE
RS5046	L1	LS26	16.500	27.000	10.500	NONE	NONE
RS5047	L1	LS26	18.625	31.375	12.750	NONE	NONE
RS5111	L1	L1	12.875	20.250†	7.375	NONE	NONE
RS5112	L1	L1	16.000	26.250†	10.250	NONE	NONE
RS5113	L1	L1	12.875	20.250†	7.375	NONE	P916
RS5114	L2	L2	15.125	26.625†	11.500	NONE	P939
RS5115	S42	L1	13.000	20.750†	7.750	NONE	P910, P1134
RS5116	L1	L1	14.875	24.000†	9.125	NONE	P916
RS5117	S42	L1	12.000	18.750†	6.750	NONE	P910, P1134
RS5118	L1	L1	14.000	22.250†	8.250	NONE	P912, P915, P1013
RS5119	L1	L1	11.750	18.000†	6.250	NONE	P916, P925
RS5120	L1	LS36	9.750	14.000†	4.250	NONE	P915, P953
RS5123	LS39	LS39	11.750	18.000†	6.250	NONE	NONE
RS5124	XP7	LS47	14.625	23.500†	8.875	NONE	NONE
RS5125	L1	LS26	14.000	22.250†	8.250	NONE	P920
RS5126	L1	LS26	16.000	26.250†	10.250	NONE	P920
RS5128	S42	XP4	13.000	20.875†	7.875	NONE	P1136
RS5129	XP12	L1	12.875	20.000†	7.125	NONE	NONE
RS5131	LS41	LS37	13.250	21.000†	7.750	NONE	NONE
RS5132	L1	L1	16.000	26.250†	10.250	NONE	Two P911
RS5134	L1	L1	19.000	32.625†	13.625	NONE	P915, P934
RS5135	S42	S42	12.125	19.625†	7.500	NONE	Two P1135
RS5136	S42	L1	11.250	17.375†	6.125	NONE	P910, P1134
RS5138	S42	LS26	13.000	20.750†	7.750	NONE	P1135
RS5139	S42	LS26	12.000	18.750†	6.750	NONE	P864, P1135
RS5140	L3	LS38	12.875	20.250†	7.375	NONE	P120
RS5141	L1	L1	10.125	14.625†	4.500	NONE	NONE
RS5143	L3	L3	15.500	25.250†	9.750	NONE	P119
RS5144	L3	L3	14.125	22.375†	8.250	NONE	P119
RS5145	S42	LS82	9.375	13.375†	4.000	NONE	P1134
RS5146	S42	XP5	9.375	14.125†	4.750	NONE	P1134
RS5147	LS74	LS74	14.750	23.125†	8.375	NONE	NONE
RS5150	LS77	LS39	11.500	16.125†	4.625	NONE	NONE
RS5151	LS41	LS37	12.125	18.750†	6.625	NONE	NONE
RS5152	LS77	LS39	11.625	17.750†	6.125	NONE	NONE
RS5154	S42	XP4	9.250	13.625†	4.375	NONE	P1135
RS5155	LS28	LS26	11.750	18.000†	6.250	NONE	NONE

† Bumper Stop Unit. Dimension shown at Bumper Contact.

# Specifications

All listed specifications are for convenience only and are subject to change without notice. Specifications are not intended for design of custom applications.

NOTE: Internal extension bumper may reduce perceived extended length by 1/2".  
Extended and collapsed length dimensions shown for RS5000 shocks, others may vary slightly.

PART NO.	MOUNTING CODES		LENGTHS		TRAV.	DUST SHIELD	PARTS PACK
	UPPER	LOWER	COMP.	EXT.			
<b>RANCHO RS5000 Shock Absorber — Continued</b>							
RS5156	S42	XP5	8.500	12.125†	3.625	NONE	P1134
RS5157	L3	S51	13.625	22.000†	8.375	NONE	P967, P1167
RS5158	S42	L3	13.000	20.875†	7.875	NONE	P120, P1134
RS5159	S12	S12	12.750	21.000†	8.250	NONE	P969
RS5160	S42	S42	10.750	16.875†	6.125	NONE	Two P1134
RS5165	LS26	LS26	14.000	22.250†	8.250	NONE	NONE
RS5166	S42	XP5	9.500	13.750†	4.250	NONE	P1134
RS5167	S42	L1	10.250	15.250†	5.000	NONE	P1134
RS5168	S42	LS38	15.250	25.250†	10.000	NONE	P1135
RS5169	L3	L3	12.750	19.625†	6.875	NONE	P119, P967
RS5179	S42	L1	13.875	22.250†	8.375	NONE	P920, P1135
RS5180	L3	L3	13.625	21.500†	7.875	NONE	P119
RS5181	XP8	LS39	14.000	22.250†	8.250	NONE	NONE
RS5182	S42	S42	11.375	18.125†	6.750	NONE	Two P1134
RS5183	S42	L3	11.000	16.750†	5.750	NONE	P120, P1134
RS5184	L3	L3	13.000	20.250†	7.250	NONE	P119
RS5185	XP7	LS26	15.250	25.375	10.125	NONE	P941
RS5186	S42	L1	13.375	21.500†	8.125	NONE	P1134
RS5187	S42	L3	13.000	20.750†	7.750	NONE	P120, P1134
RS5188	S42	LS23	8.375	12.500	4.125	NONE	P1134
RS5190	XP7	LS47	15.875	26.250†	10.375	NONE	NONE
RS5193	XP7	LS47	14.125	22.875†	8.750	NONE	NONE
RS5194	L1	LS25	14.375	23.250†	8.875	NONE	NONE
RS5195	S51	LS47	9.500	13.750†	4.250	NONE	P1167
RS5197	S51	LS47	13.750	21.250†	7.500	NONE	P1167
RS5198	LS47	LS47	15.000	24.375†	9.375	NONE	NONE
RS5199	S42	XP8	9.000	13.375	4.375	NONE	P1135
RS5201	S42	S42	11.500	18.500†	7.000	NONE	Two P1135
RS5202	L3	L3	14.750	23.625†	8.875	NONE	P575
RS5203	L1	LS82	12.375	19.125†	6.750	NONE	NONE
RS5204	S42	S42	11.375	18.500†	7.125	NONE	Two P1134
RS5205	L1	L1	13.875	22.250†	8.375	NONE	NONE
RS5206	S42	L3	13.625	21.625†	8.000	NONE	P120, P1134
RS5207	S51	S51	14.250	23.375†	9.125	NONE	Two P1167
RS5208	S51	L3	14.000	22.500†	8.500	NONE	P120, P1167
RS5213	S42	LS24	11.750	18.375†	6.625	NONE	P1134
RS5214			9.700	14.990†	5.290	NONE	P1134
RS5215	LS78	L3	12.750	19.750†	7.000	NONE	P120
RS5221	S51	LS47	14.500	23.625†	9.125	NONE	P1167
RS5222	S42	XP5	9.000	13.625	4.625	NONE	P1134
RS5223	S42	LS24	9.000	13.000†	4.000	NONE	P1134
RS5225	LS47	LS47	16.250	26.875†	10.625	NONE	NONE
RS5226	L3	L3	13.125	20.375	7.250	NONE	P119
RS5227	XP7	LS47	17.375	28.875†	11.500	NONE	NONE
RS5229	S42	XP4	13.750	18.250†	4.500	NONE	P941, P1135
RS5233	S42	LS39	9.750	14.250†	4.500	NONE	P1136
RS5234	S42	LS26	15.750	27.000	11.250	NONE	P1135
RS5235	S51	XP5	10.250	14.875†	4.625	NONE	P1167
RS5236	S42	LS26	14.375	24.000	9.625	NONE	P1135
RS5237	S42	LS39	11.625	18.000†	6.375	NONE	P1136
RS5238	S42	LS26	16.500	28.500	12.000	NONE	P1136
RS5239	S42	XP4	14.375	23.750†	9.375	NONE	P1136
RS5240	XP12	L1	12.250	19.000†	6.750	NONE	P920
RS5241	XP12	LS37	13.500	21.500†	8.000	NONE	P920
RS5244	LS77	LS39	13.000	19.000†	6.000	NONE	NONE
RS5246	LS26	LS26	14.250	23.000†	8.750	NONE	NONE
RS5247	S42	LS43	14.500	24.125	9.625	NONE	P1135

† Bumper Stop Unit. Dimension shown at Bumper Contact.

Rancho only engineers its shock absorbers for the applications listed in this catalog. Misapplication of Rancho shock absorbers will result in reduced handling and braking ability and voids warranty. Product Specifications Subject To Change Without Notice.

NOTE: Internal extension bumper may reduce perceived extended length by 1/2".  
 Extended and collapsed length dimensions shown for RS5000 shocks, others may vary slightly.

PART NO.	MOUNTING CODES		LENGTHS			DUST SHIELD	PARTS PACK
	UPPER	LOWER	COMP.	EXT.	TRAV.		
<b>RANCHO RS5000 Shock Absorber — Continued</b>							
RS5248	LS28	LS28	15.375	24.625†	9.250	NONE	NONE
RS5251	S42	LS43	15.750	27.000	11.250	NONE	P1134
RS5254	L1	LS26	18.125	30.750	12.625	NONE	NONE
RS5255	S42	XP4	15.750	26.375†	10.625	NONE	P1136
RS5256	XP12	L1	15.000	24.625†	9.625	NONE	P920
RS5259	L1	LS25	13.500	21.500†	8.000	NONE	NONE
RS5260	LS79	LS25	13.500	21.500†	8.000	NONE	NONE
RS5261	L1	LS26	19.125	33.000	13.875	NONE	NONE
RS5262	LS47	LS47	15.750	25.625†	9.875	NONE	NONE
RS5263	S42	XP5	9.875	14.500†	4.625	NONE	P1135
RS5264	L1	LS53	15.375	24.375†	9.000	NONE	NONE
RS5265	S42	SPEC	10.875	15.375†	4.500	NONE	P1135
RS5267	L1	LS53	14.250	22.750†	8.500	NONE	NONE
RS5268	S42	SPEC	13.875	20.750†	6.875	NONE	P1269
RS5269	LS47	LS47	16.500	27.250†	10.750	NONE	NONE
RS5272	S51	L1	10.250	15.000†	4.750	NONE	NONE
RS5273	L1	LS53	16.625	28.000	11.375	NONE	NONE
RS5274	LS47	LS47	16.000	26.000†	10.000	NONE	NONE
RS5279	S51	XP12	10.750	16.375†	5.625	NONE	P1167
RS5281	S51	XP12	9.625	14.125†	4.500	NONE	P1167
RS5282	S51	LS47	11.000	15.875†	4.875	NONE	P1167
RS5283	S51	LS47	12.500	19.150†	6.650	NONE	P1167
RS5284	LS52	LS28	14.000	22.125†	8.125	NONE	NONE
RS5285	LS39	LS39	15.375	25.000†	9.625	NONE	NONE
RS5286	LS39	LS39	16.500	27.250†	10.750	NONE	NONE
RS5288	S51	LS42	12.500†	15.125†	2.625	NONE	P1167
RS5289	S51	LS42	15.500†	21.625†	6.125	NONE	P1167
RS5295	S51	LS42	10.375	15.125†	4.750	NONE	P1167
RS5296	S51	LS42	13.375	21.625†	8.250	NONE	P1167
RS5297	LS47	LS47	18.000	30.375†	12.375	NONE	NONE
RS5298	LS38	LS38	10.875	16.750	5.875	NONE	NONE
RS5299	XP7	LS47	13.375	21.000†	7.625	Yes	NONE
RS5300	S42	LS21	10.000	14.500†	4.500	Yes	P1134
RS5301	XP7	LS47	14.750	23.000†	8.250	Yes	NONE
RS5304	LS92	LS91	16.500	22.250†	5.750	NONE	NONE
RS5329	S51	LS38	15.500	25.375	9.500	NONE	P1167
RS5331	S51	LS38	16.125	37.500	11.125	NONE	P1167
RS5332	SPEC	LS38	16.750	28.500	11.375	NONE	NONE
RS5601	L1	L1	12.250	19.750†	7.500	NONE	NONE
RS5602	S42	XP1	8.875	13.375†	4.500	NONE	P1134
RS5604	L1	S42	11.875	19.250†	7.375	NONE	P1134
RS5605	S42	LS23	8.875	13.750	4.875	NONE	P1134
RS5606	S42	LS37	9.750	15.000	5.250	NONE	P1135
RS5607	S41	S41	12.250	19.625†	7.375	NONE	Two P1134
RS5609	S42	XP5	9.125	14.375	5.250	NONE	P1134
RS5757	STRUT		13.500	18.125	4.500	NONE	NONE
RS5758	S51	LS78	17.750	23.500	5.750	NONE	P1167
RS5761	S51	LS43	13.500	18.125†	4.625	NONE	P1167
RS5762	S51	LS43	13.625	18.250†	4.625	Yes	P1167
RS5763	S51	LS44	13.500	16.125†	2.625	Yes	P1167
RS5764	S12	SPEC	9.750	13.875†	4.125	Yes	NONE
RS5766	S51	LS44	13.625	18.000†	4.375	Yes	P1167
RS5767	S12	LS95	17.375	21.625†	4.250	NONE	P1388
RS5770	S51	LS43	10.875	16.000†	5.125	Yes	P1167
RS5773	S51	LS92	15.125	19.000†	3.875	Yes	P1365
RS5774	S12	LS95	15.750	20.625†	4.875	NONE	P1388
RS5775	STRUT		16.375	12.500	3.875	NONE	P762

† Bumper Stop Unit. Dimension shown at Bumper Contact.

# Specifications

All listed specifications are for convenience only and are subject to change without notice. Specifications are not intended for design of custom applications.

NOTE: Internal extension bumper may reduce perceived extended length by 1/2".  
Extended and collapsed length dimensions shown for RS5000 shocks, others may vary slightly.

PART NO.	MOUNTING CODES		LENGTHS		TRAV.	DUST SHIELD	PARTS PACK
	UPPER	LOWER	COMP.	EXT.			
<b>RANCHO RS5000 Shock Absorber — Continued</b>							
RS5776	STRUT		16.375	12.500	3.875	NONE	P762
RS5784	S12	SPEC	13.875	18.000	3.875	NONE	P1426, P1415
RS5786	S12	SPEC	18.750	23.000	3.875	NONE	P1426, P1415
<b>RANCHO RS9000X Shock Absorber</b>							
RS99001	L1	L1	13.625	20.750†	7.125	NONE	P816, P976
RS99005	L1	L2	17.500	28.625†	11.125	NONE	P934
RS99006	L1	L1	11.750	17.375†	5.625	NONE	P915, P927, P1057
RS99007	L1	LS26	15.000	23.750†	8.750	NONE	NONE
RS99008	L1	L1	13.875	21.500†	7.625	NONE	P920, P1020
RS99009	S42	LS38	16.000	26.125†	10.125	NONE	P1192
RS99010	L1	L1	16.125	26.000†	9.875	NONE	P920, P1057
RS99012	L1	L1	19.375	32.250†	12.875	NONE	P915, P934
RS99014	S42	S42	15.000	24.625†	9.625	NONE	Two P1192
RS99017	S42	L1	15.500	25.125†	9.625	NONE	P829, P1192
RS99028	L1	L1	16.875	28.125	11.250	NONE	P915, P934
RS99029	S42	LS26	10.375	14.500†	4.125	NONE	P1192
RS99034	L1	L1	20.125	34.000†	13.875	NONE	P915, P1013
RS99036	L1	L1	21.125	36.125†	15.000	NONE	P915, P1013
RS99039	S42	L1	10.375	14.500†	4.125	NONE	P1013, P1192
RS99040	S42	LS23	14.000	23.375†	9.375	NONE	P1192
RS99042	S51	LS47	13.750	20.750†	7.000	NONE	P1356
RS99043	S51	LS47	15.000	23.250†	8.250	NONE	P1356
RS99044	S51	LS47	15.750	24.750†	9.000	NONE	P1356
RS99045	L1	LS26	19.750	33.750	14.000	NONE	NONE
RS99046	L1	LS26	16.375	27.000	10.625	NONE	NONE
RS99047	L1	LS27	18.500	31.375	12.875	NONE	NONE
RS99048	S51	LS47	16.750	26.750†	10.000	NONE	P1356
RS99050	L1	LS26	18.000	29.125†	11.125	NONE	NONE
RS99055	S51	LS42	17.625†	23.000†	5.375	NONE	P1271
RS99056	LS47	LS47	19.250	32.000†	12.750	NONE	NONE
RS99057	S42	LS47	14.875	23.000†	8.125	NONE	P1192
RS99058	LS47	LS47	18.125	29.750†	11.625	NONE	NONE
RS99059	LS77	LS39	15.500	24.375†	8.875	NONE	NONE
RS99060	XP7	LS47	18.500	30.500†	12.000	NONE	NONE
RS99061	S42	XP4	16.250	26.625†	10.375	NONE	P1270
RS99062	XP12	LS24	15.750	25.250†	9.500	NONE	NONE
RS99111	L1	L1	13.125	20.000†	6.875	NONE	NONE
RS99112	L1	L1	16.125	26.000†	9.875	NONE	P913, P915, P1013
RS99113	L1	L1	13.125	20.000†	6.875	NONE	P916
RS99114	L2	L2	15.375	24.250†	8.875	NONE	P939
RS99115	S42	L1	13.250	20.625†	7.375	NONE	P910, P1192
RS99116	L1	L1	15.000	23.750†	8.750	NONE	P916, P1013
RS99117	S42	L1	12.250	18.625†	6.375	NONE	P910, P1192
RS99118	L1	L1	14.250	22.125†	7.875	NONE	P910, P912, P1013
RS99119	L1	L1	11.625	17.375†	5.750	NONE	P916
RS99120	L1	L1	9.750	13.500†	3.750	NONE	P915, P916
RS99123	LS39	LS39	11.625	17.375†	5.750	NONE	NONE
RS99124	XP7	LS47	15.000	23.750†	8.750	NONE	NONE
RS99125	L1	LS26	14.375	22.250†	7.875	NONE	NONE
RS99126	L1	LS26	16.125	26.000†	9.875	NONE	NONE
RS99128	S42	XP4	13.250	20.500†	7.250	NONE	P941, P1270
RS99129	XP12	L1	13.125	19.875†	6.750	NONE	NONE
RS99136	S42	L1	11.375	16.750†	5.375	NONE	P910, P1013, P1192
RS99138	S42	LS26	13.250	20.625†	7.375	NONE	P1192
RS99143	L3	L3	15.875	25.000†	9.125	NONE	NONE
RS99144	L3	L3	14.250	21.875†	7.625	NONE	NONE
RS99145	S42	LS82	9.625	13.375†	3.750	NONE	P1192

† Bumper Stop Unit. Dimension shown at Bumper Contact.

Rancho only engineers its shock absorbers for the applications listed in this catalog. Misapplication of Rancho shock absorbers will result in reduced handling and braking ability and voids warranty. Product Specifications Subject To Change Without Notice.



**NOTE:** Internal extension bumper may reduce perceived extended length by 1/2".  
 Extended and collapsed length dimensions shown for RS5000 shocks, others may vary slightly.

PART NO.	MOUNTING CODES		LENGTHS			DUST SHIELD	PARTS PACK
	UPPER	LOWER	COMP.	EXT.	TRAV.		
<b>RANCHO RS900X Shock Absorber — Continued</b>							
RS99147	LS74	LS74	14.875	23.000†	8.125	NONE	NONE
RS99150	LS77	LS39	11.500	15.750†	4.250	NONE	NONE
RS99151	L1	L1	12.375	18.500†	6.125	NONE	P976
RS99152	LS77	LS39	12.250	17.875†	5.625	NONE	NONE
RS99155	LS28	LS26	11.625	17.375†	5.750	NONE	NONE
RS99156	S42	XP5	8.750	11.625†	2.875	NONE	P1192
RS99157	L3	S51	14.000	22.000†	8.000	NONE	P967, P1271
RS99158	S42	L3	13.375	20.750†	7.375	NONE	P1192
RS99159	S12	S12	13.000	21.000†	8.000	NONE	P969
RS99165	L1	L1	14.375	22.250†	7.875	NONE	P1059
RS99166	S42	XP5	9.750	13.750†	4.000	NONE	P1192
RS99168	S42	LS38	15.500	25.125†	9.625	NONE	P1192
RS99179	S42	L1	14.000	22.375†	8.375	NONE	P974, P1192
RS99180	L3	L3	13.875	21.125†	7.250	NONE	NONE
RS99185	XP7	LS26	16.125	26.000†	9.875	NONE	P941
RS99186	S42	L1	13.125	20.375†	7.250	NONE	P974
RS99187	S42	L3	13.250	20.500†	7.250	NONE	P1192
RS99188	S42	LS23	8.875	12.375	3.500	NONE	P1192
RS99190	XP7	LS47	16.375	26.250†	9.875	NONE	NONE
RS99193	XP7	LS47	14.625	22.875†	8.250	NONE	NONE
RS99194	L1	LS25	14.625	23.125†	8.500	NONE	NONE
RS99195	S51	LS47	9.875	13.750†	3.875	NONE	P1271
RS99197	S51	LS47	14.000	21.375†	7.375	NONE	P1271
RS99198	LS47	LS47	15.750	25.000†	9.250	NONE	NONE
RS99201	S42	S42	11.875	18.500†	6.625	NONE	Two P1192
RS99202	L3	L3	15.125	23.625†	8.500	NONE	P888
RS99204	S42	S42	11.625	17.875†	6.250	NONE	Two P1192
RS99205	L1	L1	14.250	22.125†	7.875	NONE	NONE
RS99207	S51	S51	14.500	23.250†	8.750	NONE	Two P1271
RS99208	S51	L3	14.625	23.250†	8.625	NONE	P1271
RS99213	S42	LS82	12.000	18.125†	6.125	NONE	P1192
RS99214	S42	LS23	10.375	14.500†	4.125	NONE	P1192
RS99215	LS78	L3	12.875	19.125†	6.250	NONE	NONE
RS99221	S51	LS47	15.000	23.250†	8.250	NONE	P1271
RS99223	S42	LS24	9.375	13.000†	3.625	NONE	P1192
RS99226	L3	L3	13.000	19.500†	6.500	NONE	NONE
RS99227	XP7	LS47	16.750	27.250†	10.500	NONE	NONE
RS99229	S42	XP4	13.875	18.000†	4.125	NONE	P941, P1192
RS99233	S51	LS39	10.250	14.500†	4.250	NONE	P1271
RS99234	S42	LS26	16.125	27.000	10.875	NONE	P1192
RS99235	S51	XP5	10.500	14.875†	4.375	NONE	P1271
RS99236	S42	LS26	14.625	23.875	9.250	NONE	P1192
RS99237	S51	LS39	12.000	18.000†	6.000	NONE	P1271
RS99238	S42	LS26	17.250	28.625†	11.375	NONE	P1192
RS99239	S42	XP4	14.500	23.125†	8.625	NONE	P1192
RS99240	XP12	LS24	12.750	19.125†	6.375	NONE	NONE
RS99241	XP12	LS24	13.625	20.875†	7.250	NONE	NONE
RS99243	S42	LS43	17.250	28.625†	11.375	NONE	P1192
RS99244	LS77	LS39	14.125	21.750†	7.625	NONE	NONE
RS99246	LS26	LS26	14.625	23.125†	8.500	NONE	NONE
RS99247	S42	LS43	14.625	23.875	9.250	NONE	P1192
RS99248	LS28	LS28	15.125	24.000†	8.875	NONE	NONE
RS99251	S42	LS43	16.125	27.000	10.875	NONE	P1192
RS99254	L1	LS26	18.250	30.750	12.500	NONE	NONE
RS99255	S42	XP4	15.875	25.875†	10.000	NONE	P1270
RS99256	XP12	LS24	15.125	24.000†	8.875	NONE	NONE
RS99259	L1	LS25	13.875	21.500†	7.625	NONE	NONE

† Bumper Stop Unit. Dimension shown at Bumper Contact.

# Specifications

All listed specifications are for convenience only and are subject to change without notice. Specifications are not intended for design of custom applications.

NOTE: Internal extension bumper may reduce perceived extended length by 1/2".  
Extended and collapsed length dimensions shown for RS5000 shocks, others may vary slightly.

PART NO.	MOUNTING CODES		LENGTHS			DUST SHIELD	PARTS PACK
	UPPER	LOWER	COMP.	EXT.	TRAV.		
<b>RANCHO RS9000X Shock Absorber — Continued</b>							
RS99260	LS29	LS25	13.875	21.500†	7.625	NONE	NONE
RS99261	L1	LS26	19.250	32.875	13.625	NONE	NONE
RS99262	LS47	LS47	15.125	23.875†	8.750	NONE	NONE
RS99263	S42	XP5	10.125	14.375†	4.250	NONE	P1192
RS99264	L1	LS26	15.625	24.375†	8.750	NONE	NONE
RS99265	S42	SPEC	11.000	15.250†	4.250	NONE	P1192
RS99266	XP7	LS26	16.875	28.125	11.250	NONE	NONE
RS99267	L1	LS26	14.500	22.250†	7.750	NONE	NONE
RS99268	S42	SPEC	13.875	20.750†	6.875	NONE	P1192
RS99269	LS47	LS47	16.875	27.250†	10.375	NONE	NONE
RS99270	S51	XP5	13.375	20.750†	7.375	NONE	P1271
RS99272	S51	L1	10.375	14.875†	4.500	NONE	P1271
RS99273	L1	LS26	16.875	28.125	11.250	NONE	NONE
RS99274	LS47	LS47	16.375	26.250†	9.875	NONE	NONE
RS99275	XP7	LS26	19.375	32.875	13.500	NONE	NONE
RS99276	S51	LS47	11.750	17.500†	5.750	NONE	P1271
RS99278	XP7	LS26	15.500	25.125	9.625	NONE	NONE
RS99279	S51	XP12	11.000	13.375†	2.375	NONE	P1356
RS99280	S51	LS47	13.750	20.750†	7.000	NONE	P1271
RS99281	S51	XP12	9.875	14.125†	4.250	NONE	P1271
RS99282	S51	LS47	11.375	15.875†	4.500	NONE	P1271
RS99283	S51	LS47	13.000	19.250†	6.250	NONE	P1271
RS99284	LS30	LS28	14.125	22.000†	7.875	NONE	NONE
RS99286	LS39	LS39	17.250	28.250†	11.000	NONE	NONE
RS99287	LS39	LS39	18.500	30.500†	12.000	NONE	NONE
RS99288	S51	LS42	12.750†	15.250†	2.500	NONE	P1271
RS99289	S51	LS42	15.875†	21.625†	5.750	NONE	P1271
RS99295	S51	LS42	10.625	15.250†	4.625	NONE	P1271
RS99296	S51	LS42	13.750	21.625†	7.875	NONE	P1271
RS99297	LS47	LS47	18.500	30.500†	12.000	NONE	NONE
RS99301	XP7	LS47	14.625	23.000†	8.375	NONE	NONE
RS99303	LS47	LS47	15.375	24.125†	8.750	NONE	NONE
RS99304	LS47	LS44	16.875	27.250†	10.375	NONE	NONE
RS99762	S51	LS43	13.625	18.250†	4.625	Yes	P1356
RS99763	S51	LS44	13.500	18.125†	4.625	Yes	P1167
RS99764	S15	SPEC	7.625	12.125†	4.500	Yes	P1372
RS99766	S51	LS43	13.625	18.000†	4.375	Yes	P1356
RS99767	S15	SPEC	16.625	21.625†	5.000	NONE	P1388
RS99768	S15	SPEC	18.125	23.125†	5.000	NONE	P1381
RS99769	S15	SPEC	21.375	26.375†	5.000	NONE	P1388
RS99771	S51	LS92	11.000	14.750†	3.750	Yes	P1356
RS99772	S51	LS92	11.625	16.375†	4.750	NONE	P1356
RS99773	S51	LS92	15.125	19.000†	3.875	Yes	P1356
RS99774	S15	LS95	17.375	21.625†	4.250	NONE	P1388
<b>RANCHO RSX17000 Shock Absorber</b>							
RSX17000	LS39	LS39	11.125	16.500†	5.375	NONE	NONE
RSX17001	XP7	LS47	14.625	24.000	9.375	NONE	NONE
RSX17002	L2	L2	13.250	21.125	7.875	NONE	NONE
RSX17003	LS39	L2	15.875	26.375	10.500	NONE	NONE
RSX17004	LS28	LS28	15.375	24.625†	9.250	NONE	NONE
RSX17005	L1	L1	11.875	18.125	6.250	NONE	P1265
RSX17006	L1	L1	12.750	19.625	6.875	NONE	NONE
RSX17007	L1	LS38	13.000	20.250†	7.250	NONE	P1267
RSX17008	L1	L1	13.250	21.125	7.875	NONE	P1266
RSX17009	L1	LS26	15.000	24.875	9.875	NONE	NONE
RSX17010	S42	LS26	10.000	14.750†	4.750	NONE	P1269
RSX17011	S42	LS43	14.375	24.000	9.625	NONE	P1269

† Bumper Stop Unit. Dimension shown at Bumper Contact.

Rancho only engineers its shock absorbers for the applications listed in this catalog. Misapplication of Rancho shock absorbers will result in reduced handling and braking ability and voids warranty. Product Specifications Subject To Change Without Notice.

NOTE: Internal extension bumper may reduce perceived extended length by 1/2".  
 Extended and collapsed length dimensions shown for RS5000 shocks, others may vary slightly.

PART NO.	MOUNTING CODES		LENGTHS			DUST SHIELD	PARTS PACK
	UPPER	LOWER	COMP.	EXT.	TRAV.		
<b>RANCHO RSX17000 Shock Absorber — Continued</b>							
RSX17012	LS26	LS26	14.125	22.375†	8.250	NONE	NONE
RSX17013	L1	LS26	15.875	26.500	10.625	NONE	NONE
RSX17014	S51	XP5	10.250	14.875†	4.625	NONE	P1271
RSX17015	S42	LS26	14.375	24.000	9.625	NONE	P1269
RSX17016	L1	LS26	13.500	21.750	8.250	NONE	NONE
RSX17017	S42	L1	10.000	14.500†	4.500	NONE	P1269
RSX17018	XP7	LS26	15.375	25.375	10.000	NONE	P941
RSX17019	S42	L2	11.625	18.500	6.875	NONE	P1269
RSX17020	S42	LS39	9.875	14.375†	4.500	NONE	P1269
RSX17021	S42	XP4	13.750	18.250†	4.500	NONE	P941, P1269
RSX17022	L1	LS26	14.250	23.000	8.750	NONE	NONE
RSX17023	LS26	LS26	14.500	23.125†	8.625	NONE	NONE
RSX17024	S42	LS26	15.875	27.000	11.125	NONE	P1269
RSX17025	S42	LS26	10.625	15.875†	5.250	NONE	P1269
RSX17026	S42	LS26	10.250	15.000†	4.750	NONE	P1269
RSX17027	S42	LS43	16.125	27.625†	11.500	NONE	P1269
RSX17028	L1	LS26	14.125	22.375†	8.250	NONE	NONE
RSX17029	L1	LS26	14.375	23.125	8.750	NONE	P827
RSX17030	L1	LS26	16.125	26.375	10.250	NONE	P827
RSX17031	S51	LS47	9.750	13.875†	4.125	NONE	P1271
RSX17032	LS47	LS47	14.875	23.750†	8.875	NONE	NONE
RSX17033	S51	LS47	13.750	21.250†	7.500	NONE	P1271
RSX17036	S42	XP4	12.875	20.500†	7.625	NONE	P1270
RSX17037	L1	LS25	13.500	21.125†	7.625	NONE	NONE
RSX17038	S42	LS38	14.500	24.375	9.875	NONE	P1269
RSX17039	L1	LS38	12.125	18.375	6.250	NONE	NONE
RSX17040	XP12	LS37	12.750	19.625†	6.875	NONE	NONE
RSX17041	S42	XP4	13.250	21.125†	7.875	NONE	P1270
RSX17043	XP12	L1	12.875	19.750†	6.875	NONE	NONE
RSX17044	LS77	LS39	11.250	16.625†	5.375	NONE	NONE
RSX17045	XP7	LS47	16.125	26.375†	10.250	NONE	NONE
RSX17046	S42	XP5	9.500	13.750†	4.250	NONE	P1268
RSX17047	XP7	LS47	15.500	25.250†	9.750	NONE	NONE
RSX17048	XP7	LS47	14.875	23.625†	8.750	NONE	NONE
RSX17049	XP7	LS47	14.125	22.375†	8.250	NONE	NONE
RSX17050	S42	XP4	8.500	12.250	3.750	NONE	P1268
RSX17051	L1	LS36	10.000	14.750	4.750	NONE	P19
RSX17052	LS26	LS26	13.750	21.750†	8.000	NONE	NONE
RSX17053	S42	LS26	11.625	18.500	6.875	NONE	P864, P1269
RSX17054	S42	LS26	10.000	14.500†	4.500	NONE	P1269
RSX17058	LS40	LS40	13.250	21.000	7.750	NONE	NONE
RSX17060	S42	XP4	9.000	13.375	4.375	NONE	P1268
RSX17061	LS37	LS37	11.750	18.125	6.375	NONE	P816
RSX17062	L1	LS47	14.125	22.750	8.625	NONE	P19
RSX17065	L1	L1	14.375	23.000	8.625	NONE	NONE
RSX17068	S42	SPEC	10.875	15.375†	4.500	NONE	P1269
RSX17069	LS47	LS47	15.625	25.375†	9.750	NONE	NONE
RSX17070	S42	XP5	9.875	14.500†	4.625	NONE	P1268
RSX17071	L1	LS26	14.250	22.750†	8.500	NONE	NONE
RSX17072	L1	LS26	19.375	30.500†	11.125	NONE	NONE
RSX17073	LS29	LS25	13.875	21.750†	7.875	NONE	NONE
RSX17075	L1	LS26	16.625	28.000	11.375	NONE	NONE
RSX17077	XP7	LS26	16.875	28.250	11.375	NONE	NONE
RSX17079	S51	LS42	10.375	15.125†	4.750	NONE	P1271
RSX17080	LS52	LS28	13.875	22.125†	8.250	NONE	NONE
RSX17081	LS28	LS29	14.625	23.250†	8.625	Yes	P1374
RSX17082	LS28	LS29	14.625	22.375†	7.750	Yes	P1374

† Bumper Stop Unit. Dimension shown at Bumper Contact.

# Specifications

All listed specifications are for convenience only and are subject to change without notice. Specifications are not intended for design of custom applications.

NOTE: Internal extension bumper may reduce perceived extended length by 1/2".  
Extended and collapsed length dimensions shown for RS5000 shocks, others may vary slightly.

PART NO.	MOUNTING CODES		LENGTHS			DUST SHIELD	PARTS PACK
	UPPER	LOWER	COMP.	EXT.	TRAV.		
<b>RANCHO RSX17000 Shock Absorber — Continued</b>							
RSX17121	LS52	LS30	14.750	23.250†	8.500	NONE	NONE
RSX17122	LS74	LS52	15.125	24.250†	9.125	NONE	NONE
RSX17123	S42	LS12	8.250	11.875	3.625	NONE	P1268
RSX17124	L1	L1	13.875	22.500	8.625	NONE	NONE
RSX17128	LS92	LS91	15.125	24.125†	9.000	NONE	NONE
RSX17129	LS92	LS91	14.500	22.875†	8.375	NONE	NONE
RSX17130	LS91	LS91	11.875	17.625†	5.750	Yes	NONE
RSX17131	S51	LS54	14.000	22.250†	8.250	Yes	P1167, P1336
RSX17301	L1	LS26	15.000	24.625	9.625	NONE	NONE
RSX17302	S42	LS26	12.000	18.750†	6.750	NONE	P1269
RSX17303	S42	L1	14.000	22.875	8.875	NONE	P1269
RSX17304	L2	L2	15.250	25.000	9.750	NONE	NONE
RSX17305	S42	LS26	11.375	17.125†	5.750	NONE	P1269
RSX17306	LS28	LS28	16.250	26.625†	10.375	NONE	NONE
RSX17308	S51	LS47	14.750	23.250†	8.500	NONE	P1271
RSX17309	LS39	LS39	13.750	22.375	8.625	NONE	NONE
RSX17310	L1	LS26	16.000	26.875	10.875	NONE	NONE
RSX17311	S42	LS26	17.500	29.125	11.625	NONE	P1269
RSX17312	L1	LS26	14.000	22.750	8.750	NONE	NONE
RSX17313	S42	L1	11.125	16.875†	5.750	NONE	P1269
RSX17314	XP7	LS26	16.125	26.875	10.750	NONE	NONE
RSX17315	XP7	LS47	17.250	28.750†	11.500	NONE	NONE
RSX17316	LS77	LS39	13.750	21.625†	7.875	NONE	NONE
RSX17317	S42	XP4	14.500	23.750†	9.250	NONE	P1270
RSX17318	XP12	L1	14.375	22.875†	8.500	NONE	NONE
RSX17319	L1	L1	12.375	19.625	7.250	NONE	P1265
RSX17320	L1	L1	14.000	22.250	8.250	NONE	NONE
RSX17321	L1	LS38	13.000	20.750	7.750	NONE	P1267
RSX17322	L1	L1	14.000	22.625	8.625	NONE	P1266
RSX17324	L1	LS25	14.375	22.875†	8.500	NONE	NONE
RSX17326	XP12	LS37	13.500	21.000†	7.500	NONE	NONE
RSX17327	S42	LS38	15.250	25.250†	10.000	NONE	P1269
RSX17328	L1	LS38	14.000	22.250†	8.250	NONE	NONE
RSX17329	S42	LS39	11.750	18.000†	6.250	NONE	P1269
RSX17330	LS39	L2	17.500	29.000	11.500	NONE	NONE
RSX17331	S42	LS43	18.000	29.125	11.125	NONE	P1269
RSX17332	LS26	LS26	15.875	25.875†	10.000	NONE	NONE
RSX17337	S42	SPEC	13.875	20.750†	6.875	NONE	P1269
RSX17338	LS47	LS47	17.000	27.875†	10.875	NONE	NONE
RSX17339	S42	XP4	15.750	26.125†	10.375	NONE	P1270
RSX17340	XP12	LS37	15.125	24.375†	9.250	NONE	NONE
RSX17341	L1	LS26	15.375	24.375†	9.000	NONE	NONE
RSX17342	L1	LS26	19.125	32.375†	13.250	NONE	NONE
RSX17344	S51	XP5	14.500	20.750†	6.250	NONE	P1271
RSX17345	S42	XP4	12.875	20.375†	7.500	NONE	P1270
RSX17346	LS47	LS47	15.875	25.750†	9.875	NONE	NONE
RSX17501	STRUT		16.750	22.375†	5.625	NONE	NONE
RSX17502	STRUT		16.750	22.375†	5.625	NONE	NONE
RSX17503	STRUT		16.000	22.625†	6.625	NONE	NONE
RSX17504	STRUT		16.000	22.625†	6.625	NONE	NONE
RSX17505	S12	SPEC	9.750	13.875†	4.125	Yes	NONE
RSX17506	S51	LS93	18.250†	19.000†	0.750	Yes	P1366
RSX17507	S51	LS94	15.000†	19.250†	4.250	Yes	P1366
RSX17508	S51	LS43	13.625	18.250†	4.625	Yes	P1367
RSX17509	S51	LS44	13.625	18.000†	4.375	Yes	P1357
RSX17510	STRUT		16.000	22.625†	6.625	NONE	NONE
RSX17511	STRUT		16.000	22.625†	6.625	NONE	NONE

† Bumper Stop Unit. Dimension shown at Bumper Contact.

Rancho only engineers its shock absorbers for the applications listed in this catalog. Misapplication of Rancho shock absorbers will result in reduced handling and braking ability and voids warranty. Product Specifications Subject To Change Without Notice.

NOTE: Internal extension bumper may reduce perceived extended length by 1/2".  
 Extended and collapsed length dimensions shown for RS5000 shocks, others may vary slightly.

PART NO.	MOUNTING CODES		LENGTHS			DUST SHIELD	PARTS PACK
	UPPER	LOWER	COMP.	EXT.	TRAV.		
<b>RANCHO RSX17000 Shock Absorber — Continued</b>							
RSX17512	S15	SPEC	11.125	16.125†	5.000	NONE	NONE
RSX17513	S51	LS44	13.500	16.125†	2.625	Yes	P1357
RSX17515	S51	LS92	11.000	14.875†	3.875	Yes	P1365
RSX17522	STRUT		14.125	20.375	6.250	NONE	NONE
RSX17523	S51	LS78	15.875	22.375	5.000	NONE	P1167
RSX17524	STRUT		14.500	21.125	6.625	NONE	P1450
RSX17525	STRUT		14.500	21.125	6.625	NONE	P1450
RSX17526	STRUT		11.000	15.750	4.750	NONE	P1486
<b>RANCHO RS5400 PREMIUM Steering Stabilizer</b>							
RS5401	L1	L1	12.125	19.250	7.125	NONE	P829, P837, P920
RS5402	S42	S42	12.000	20.125	8.125	NONE	Two P1134
RS5403	S42	S42	13.000	22.125	9.125	NONE	Two P1134
RS5404	L1	L1	14.375	23.875	9.500	NONE	P837, P920, P932
RS5405	S42	L1	12.625	21.625	9.000	NONE	P1134
RS5406	L1	L1	17.625	30.250	12.625	NONE	NONE
RS5407	L1	L1	12.000	19.625	7.625	NONE	P837, P953
RS5408	S42	S42	14.625	25.125	10.500	NONE	Two P1134
RS5409	LS5	LS24	12.750	20.450	7.700	NONE	P1326
RS5410	L1	LS38	14.500	24.375	9.875	NONE	P847
RS5411	L1	LS35	12.500	20.625	8.125	NONE	P1368
RS5412	L1	LS24	14.125	23.250	9.125	NONE	P1368
RS5413	S42	L1	15.625	27.375	11.750	NONE	P1135, P1385
RS5415	LS38	L1	16.125	27.875	11.750	NONE	P1385
<b>RANCHO RS19000 PRO SERIES SHOCKS</b>							
RS19012	L1	L1	19.375	32.250	12.875	NONE	P915 & P934
RS19034	L1	L1	20.125	34.000	13.875	NONE	P915 & P1013
RS19036	L1	L1	21.125	36.125	15.000	NONE	P915 & P1013
RS19044	S51	LS47	15.750	24.750	9.000	NONE	P1356
RS19045	L1	LS26	19.750	33.750	14.000	NONE	None
RS19237	S51	LS39	12.000	18.000	6.000	NONE	P1271
RS19238	S42	LS26	17.250	28.625	11.375	NONE	P1192
RS19255	S42	XP4	15.875	25.875	10.000	NONE	P1270
RS19256	XP12	LS24	15.125	24.000	8.875	NONE	None
RS19261	L1	LS26	19.250	32.875	13.625	NONE	None
RS19264	L1	LS26	15.625	24.375	8.750	NONE	None
RS19268	S42	SPEC	13.875	20.750	6.875	NONE	P1192
RS19269	LS47	LS47	16.875	27.250	10.375	NONE	None
RS19283	S51	LS47	13.000	19.250	6.250	NONE	P1271
RS19287	LS38	LS38	18.500	30.500	12.000	NONE	None
RS19289	S51	LS42	15.875	21.625	5.750	NONE	P1271
RS19297	LS47	LS47	18.500	30.500	12.000	NONE	None
RS19304	LS47	LS44	16.875	27.375	10.500	NONE	None
RS19331	S51	LS38	16.500	27.000	10.500	NONE	P1356
RS19332	XP12	LS38	16.375	27.000	10.625	NONE	None

† Bumper Stop Unit. Dimension shown at Bumper Contact.

# Specifications

All listed specifications are for convenience only and are subject to change without notice. Specifications are not intended for design of custom applications.

**NOTE:** Internal extension bumper may reduce perceived extended length by 1/2".  
Extended and collapsed length dimensions shown for RS5000 shocks, others may vary slightly.

PART NO.	MOUNTING CODES		LENGTHS			RESERVE	PARTS PACK
	UPPER	LOWER	COMP.	EXT.	TRAV.	TUBE	
<b>RANCHO RS9000XL SHOCK ABSORBERS</b>							
RS999001	L1	L1	13.625	20.750†	7.125	2.38	P816, P976
RS999005	L1	L2	17.500	28.625†	11.125	2.38	P934
RS999008	L1	L1	13.875	21.500†	7.625	2.18	P920, P1020
RS999009	S42	LS38	16.000	26.125†	10.125	2.38	P1192
RS999010	L1	L1	16.125	26.000†	9.875	2.18	P920, P1057
RS999012	L1	L1	19.375	32.250†	12.875	2.75	P915, P934
RS999014	S42	S42	15.000	24.625†	9.625	2.18	Two P1192
RS999017	S42	L1	15.500	25.125†	9.625	2.18	P829, P1192
RS999028	L1	L1	16.875	28.125	11.250	2.75	P915, P934
RS999029	S42	LS26	10.375	14.500†	4.125	2.18	P1192
RS999034	L1	L1	20.125	34.000†	13.875	2.75	P915, P1013
RS999036	L1	L1	21.125	36.125†	15.000	2.75	P915, P1013
RS999039	S42	L1	10.375	14.500†	4.125	2.18	P1013, P1192
RS999040	S42	LS23	14.000	23.375†	9.375	2.18	P1192
RS999042	S51	LS47	13.750	20.750†	7.000	2.38	P1356
RS999043	S51	LS47	15.000	23.250†	8.250	2.38	P1356
RS999044	S51	LS47	15.750	24.750†	9.000	2.38	P1356
RS999045	L1	LS26	19.750	33.750	14.000	2.75	NONE
RS999046	L1	LS26	16.375	27.000	10.625	2.75	NONE
RS999047	L1	LS27	18.500	31.375	12.875	2.75	NONE
RS999048	S51	LS47	16.750	26.750†	10.000	2.38	P1356
RS999050	L1	LS26	18.000	29.125†	11.125	2.75	NONE
RS999055	S51	LS42	17.625†	23.000†	5.375	2.18	P1271
RS999056	LS47	LS47	19.250	32.000†	12.750	2.75	NONE
RS999057	S42	LS47	14.875	23.000†	8.125	2.38	P1192
RS999058	LS47	LS47	18.125	29.750†	11.625	2.75	NONE
RS999059	LS77	LS39	15.500	24.375†	8.875	2.18	NONE
RS999060	XP7	LS47	18.500	30.500†	12.000	2.75	NONE
RS999061	S42	XP4	16.250	26.625†	10.375	2.18	P1270
RS999062	XP12	LS24	15.750	25.250†	9.500	2.18	NONE
RS999112	L1	L1	16.125	26.000†	9.875	2.75	P913, P915, P1013
RS999113	L1	L1	13.125	20.000†	6.875	2.38	P916
RS999114	L2	L2	15.375	24.250†	8.875	2.38	P939
RS999115	S42	L1	13.250	20.625†	7.375	2.38	P910, P1192
RS999116	L1	L1	15.000	23.750†	8.750	2.75	P916, P1013
RS999117	S42	L1	12.250	18.625†	6.375	2.38	P910, P1192
RS999118	L1	L1	14.250	22.125†	7.875	2.38	P910, P912, P1013
RS999119	L1	L1	11.625	17.375†	5.750	2.38	P916
RS999120	L1	L1	9.750	13.500†	3.750	2.18	P915, P916
RS999123	LS39	LS39	11.625	17.375†	5.750	2.18	NONE
RS999124	XP7	LS47	15.000	23.750†	8.750	2.18	NONE
RS999126	L1	LS26	16.125	26.000†	9.875	2.18	NONE
RS999128	S42	XP4	13.250	20.500†	7.250	2.18	P941, P1270
RS999129	XP12	L1	13.125	19.875†	6.750	2.18	NONE
RS999136	S42	L1	11.375	16.750†	5.375	2.18	P910, P1013, P1192
RS999143	L3	L3	15.875	25.000†	9.125	2.18	NONE
RS999144	L3	L3	14.250	21.875†	7.625	2.18	NONE
RS999145	S42	LS82	9.625	13.375†	3.750	2.18	P1192
RS999150	LS77	LS39	11.500	15.750†	4.250	2.18	NONE
RS999151	L1	L1	12.375	18.500†	6.125	2.18	P976
RS999152	LS77	LS39	12.250	17.875†	5.625	2.18	NONE
RS999157	L3	S51	14.000	22.000†	8.000	2.18	P967, P1271
RS999159	S12	S12	13.000	21.000†	8.000	2.18	P969
RS999165	L1	L1	14.375	22.250†	7.875	2.75	P1059
RS999166	S42	XP5	9.750	13.750†	4.000	2.18	P1192
RS999168	S42	LS38	15.500	25.125†	9.625	2.38	P1192
RS999179	S42	L1	14.000	22.375†	8.375	2.18	P974, P1192

† Bumper Stop Unit. Dimension shown at Bumper Contact.

Rancho only engineers its shock absorbers for the applications listed in this catalog. Misapplication of Rancho shock absorbers will result in reduced handling and braking ability and voids warranty. Product Specifications Subject To Change Without Notice.

NOTE: Internal extension bumper may reduce perceived extended length by 1/2".  
 Extended and collapsed length dimensions shown for RS5000 shocks, others may vary slightly.

PART NO.	MOUNTING CODES		LENGTHS			RESERVE TUBE	PARTS PACK
	UPPER	LOWER	COMP.	EXT.	TRAV.		
<b>RANCHO RS9000XL SHOCK ABSORBERS — Continued</b>							
RS999180	L3	L3	13.875	21.125†	7.250	2.18	NONE
RS999185	XP7	LS26	16.125	26.000†	9.875	2.18	P941
RS999187	S42	L3	13.250	20.500†	7.250	2.18	P1192
RS999188	S42	LS23	8.875	12.375	3.500	2.18	P1192
RS999190	XP7	LS47	16.375	26.250†	9.875	2.75	NONE
RS999194	L1	LS25	14.625	23.125†	8.500	2.18	NONE
RS999195	S51	LS47	9.875	13.750†	3.875	2.18	P1271
RS999197	S51	LS47	14.375	22.000†	7.625	2.38	P1271
RS999198	LS47	LS47	15.750	25.000†	9.250	2.75	NONE
RS999202	L3	L3	15.125	23.625†	8.500	2.18	P888
RS999207	S51	S51	14.500	23.250†	8.750	2.18	Two P1271
RS999208	S51	L3	14.625	23.250†	8.625	2.18	P1271
RS999213	S42	LS82	12.000	18.125†	6.125	2.18	P1192
RS999214	S42	LS23	10.375	14.500†	4.125	2.18	P1192
RS999215	LS78	L3	12.875	19.125†	6.250	2.18	NONE
RS999221	S51	LS47	15.375	23.875†	8.500	2.38	P1271
RS999223	S42	LS24	9.375	13.000†	3.625	2.18	P1192
RS999226	L3	L3	13.000	19.500†	6.500	2.18	NONE
RS999227	XP7	LS47	16.750	27.250†	10.500	2.75	NONE
RS999229	S42	XP4	13.875	18.000†	4.125	2.18	P941, P1192
RS999233	S51	LS39	10.250	14.500†	4.250	2.38	P1271
RS999234	S42	LS26	16.125	27.000	10.875	2.38	P1192
RS999235	S51	XP5	10.500	14.875†	4.375	2.18	P1271
RS999236	S42	LS26	14.625	23.875	9.250	2.18	P1192
RS999237	S51	LS39	12.000	18.000†	6.000	2.38	P1271
RS999238	S42	LS26	17.250	28.625†	11.375	2.38	P1192
RS999239	S42	XP4	14.500	23.125†	8.625	2.18	P1192
RS999240	XP12	LS24	12.750	19.125†	6.375	2.18	NONE
RS999241	XP12	LS24	13.625	20.875†	7.250	2.18	NONE
RS999244	LS77	LS39	14.125	21.750†	7.625	2.18	NONE
RS999248	LS28	LS28	15.125	24.000†	8.875	2.18	NONE
RS999254	L1	LS26	18.250	30.750	12.500	2.75	NONE
RS999255	S42	XP4	15.875	25.875†	10.000	2.18	P1270
RS999256	XP12	LS24	15.125	24.000†	8.875	2.18	NONE
RS999259	L1	LS25	13.875	21.500†	7.625	2.18	NONE
RS999260	LS29	LS25	13.875	21.500†	7.625	2.18	NONE
RS999261	L1	LS26	19.250	32.875	13.625	2.75	NONE
RS999262	LS47	LS47	15.125	23.875†	8.750	2.75	NONE
RS999263	S42	XP5	10.125	14.375†	4.250	2.18	P1192
RS999264	L1	LS26	15.625	24.375†	8.750	2.75	NONE
RS999265	S42	SPEC	11.000	15.250†	4.250	2.38	P1192
RS999266	XP7	LS26	16.875	28.125	11.250	2.38	NONE
RS999267	L1	LS26	14.500	22.250†	7.750	2.75	NONE
RS999268	S42	SPEC	13.875	20.750†	6.875	2.38	P1192
RS999269	LS47	LS47	16.875	27.250†	10.375	2.75	NONE
RS999272	S51	L1	10.375	14.875†	4.500	2.18	P1271
RS999273	L1	LS26	16.875	28.125	11.250	2.75	NONE
RS999274	LS47	LS47	16.375	26.250†	9.875	2.75	NONE
RS999275	XP7	LS26	19.375	32.875	13.500	2.18	NONE
RS999276	S51	LS47	11.750	17.500†	5.750	2.18	P1271
RS999278	XP7	LS26	15.500	25.125	9.625	2.18	NONE
RS999279	S51	XP12	11.000	13.375†	2.375	2.18	P1356
RS999280	S51	LS47	13.750	20.750†	7.000	2.38	P1271
RS999281	S51	XP12	9.875	14.125†	4.250	2.18	P1271
RS999282	S51	LS47	11.625	16.500†	4.875	2.38	P1271
RS999283	S51	LS47	13.375	20.000†	6.625	2.38	P1271
RS999284	LS30	LS28	14.125	22.000†	7.875	2.18	NONE

† Bumper Stop Unit. Dimension shown at Bumper Contact.

# Specifications

All listed specifications are for convenience only and are subject to change without notice. Specifications are not intended for design of custom applications.

NOTE: Internal extension bumper may reduce perceived extended length by 1/2".  
Extended and collapsed length dimensions shown for RS5000 shocks, others may vary slightly.

PART NO.	MOUNTING CODES		LENGTHS		RESERVE		PARTS PACK
	UPPER	LOWER	COMP.	EXT.	TRAV.	TUBE	
<b>RANCHO RS9000XL SHOCK ABSORBERS — Continued</b>							
RS999285	LS38	LS38	15.625	25.000†	9.375	2.38	NONE
RS999286	LS39	LS39	17.250	28.250†	11.000	2.38	NONE
RS999287	LS39	LS39	18.500	30.500†	12.000	2.38	NONE
RS999288	S51	LS42	12.750†	15.250†	2.500	2.18	P1271
RS999289	S51	LS42	15.875†	21.625†	5.750	2.18	P1271
RS999295	S51	LS42	10.625	15.250†	4.625	2.38	P1271
RS999296	S51	LS42	13.750	21.625†	7.875	2.38	P1271
RS999297	LS47	LS47	18.500	30.500†	12.000	2.75	NONE
RS999299	XP7	LS47	13.750	21.000†	7.250	2.18	NONE
RS999300	S4	LS22	10.125	14.500†	4.375	2.18	P1132
RS999301	XP7	LS47	14.625	23.000†	8.375	2.18	NONE
RS999303	LS47	LS47	15.375	24.125†	8.750	2.38	NONE
RS999304	LS47	LS44	16.875	27.250†	10.375	2.38	NONE
RS999305	S51	LS68	14.125	22.000†	7.875	2.18	P1356
RS999306	LS54	LS54	12.375	17.750†	5.375	2.18	NONE
RS999307	S51	S51	13.500	14.750†	2.375	2.18	NONE
RS999308	XP5	LS39	15.250	23.500†	8.250	2.18	NONE
RS999309	S5	SPEC	17.375	19.500†	2.125	2.18	P1356
RS999310	XP5	LS47	17.750	27.625†	9.875	2.18	NONE
RS999311	L1	LS39	13.625	21.000†	7.500	2.18	NONE
RS999312	LS44	LS44	10.500	14.625†	4.250	2.18	NONE
RS999313	L1	LS39	12.500	19.000†	6.625	2.18	NONE
RS999314	L1	LS39	13.000	20.000†	7.000	2.18	NONE
RS999317	S51	LS39	18.000	29.000†	11.000	2.38	P1356
RS999319	S42	LS29	14.000	22.500†	8.375	2.18	P1192
RS999320	S42	LS29	13.000	20.250†	7.375	2.18	P1193
RS999326	S5	LS38	14.000	21.750†	7.750	2.18	P1356
RS999327	XP6	LS38	13.875	21.125†	7.245	2.18	NONE
RS999328	XP6	LS38	14.500	22.625†	8.125	2.18	NONE
RS999329	S5	LS38	15.375	25.000†	9.625	2.18	P1356
RS999330	XP6	LS38	16.000	25.750†	9.750	2.18	NONE
RS999758	S51	LS51	17.750	24.125	5.750	2.000	P1356
RS999762	S51	LS43	13.625	18.250†	4.625	SPEC	P1356
RS999763	S51	LS44	13.500	18.125†	4.625	SPEC	P1167
RS999764	S15	SPEC	7.625	12.125†	4.500	SPEC	P1372
RS999766	S51	LS43	13.625	18.000†	4.375	SPEC	P1356
RS999767	S15	SPEC	16.625	21.625†	5.000	SPEC	P1388
RS999769	S15	SPEC	21.375	26.375†	5.000	SPEC	P1388
RS999771	S51	LS92	11.000	14.750†	3.750	SPEC	P1356
RS999773	S51	LS92	15.125	19.000†	3.875	SPEC	P1356
RS999774	S15	LS95	17.375	21.625†	4.250	SPEC	P1388
RS999777	S5	LS43	16.875	21.875†	5.000	SPEC	NONE
RS999780	S51	LS93	16.500	20.000	2.875	2.000	P1356
RS999781	S51	LS94	15.625	20.250	5.750	2.000	P1356
RS999784	S1	SPEC	19.000	22.875†	3.875	SPEC	P1426
RS999785	S1	SPEC	13.875	17.750†	3.875	SPEC	P1426, P1415
RS999786	S1	SPEC	19.000	23.000†	3.750	SPEC	P1426
RS999787	S5	LS35	11.000	15.000†	4.000	SPEC	P1356
RS999788	S2	SPEC	15.750	21.375†	5.625	SPEC	P1466
RS999789	S2	SPEC	18.625	24.500†	5.875	SPEC	P1466
RS999790	S5	LS39	11.000	15.000†	4.000	SPEC	P1356
RS999791	S2	LS38	11.000	15.875†	4.875	SPEC	P1358
RS999800	S2	SPEC	13.750	18.375	4.250	2.000	P1504, P1415, P1510

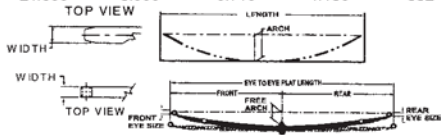
† Bumper Stop Unit. Dimension shown at Bumper Contact.

Rancho only engineers its shock absorbers for the applications listed in this catalog. Misapplication of Rancho shock absorbers will result in reduced handling and braking ability and voids warranty. Product Specifications Subject To Change Without Notice.



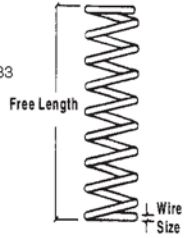
## ADD-A-LEAF SPECIFICATIONS

ADD-A-LEAF KIT NUMBER	LENGTH END TO END	WIDTH	LEAF THICKNESS	ARCH	SINGLE LEAF	LEAF STYLE
RS50012	44.000"	2.500"	0.360"	4.500"	502	Flat
RS50112	50.500"	3.000"	0.360"	5.000"	503	Flat
RS50212	44.000"	2.500"	0.360"	4.500"	502	Flat
RS60012	27.500"	2.300"	0.630"	1.900"	504	Tapered
RS60013	45.625"	2.500"	0.320"	8.650"	319	Flat
RS60112	22.000"	2.000"	0.400"	2.080"	505	Tapered
RS60312	25.750"	3.000"	0.630"	1.500"	507	Tapered
RS60412	50.000"	3.000"	0.400"	6.375"	508	Flat
RS60512	32.500"	2.000"	0.400"	3.625"	509	Flat
RS60612	22.000"	2.360"	0.400"	2.000"	510	Tapered
RS60613	44.750"	2.500"	0.260"	6.750"	313	Flat
RS60614	50.000"	2.500"	0.260"	4.750"	327	Flat
RS60622	45.750"	2.360"	0.260"	7.000"	518	Flat
RS60622	36.000"	2.360"	0.260"	4.750"	519	Flat
RS60624	46.000"	3.000"	0.320"	7.500"	314	Flat
RS60624	49.750"	3.000"	0.320"	8.000"	506	Flat
RS60632	42.750"	2.500"	0.260"	6.250"	316	Flat
RS60633	33.500"	2.500"	0.390"	3.625"	321	Flat
RS60633	42.750"	2.500"	0.260"	5.000"	320	Flat
RS60634	55.000"	2.500"	0.390"	7.850"	317	Flat
RS60635	42.750"	2.360"	0.260"	6.250"	324	Flat
RS60636	24.250"	2.375"	0.250"	2.375"	325	Flat
RS60637	36.000"	2.500"	0.262"	4.750"	328	Flat
RS60639	43.000"	3.000"	0.354"	7.610"	329	Flat
RS60642	50.500"	3.000"	0.390"	7.500"	330	Flat
RS60645	42.000"	2.500"	0.323"	7.900"	331	Tapered
RS60665	22.000"	2.360"	0.400"	2.000"	510	Tapered
RS60688	32.000"	2.500"	0.323"	4.250"	335	Flat
RS60675	33.625"	2.500"	0.390"	3.440"	333	Flat
RS60712	22.375"	1.750"	0.440"	2.250"	511	Tapered
RS60812	46.750"	2.500"	0.310"	7.260"	512	Flat
RS60913	48.750"	2.500"	0.260"	5.500"	513	Flat
RS70062	48.000"	2.500"	0.320"	8.650"	318	Flat
RS60653	21.500"	3.000"	0.710"	1.130"	332	Tapered



## COIL SPRING SPECIFICATIONS

COIL SPRINGS	RATE LBS. PER IN.	FREE LENGTH	WIRE SIZE	COIL KIT(S) NUMBER
RS311	180	16.830"	0.560"	6424, 6449
RS312	222	14.850"	0.578"	6425, 6448
RS601	545	18.680"	0.781"	80114
RS602	485	17.450"	0.750"	6402, 6403
RS607	545	19.680"	0.781"	6400, 6404, 6405
RS608	240	18.000"	0.625"	6423
RS609	460	19.180"	0.775"	6406, 6422
RS610	250	22.060"	0.750"	6481
RS611	459	15.320"	0.718"	6408
RS614	1050	14.250"	0.843"	6500
RS615	130	19.230"	0.531"	6503, 6506
RS616	150	14.760"	0.593"	6502, 6503, 6506
RS618	130	18.730"	0.531"	6502
RS620	460	18.180"	0.775"	6420, 6430, 6436
RS621	804	12.420"	0.718"	6455, 6460
RS622	1190	13.500"	0.905"	6458
RS623	680	12.830"	0.625"	6457
RS630	435	15.690"	0.688"	6421, 6431, 6432, 6433
RS631	520	16.520"	0.718"	6434, 6435
RS632	460	15.800"	0.718"	6439, 6441
RS633	1190	14.200"	0.905"	6462
RS634	1038	12.890"	0.843"	6465
RS635	1038	10.390"	0.812"	6463
RS636	240	18.440"	0.625"	6413
RS637	200	14.980"	0.562"	6414
RS650	227	13.350"	0.578"	6490
RS663	1000	19.760"	0.906"	6243
RS665	825	17.850"	0.843"	6289
RS669	925	17.280"	0.843"	6275
RS670	865	16.490"	0.812"	6275
RS672	300	16.910"	0.750"	6546



## SPRING SPECIFICATIONS

LEAF SPRING NUMBER	RATE LBS. PER IN.	EYE TO EYE FLAT LENGTH	ARCH (FREE)	EYE SIZE FRONT	EYE SIZE REAR	WIDTH	THICKNESS IN CENTER	OFF-SET (CNTR. BOLT) FRONT/REAR	NUMBER OF LEAVES
RS305	300	45.120"	4.050"	1.190"	1.190"	2.360"	0.980"	—	3
RS305L	300	45.120"	4.700"	1.190"	1.190"	2.360"	0.980"	—	3
RS306	160	47.820"	7.700"	1.500"	1.500"	2.360"	1.490"	20.470"/27.350"	5
RS610	250	22.060"	—	—	—	—	0.750"	—	—
RS820	509	43.860"	6.970"	1.170"	1.170"	2.000"	1.940"	—	6
RS825	448	56.920"	7.110"	1.170"	1.170"	2.000"	2.410"	—	6
RS16243	711	36.700"	3.680"	0.750"	0.880"	1.750"	1.440"	—	4
RS24043	604	44.640"	5.750"	1.250"	1.500"	2.500"	1.440"	—	4
RS27743	492	50.390"	6.750"	1.000"	1.500"	1.750"	1.700"	24.250"/26.140"	4
RS40054S	672	46.900"	3.500"	1.130"	1.500"	2.500"	1.920"	—	5
RS41054S	720	43.570"	2.860"	1.130"	1.500"	2.500"	2.010"	—	5
RS42054S	605	48.040"	3.190"	1.020"	1.020"	2.500"	1.920"	—	5
RS42055	428	48.080"	1.750"	1.000"	1.000"	2.500"	1.700"	—	5
RS42056	428	48.040"	2.850"	1.030"	1.030"	2.500"	1.700"	—	5
RS43033	391	44.130"	5.450"	1.380"	1.380"	2.750"	1.660"	20.310"/23.820"	6
RS43133	290	45.470"	8.360"	1.380"	1.380"	2.750"	1.500"	20.650"/24.820"	6
RS44010	353	36.240"	3.170"	0.560"	0.870"	1.750"	1.380"	—	5
RS44020	349	36.500"	4.370"	0.560"	0.870"	1.500"	1.380"	—	5
RS44044	300	47.000"	6.580"	1.500"	1.500"	2.500"	1.660"	22.500"/24.500"	6
RS44046	256	36.800"	2.750"	1.500"	1.500"	2.000"	1.050"	—	4
RS44047	174	45.200"	6.750"	1.250"	1.500"	2.000"	0.790"	—	3
RS44050	174	46.000"	7.620"	1.250"	1.500"	2.000"	0.790"	—	4
RS44051	644	52.500"	6.000"	2.000"	2.000"	3.000"	2.000"	24.000"/28.500"	5
RS44053	834	52.500"	6.250"	2.000"	2.000"	3.000"	2.240"	24.000"/28.500"	5
RS44054	435	55.700"	6.500"	2.050"	1.720"	3.000"	2.750"	27.600"/28.100"	9
RS44055	435	55.700"	4.950"	2.050"	1.720"	3.000"	2.750"	27.600"/28.100"	9
RS44056	460	55.700"	7.600"	2.050"	1.720"	3.000"	2.820"	27.600"/28.100"	9
RS44057	450	55.700"	6.100"	2.050"	1.720"	3.000"	2.750"	27.600"/28.100"	9
RS44061	335	40.000"	3.590"	0.880"	0.880"	1.750"	1.660"	—	6
RS44062	314	40.500"	5.100"	0.880"	0.880"	1.500"	1.660"	—	6
RS44082	330	44.260"	5.670"	1.500"	1.000"	2.500"	1.930"	—	7
RS44091	300	44.880"	4.250"	1.500"	1.000"	2.000"	1.450"	—	5
RS44092	325	44.880"	5.500"	1.500"	1.000"	2.000"	1.450"	—	5
RS44110	330	42.000"	4.640"	0.560"	0.870"	1.750"	1.540"	—	5
RS44120	316	42.500"	5.630"	0.560"	0.870"	1.750"	1.540"	—	5
RS44121	196	64.000"	2.680"	1.500"	1.500"	2.500"	0.900"	—	2
RS44146	156	39.360"	4.050"	1.500"	1.500"	2.000"	1.180"	—	4
RS44147	200	45.600"	6.650"	1.250"	1.500"	2.500"	1.050"	—	4
RS44148	186	51.500"	5.870"	1.500"	1.500"	2.500"	1.390"	23.000"/28.500"	5
RS44150	200	45.900"	7.250"	1.250"	1.500"	2.500"	1.050"	—	4
RS44154	280	59.150"	8.200"	2.050"	1.720"	3.000"	2.330"	25.500"/33.650"	8
RS44161	280	46.100"	4.150"	0.880"	0.880"	1.750"	1.840"	—	6
RS44162	287	46.700"	6.150"	0.880"	0.880"	1.750"	1.840"	—	6
RS44182	308	45.680"	5.670"	1.500"	1.000"	2.500"	1.660"	—	6
RS44191	290	45.400"	4.350"	1.500"	1.000"	2.500"	1.380"	—	5
RS44192	290	45.400"	5.600"	1.500"	1.000"	2.500"	1.380"	—	5
RS46053S	590	54.090"	4.920"	1.610"	1.380"	3.000"	1.450"	26.810"/27.280"	3
RS86201	340	46.900"	3.750"	1.500"	1.130"	2.500"	1.040"	—	5
RS86202	450	46.900"	3.000"	1.500"	1.130"	2.500"	1.690"	—	3
RS86206	520	46.900"	3.720"	1.500"	1.130"	2.500"	1.800"	—	5
RS86209	287	52.000"	7.750"	1.500"	1.500"	2.500"	2.290"	—	6
RS86210	348	46.900"	3.470"	1.130"	1.500"	2.500"	2.430"	—	9
RS86211	230	52.000"	9.170"	1.500"	1.500"	2.500"	1.750"	—	6

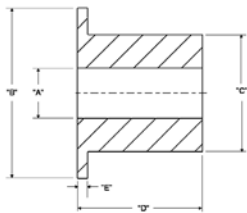
Rancho only engineers its shock absorbers for the applications listed in this catalog. Misapplication of Rancho shock absorbers will result in reduced handling and braking ability.

# Specifications

All listed specifications are for convenience only and are subject to change without notice. Specifications are not intended for design of custom applications.

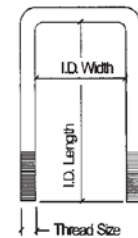
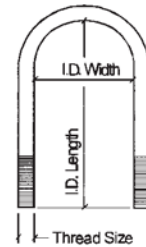
## STEEL SLEEVE SPECIFICATIONS

PART NUMBER	OD	ID	LENGTH
RS420	0.750*	0.560*	3.650*
RS421	0.630*	0.440*	3.700*
RS422	0.750*	0.550*	3.510*
RS423	0.630*	0.440*	3.510*
RS424	0.750*	0.560*	3.000*
RS425	0.560*	0.440*	1.800*
RS426	0.630*	0.440*	2.200*
RS427	0.630*	0.500*	2.800*
RS428	0.750*	0.560*	2.750*
RS429	0.750*	0.560*	2.950*
RS430	0.750*	0.630*	3.370*
RS431	0.750*	0.560*	3.400*
RS440	0.810*	0.500*	1.250*
RS441	0.810*	0.500*	0.310*
RS445	0.560*	0.500*	1.250*
RS448	0.750*	0.500*	1.400*
RS452	1.000*	0.750*	1.750*
RS453	0.810*	0.500*	1.750*
RS457	0.750*	0.560*	2.600*
RS460	0.880*	0.630*	0.630*
RS461	0.750*	0.630*	1.900*
RS464	0.630*	0.440*	5.020*
RS468	0.750*	0.500*	2.550*
RS471	0.750*	0.500*	3.050*
RS473	0.750*	0.500*	2.450*
RS474	0.690*	0.500*	2.750*
RS479	0.750*	0.560*	1.800*
RS483	0.750*	0.560*	2.040*
RS485	0.750*	0.500*	1.600*
RS411001	0.630*	0.560*	1.600*
RS411002	0.750*	0.500*	1.630*
RS411012	0.630*	0.500*	1.310*
RS603538	0.630*	0.440*	2.610*
RS603540	0.630*	0.500*	1.610*
RS603545	0.630*	0.380*	0.500*



## U-BOLT SPECIFICATIONS

PART NUMBER	THREAD SIZE	ROUND OR SQUARE	ID WIDTH	ID LENGTH
RS17402	5/8"	Round	3.630*	13.000*
RS17404	1/2"	Round	3.250*	7.630*
RS17406	1/2"	Round	3.500*	8.000*
RS17407	9/16"	Square	2.430*	6.630*
RS17408	9/16"	Round	2.560*	6.380*
RS17410	1/2"	Round	2.310*	6.500*
RS17413	1/2"	Round	2.550*	6.500*
RS17414	1/2"	Round	3.200*	6.750*
RS17415	1/2"	Round	2.880*	6.750*
RS17431	5/8"	Round	3.000*	9.250*
RS17433	5/8"	Round	2.810*	9.250*
RS17436	5/8"	Round	3.250*	8.750*
RS17454	1/2"	Round	2.550*	6.250*
RS17455	1/2"	Round	3.130*	6.550*
RS17463	1/2"	Round	2.850*	10.000*
RS17469	9/16"	Round	3.250*	6.800*
RS17470	9/16"	Round	3.250*	7.750*
RS17474	5/8"	Round	3.650*	9.000*
RS17475	5/8"	Round	3.650*	10.120*
RS17477	5/8"	Round	2.960*	7.800*
RS17479	9/16"	Square	2.560*	16.000*
RS17482	9/16"	Round	3.220*	13.120*
RS17483	9/16"	Round	3.250*	10.750*
RS17484	5/8"	Round	2.980*	12.120*
RS17485	5/8"	Round	3.300*	12.620*
RS17486	9/16"	Square	2.560*	14.500*
RS17487	5/8"	Square	2.560*	9.000*
RS17488	9/16"	Square	2.560*	8.500*
RS17489	9/16"	Square	2.560*	13.000*
RS17494	9/16"	Round	3.000*	7.500*
RS17495	9/16"	Square	2.560*	11.000*
RS17497	5/8"	Round	2.980*	10.620*
RS17498	9/16"	Round	3.750*	8.000*
RS17499	9/16"	Stud	-----	4.590*
RS740012	5/8"	Round	3.270*	13.000*
RS740013	9/16"	Round	3.240*	12.100*
RS740014	9/16"	Square	2.560*	12.500*
RS740015	9/16"	Square	3.110*	10.000*
RS740016	5/8"	Square	2.550*	10.150*
RS740018	5/8"	Round	3.010*	10.600*
RS740035	9/16"	Square	2.430*	7.750*



CAUTION: THIS U-BOLT LISTING IS INTENDED FOR DIRECT REPLACEMENT OF EXISTING CATALOG APPLICATIONS ONLY; not intended for custom applications.

Notes: For individual U-bolts, delete the 1 at the front of the part numbers.

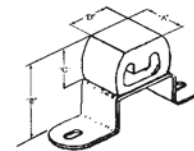
## BUSHING SPECIFICATIONS

PART NUMBER	BEVELED LIP	DIMENSION				
		A	B	C	D	E
RS520	No	0.740*	1.900*	1.510*	1.750*	0.560*
RS521	Yes	0.616*	1.900*	1.135*	1.735*	0.560*
RS523	Yes	0.616*	1.900*	1.135*	1.665*	0.490*
RS524	No	0.740*	1.900*	1.510*	1.450*	0.500*
RS526	—	0.615*	—	1.190*	2.000*	—
RS527	No	0.620*	1.420*	1.025*	1.310*	0.160*
RS529	—	0.738*	—	1.256*	1.250*	—
RS532	Yes	0.510*	1.400*	1.010*	1.285*	0.270*
RS533	Yes	0.510*	1.400*	1.010*	1.535*	0.270*
RS534	Yes	0.616*	1.900*	1.135*	1.500*	0.325*
RS536	No	0.710*	1.450*	1.190*	1.320*	0.130*
RS537	—	0.750*	1.480*	1.250*	1.610*	—
RS538	No	0.590*	1.250*	0.950*	1.460*	0.110*
RS540	—	0.875*	—	1.500*	1.250*	—
RS541	No	0.585*	2.000*	1.375*	1.460*	0.110*
RS553	Yes	0.750*	1.900*	1.500*	1.250*	0.200*
RS554	Yes	0.750*	1.900*	1.510*	0.975*	0.250*
RS624	No	0.750*	1.900*	1.510*	1.425*	0.250*
RS625	No	0.750*	1.900*	1.510*	1.425*	0.250*
RS626	Yes	0.750*	1.900*	1.500*	1.300*	0.120*
RS627	Yes	0.750*	1.800*	1.260*	1.460*	0.300*
RS628	No	0.750*	1.900*	1.510*	1.430*	0.220*
RS629	No	0.713*	1.900*	1.510*	1.310*	0.170*

NOTES: Steel sleeve is advisable for most bushings.  
 •Part Number 537 is a shock bushing.  
 •Part Number 625 is high tensile strength material.

## BUMP STOP SPECIFICATIONS

BUMP STOP	A	B	C	D
RS8202	4.500*	3.000*	3.000*	2.500*
RS8203	2.850*	3.500*	2.000*	1.750*
RS8204	2.850*	4.500*	2.000*	1.750*
RS8205	2.850*	5.500*	2.000*	1.750*
RS8206	2.850*	2.000*	2.000*	1.750*
RS8207	2.850*	3.500*	2.000*	1.750*
RS8208	2.850*	3.750*	2.000*	1.750*
RS8213	2.850*	5.000*	2.000*	1.750*
RS8216	2.850*	5.000*	2.000*	1.750*



FRACTION TO DECIMALS					
1/8"	=	.125/.13	11/16"	=	.688/.69
1/4"	=	.250/.25	23/32"	=	.719/.72
3/8"	=	.375/.38	3/4"	=	.750/.75
7/16"	=	.438/.44	13/16"	=	.813/.81
1/2"	=	.500/.50	7/8"	=	.875/.88
9/16"	=	.563/.56	15/16"	=	.938/.94
5/8"	=	.625/.63	1"	=	1.000/1.00

# RANCHO® TECHNICAL ASSISTANCE



Press (1) for catalog assistance:

- Rancho® Part Number Listings
- NEW Rancho® Product Updates
- Explanation of Rancho® products benefits and features

Press (2) for Technical Assistance:

- Correct Product Usage
- Installation Assistance

Press (3) if you are a distributor of Rancho® products and would like to place an order

If you have inquiries pertaining to Rancho® products, first verify your application and correct part numbers in the catalog. Read all instruction sheets and Rancho® supplements packed with your product. Before calling one of our Team Rancho® Technicians, please have the following information ready for a speedy response to your questions:

- Name of caller and business
- Year/Make/Model and any modifications to the vehicle
- Product name and part numbers
- Description of problem

**RANCHO DEALER LOCATOR**  
**1.734.384.7805**

Call for a dealer in your area, or visit [www.gorancho.com/dealer\\_locator.php](http://www.gorancho.com/dealer_locator.php)

# RANCHO® Suspension North American Limited Warranty

Tenneco Inc warrants qualifying Rancho® products against defects and wear-outs when used on non-commercial light trucks and SUVs under normal operating conditions for as long as such purchaser owns the vehicle on which they were originally installed and Tenneco continues to make the warranted product(s).

PRODUCT DESCRIPTION	LIMITED LIFETIME	90-DAY RIDE OFFER	ONE YEAR OR 12,000 MILE	TWO YEAR OR 24,000 MILE	90 DAY WARRANTY
<b>RS9000XL™ Shock Absorber</b>					
RS999000 Series	✓	✓			
RS999700 Series	✓	✓			
RS999800 Series	✓	✓			
<b>RS9000XL™ Pro Series Shock Absorber</b>					
RS19000 Series	✓				
<b>RS9000XL™ Pro Series Coil Over</b>					
RS19500 Series					✓
RS19600 Series					✓
<b>quickLIFT™</b>					
RS999700 Series	✓				
RS999800 Series	✓				
<b>RSX™ Shock Absorber</b>					
RSX17000 Series	✓				
RSX17500 Series	✓				
<b>RS5000™ Shock Absorber</b>					
RS5000 Series*	✓				
RS5600 Series*	✓				
RS5700 Series*	✓				
<small>*Excludes RS5000 Race Shocks</small>					
<b>STEERING STABILIZERS</b>					
RS5400 Series	✓				
RS97000 Series	✓				
RS98000 Series	✓				
<b>MyRide™ WIRELESS CONTROLLER</b>				✓	
<b>RockGear™</b>					
Bumpers			✓		
Doors			✓		
Differential Covers			✓		
Underbody Protection			✓		
Exhaust Systems			✓		
<b>LIGHT TRUCK SUSPENSION COMPONENTS</b>	✓				
<b>UTV/ATV SUSPENSION &amp; ACCESSORIES</b>					✓

Information regarding Rancho's warranty policy can be found on-line at [www.gorancho.com](http://www.gorancho.com) or by contacting:

**Warranty Department/Tenneco**  
**One International Dr.**  
**Monroe, MI 48161**  
**Or by calling: (734) 384-7898**

## RANCHO® 90-Day Free Ride Offer

We are so confident that you will like your new Rancho® RS9000XL™, we offer this exclusive guarantee.

Try our products for 90 days. We guarantee you'll experience the Tenneco difference. If, for any reason, the qualifying products\* don't live up to your expectations within the first 90 days, replace the products and we will refund your original product's purchase price, plus labor (up to \$50 per axle). We're that confident you will be satisfied with our products.

For questions about this offer, please contact our customer service department at 734-384-7898.

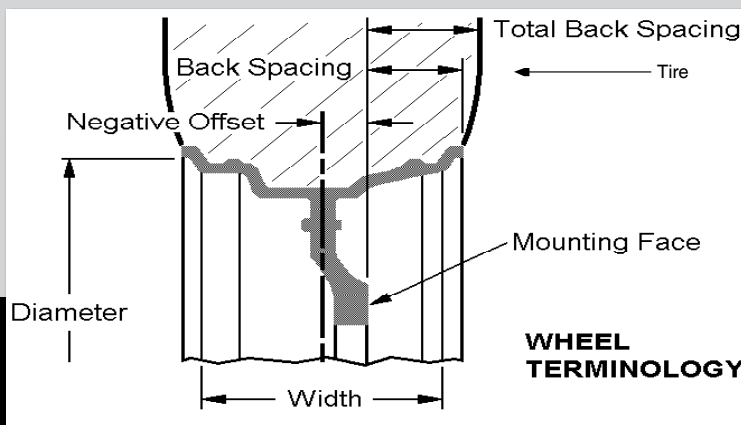
\* Offer limited to the purchase of four (4) Rancho® RS9000XL™. This offer does not include units improperly installed or substituted. Valid only on vehicles used for private, non-commercial use and may be withdrawn at any time.

# WHEEL AND TIRE CHART

KIT NUMBER	COMPATIBLE WITH OE WHEELS <sup>1</sup>	DEVELOPMENT TIRE <sup>2</sup>		DEVELOPMENT WHEEL <sup>2</sup>		TOTAL BACKSPACING (in)
		SIZE	ACTUAL SIZE <sup>1</sup> (in)	SIZE (in)	BACKSPACING (in)	
RS6427	YES	285/75R16	33x11.3	16x8	4.5	-
RS6440	YES	33x12.5xR15	32.7x12.4	15x8	3.6	-
RS6475	YES	33x12.5xR15	32.7x12.4	15x8	5.0	-
RS6476	YES	33x12.5xR15	32.7x12.4	15x8	5.0	-
RS6481	YES	285x75xR16	33x11.3	16x8	4.5	-
RS6482 (B)	YES	285x75xR16	33.1x11.3	16x8	4.5	-
RS6488 (B)	YES	285x75xR16	33.1x11.3	16x8	4.5	-
RS6489 (B)	YES	285x75xR16	33.1x11.3	16x8	4.5	-
RS6503	YES	33x12.5xR15	32.7x12.4	15x8	3.8	-
RS6505	YES	33x12.5xR15	32.8x12.5	15x8	3.8	-
OPTIONAL RS6505 <sup>3</sup>	-	35x12.5xR15	34.8x12.5	15x8	3.8	-
RS6506	YES	33x12.5xR15	32.8x12.5	15x8	3.8	-
RS6507B	YES	35x12.5xR18	34.8x12.5	18x9	4.5	5.9
OPTIONAL RS6507B <sup>3</sup>	-	37x12.5xR18	36.3x12.8	18x9	4.5	-
RS6509B	YES	35x12.5xR18	34.8x12.5	18x9	4.5	5.9
OPTIONAL RS6509B <sup>3</sup>	-	37x12.5xR18	36.3x12.8	18x9	4.5	-
RS6517B	NO	35x12.5xR18	34.8x12.5	18x9	4.5	5.9
OPTIONAL RS6517B <sup>3</sup>	-	37x12.5xR18	36.3x12.8	18x9	4.5	-
RS6510 (B)	YES	285x70xR17	32.8x11.5	17x8.5	6.3	-
RS6511 (B)	YES	325x60xR20	35.5x13	20x9	6.3	7.3
RS6514 (B)	YES	325x60xR20	35.5x13	20x9	6.3	-
RS6515 (B)	YES	285x70xR17	32.8x11.5	17x8.5	6.3	-
RS6543 (B)	YES	285x75xR16	33.0x11.3	16x8	4.5	-
RS6545 (B)	NO	285x75xR16	33.0x11.3	16x8 <sup>4</sup>	4.5	-
OPTIONAL RS6545 (B) <sup>3</sup>	-	35x12.5xR17	34.9x12.9	17x8 <sup>4</sup>	4.5	-
RS6547 (B)	NO	285x75xR16	33.0x11.3	16x8 <sup>4</sup>	4.5	-
OPTIONAL RS6547 (B) <sup>3</sup>	-	35x12.5xR17	34.9x12.9	17x8 <sup>4</sup>	4.5	-
RS6548 (B)	YES	285x75xR16	33.0x11.3	16x8	4.5	-
OPTIONAL RS6548 (B) <sup>3</sup>	YES	35x12.5xR17	34.9x12.9	17x8	4.5	5.9
RS6549 (B)	YES	285x75xR16	33.0x11.3	16x8	4.5	-
OPTIONAL RS6549 (B) <sup>3</sup>	-	35x12.5xR17	34.9x12.9	17x8	4.5	-
RS6550 (B)	YES	285x75xR16	33.0x11.3	16x8	4.5	-
OPTIONAL RS6550 (B) <sup>3</sup>	-	35x12.5xR17	34.9x12.9	17x8	4.5	-
RS6551 (B)	YES	285x75xR16	33.0x11.3	16x8	4.5	-
OPTIONAL RS6551 (B) <sup>3</sup>	-	35x12.5xR17	34.9x12.9	17x8	4.5	-
RS6555 (B)	YES	285x75xR16	33.1x11.3	16x8	4.5	-
RS6556 (B)	NO	37x12.5xR17	36.9x13.4	17x10	5.0	-
OPTIONAL RS6556 (B) <sup>3</sup>	-	40x13.5xR17	39.8x14.6	17x9	6.0	7.4
RS6557 (B)	NO	37x12.5xR17	36.9x13.4	17x10	5.0	-
OPTIONAL RS6557 (B)	-	40x13.5xR17	39.8x14.6	17x9	6.0	7.4
RS6558B	NO	325x60xR20	35.5x13	20x9	5.0 <sup>5</sup>	-
OPTIONAL RS6558B	-	37x12.5xR20	36.6x12.5	20x9	5.0 <sup>5</sup>	6.0
RS6559B	NO	285x70xR17	33.1x11.3	17x9	4.5	5.3
RS6560 (B)	16" Only	265x75xR16	31.7x10.5	16x7	5.0	-
RS6561 (B)	16" Only	265x75xR16	31.8x10.5	16x7	5.0	-
RS6568 (B)	YES	285x75xR16	33.0x11.3	16x8	4.5	-
RS6570	YES	33x12.5xR15	32.7x12.4	15x8	3.6	-
RS6573 (B)	YES	35x12.5xR17	34.8x12.5	17x8.5	5.0	-
RS6577B	YES	37x12.5xR17	37x12.9	17x8	6.3	7.3
RS6579B	YES	37x12.5xR17	37x12.9	17x8	6.3	7.3
RS6581B	YES	315x70xR17	34.5x12	17x8	4.5	5.5
RS6582 (B)	YES	315x70xR17	34.5x12	17x8	5.5	-
RS6583 (B)	YES	315x70xR17	34.5x12	17x8	5.5	6.5
OPTIONAL RS6583 (B)	-	35x12.5xR17	34.9x12.5	17x8	4.5	6.5
RS6588 (B)	YES	35x12.5xR18	34.8x12.5	18x9	6.0	5.7
RS6589 (B)	YES	35x12.5xR18	34.8x12.5	18x9	6.0	6.7
RS6592	YES	265x75xR16	31.8x10.5	16x8	5.5	-
RS6593	YES	265x75xR16	31.8x10.5	16x8	5.5	-
RS6594B	YES	35x12.5xR18	34.8x12.5	18x9	6.0	6.7
RS6595B	YES	35x12.5xR18	34.8x12.5	18x9	6.0	6.7
RS6596B	YES	245x75xR17	31.6x9.8	17x7.5	6.0	-

## FOOTNOTES

- 1 - Designates when the OEM wheel is compatible with the applicable Rancho® suspension. The development or optional tire may not be compatible with the OEM wheel.
- 2 - Trimming or modification may be required to provide proper clearance for the development wheel and tire. Actual tire size varies between manufacturers.
- 3 - Use of optional wheel and tire will require trimming or modification. Actual tire size varies between manufacturers.
- 4 - RS6545, RS6547 - vehicles with OEM 17" wheels cannot use 16" wheels or smaller
- 5 - RS6558B requires 4.5" of backspacing on 16", 17" and 18" wheels.



# APPLICATION CHART



	MODEL	YEAR	DEVELOPEMENT TIRE SIZE	FRONT quickLIFT™	REAR 9000XL™	REAR quickLIFT™
CHEVY/GMC	Silverado/Sierra 2WD	2007 - 08	285 x 70 x R17	RS999785 <sup>QL</sup>	RS999198 <sup>XL</sup>	-
	Silverado/Sierra 4WD	2007 - 08	285 x 70 x R17	RS999785 <sup>QL</sup>	RS999198 <sup>XL</sup>	-
	Tah/Yuk/Yuk XL/Ava/Sub 2WD Exc Autoride	2007 - 08	285 x 70 x R17	RS999785 <sup>QL</sup>	RS999262 <sup>XL</sup>	RS70075 <sup>1</sup>
	Tah/Yuk/Yuk XL/Ava/Sub 2WD Inc Autoride	2007 - 08	285 x 70 x R17	RS999800 <sup>QL</sup>	-	-
	Tah/Yuk/Yuk XL/Ava/Sub 4WD Exc Autoride & Z71	2007 - 08	285 x 70 x R17	RS999785 <sup>QL</sup>	RS999262 <sup>XL</sup>	RS70075 <sup>1</sup>
	Tah/Yuk/Yuk XL/Ava/Sub 4WD Inc Autoride Exc Z71	2007 - 08	285 x 70 x R17	RS999800 <sup>QL</sup>	-	-
DODGE	RAM 1500 4WD - Exc Mega Cab & TRX	2006 - 08	275 x 65 x R20	RS999793 <sup>QL</sup>	RS999274 <sup>XL</sup>	-
	RAM 1500 TRX 4WD - Exc Mega Cab	2006 - 08	275 x 65 x R20	RS999793 <sup>QL</sup>	RS999274 <sup>XL</sup>	-
FORD	Expedition 4WD - Exc. air suspension	2003 - 06	275 x 65 x R20	RS999767 <sup>QL</sup>	-	RS999796 <sup>QL</sup>
	Explorer 2/4WD	2004 - 05	265 x 70 x R17	RS999797 <sup>QL</sup>	-	RS999781 <sup>QL</sup>
	Explorer 2/4WD	2002 - 03	265 x 75 x R16	RS999780 <sup>QL</sup>	-	RS999781 <sup>QL</sup>
	F150 4WD	2004 - 08	35 x 12.5 x R18	RS999792 <sup>QL</sup>	RS999286 <sup>XL</sup>	-
	F150 2WD	2004 - 08	33 x 12.5 x R20	RS999767 <sup>QL</sup>	RS999285 <sup>XL</sup>	-
LINCOLN	Mark LT 4WD	2006 - 08	35 x 12.5 x R18	RS999792 <sup>QL</sup>	RS999286 <sup>XL</sup>	-
MERCURY	Mountaineer 2/4WD	2004 - 05	265 x 70 x R17	RS999797 <sup>QL</sup>	-	RS999781 <sup>QL</sup>
	Mountaineer 2/4WD	2002 - 03	265 x 75 x R16	RS999780 <sup>QL</sup>	-	RS999781 <sup>QL</sup>
NISSAN	Armada 2/4WD - Exc Rear Auto Leveling	2004 - 08	305 x 65 x R18	RS999798 <sup>QL</sup>	RS999113 <sup>XL</sup>	RS70076 <sup>1</sup>
	Frontier 2/4WD	2005 - 08	285 x 75 x R16	RS999790 <sup>QL</sup>	RS999311 <sup>XL</sup>	-
	Pathfinder 2/4WD	2005 - 08	285 x 75 x R16	RS999790 <sup>QL</sup>	RS999312 <sup>XL</sup>	RS70077 <sup>1</sup>
	Titan 2/4WD	2004 - 08	315 x 70 x R17	RS999798 <sup>QL</sup>	RS999303 <sup>XL</sup>	-
	Xterra 4WD	2005 - 08	265 x 75 x R16	RS999790 <sup>QL</sup>	RS999314 <sup>XL</sup>	RS70078 <sup>1</sup>
	Xterra 2WD	2005 - 08	265 x 75 x R16	RS999790 <sup>QL</sup>	RS999313 <sup>XL</sup>	RS70078 <sup>1</sup>
TOYOTA	Four Runner 2/ 4WD	2003 - 08	285 x 70 x R17	RS999760 <sup>QL</sup>	RS999305 <sup>XL</sup>	RS70080 <sup>1</sup>
	Four Runner	1996 - 02	33 x 10.5 x R15	RS999794 <sup>QL</sup>	RS999187 <sup>XL</sup>	RS70079 <sup>1</sup>
	FJ Cruiser	2006 - 08	285 x 70 x R17	RS999760 <sup>QL</sup>	RS999305 <sup>XL</sup>	RS70080 <sup>1</sup>
	Sequoia	2008	275 x 65 x R20	RS999759 <sup>QL</sup>	-	-
	Sequoia	2000 - 07	285 x 60 x R18	RS999795 <sup>QL</sup>	-	RS70081 <sup>1</sup>
	Tacoma 4WD	2005 - 08	285 x 75 x R16	RS999760 <sup>QL</sup>	RS999319 <sup>XL</sup>	-
	Tacoma 4WD - Left	1995 - 04	33 x 10.5 x R15	RS999794 <sup>QL</sup>	RS999226 <sup>XL</sup>	-
	Tacoma 4WD - Right	1995 - 04	33 x 10.5 x R15	RS999794 <sup>QL</sup>	RS999180 <sup>XL</sup>	-
	Tacoma 2WD Pre Runner - Left	1999 - 04	285 x 70 x R17	RS999794 <sup>QL</sup>	RS999226 <sup>XL</sup>	-
	Tacoma 2WD Pre Runner - Right	1999 - 04	285 x 70 x R17	RS999794 <sup>QL</sup>	RS999180 <sup>XL</sup>	-
	Tundra 4WD	2007 - 08	275 x 65 x R20	RS999759 <sup>QL</sup>	RS999324 <sup>XL</sup>	-
Tundra 4WD	2000 - 06	285 x 60 x R18	RS999795 <sup>QL</sup>	RS999040 <sup>XL</sup>	-	

## FOOTNOTES

QL - Designates quickLIFT™ unit

XL - Designates RS9000XL™ unit

1 - Rear spacer kit, required to level the rear to the front height

	MODEL	YEAR	DEVELOPED TIRE SIZE <sup>1,2</sup>	ACTUAL TIRE SIZE <sup>1,2</sup> (Inches)
CHEVY/GMC	Silverado/Sierra 2WD	2007 - 08	285 x 70 x R17	32.76 x 11.5
	Silverado/Sierra 4WD	2007 - 08	285 x 70 x R17	32.76 x 11.5
	Tah/Yuk/Yuk XL/Ava/Sub 2WD Exc Autoride	2007 - 08	285 x 70 x R17	32.76 x 11.5
	Tah/Yuk/Yuk XL/Ava/Sub 2WD Inc Autoride	2007 - 08	285 x 70 x R17	32.76 x 11.5
	Tah/Yuk/Yuk XL/Ava/Sub 4WD Exc Autoride & Z71	2007 - 08	285 x 70 x R17	32.76 x 11.5
	Tah/Yuk/Yuk XL/Ava/Sub 4WD Inc Autoride Exc Z71	2007 - 08	285 x 70 x R17	32.76 x 11.5
DODGE	RAM 1500 4WD - Exc Mega Cab & TRX	2006 - 08	275 x 65 x R20	34.09 x 10.98
	RAM 1500 TRX 4WD - Exc Mega Cab	2006 - 08	275 x 65 x R20	34.09 x 10.98
FORD	Expedition 4WD - Exc. air suspension	2003 - 06	275 x 65 x R20	34.09 x 10.98
	Explorer 2 / 4WD	2004 - 05	265 x 70 x R17	31.6 x 10.8
	Explorer 2 / 4WD	2002 - 03	265 x 75 x R16	31.5 x 10.8
	F150 4WD	2004 - 08	35 x 12.5 x R18	34.8 x 12.5
	F150 2WD	2004 - 08	33 x 12.5 x R20	
LINCOLN	Mark LT 4WD	2006 - 08	35 x 12.5 x R18	34.8 x 12.5
MERCURY	Mountaineer 2 / 4WD	2004 - 05	265 x 70 x R17	31.6 x 10.8
	Mountaineer 2 / 4WD	2002 - 03	265 x 75 x R16	31.5 x 10.8
NISSAN	Armada 2 / 4WD - Exc Rear Auto Leveling	2004 - 08	305 x 65 x R18	33.7 x 12.0
	Frontier 2 / 4WD	2005 - 08	285 x 75 x R16	32.8 x 11.4
	Pathfinder 2 / 4WD	2005 - 08	285 x 75 x R16	32.8 x 11.4
	Titan 2 / 4WD	2004 - 08	315 x 70 x R17	34.5 x 12.0
	Xterra 4WD	2005 - 08	265 x 75 x R16	31.8 x 10.5
	Xterra 2WD	2005 - 08	265 x 75 x R16	31.8 x 10.5
TOYOTA	Four Runner 2/ 4WD	2003 - 08	285 x 70 x R17	32.8 x 11.5
	Four Runner	1996 - 02	33 x 10.5 x R15	32.7 x 10.6
	FJ Cruiser	2006 - 08	285 x 70 x R17	32.8 x 11.5
	Sequoia	2008	275 x 65 x R20	34.09 x 10.98
	Sequoia	2000 - 07	285 x 60 x R18	31.5 x 11.5
	Tacoma 4WD	2005 - 08	285 x 75 x R16	32.8 x 11.4
	Tacoma 4WD - Left	1995 - 04	33 x 10.5 x R15	32.7 x 10.6
	Tacoma 4WD - Right	1995 - 04	33 x 10.5 x R15	32.7 x 10.6
	Tacoma 2WD Pre Runner - Left	1999 - 04	285 x 70 x R17	32.7 x 11.4
	Tacoma 2WD Pre Runner - Right	1999 - 04	285 x 70 x R17	32.7 x 11.4
Tundra 4WD	2007 - 08	275 x 65 x R20	34.09 x 10.98	
Tundra 4WD	2000 - 06	285 x 60 x R18	31.5 x 11.5	

Rancho® recommends maintaining OE back spacing.

## FOOTNOTES

- 1 - Development tire may require trimming or modification to provide proper clearance. Actual tire size varies by manufacturer.
- 2 - Other wheel and tire combinations may fit, see "Actual tire size" column for maximum tire dimension.

1. Front shock must be installed rod end down (without shock boot).
2. 1976 ½ - 1986 Blazer or Jimmy and short bed pickups with a 4" suspension system will require a transfer case lowering kit part number RS6631. Some vehicles equipped with 2 ½" suspension system may experience a driveline vibration. Part number RS6631 can be used to possibly correct the vibration, but a driveline vibration may still be present. CAUTION: RANCHO DOES NOT RECOMMEND INSTALLING A 4" SUSPENSION SYSTEM ON VEHICLES EQUIPPED WITH THE "LONG" REAR TAIL SHAFT HOUSING, REAR UNIVERSAL WEAR WILL BE ACCELERATED AND DRIVELINE VIBRATION WILL OCCUR.
4. Check the Shock Application section for the correct shocks used on vehicles which come equipped with OE Quad Suspension or Add on Dual Shock Option.
5. On CJ's with 4 speed transmissions, rear driveline will need to be lengthened, transfer case cross member will need to be lowered from frame ½" and driveline vibration will occur. Use Lowering Bracket Kit to lower transfer case ½". Part No. RS6633 fits 1941-1975. Part No. RS6639 fits 1976-1986.
6. If these vehicles have a Detroit-type driveline, the driveline must be replaced by a Spicer-type driveline.



Rear propeller shaft (Detroit Universal)



Rear propeller shaft (Spicer)

7. On some models a low speed vibration may occur in the front driveline.
8. If tie rod assembly is Diagram 1 - inverted "Y" it must be changed to Diagram 2 later model, 1978-79, inverted "T" style, (see below). CAUTION: SOME VEHICLES WILL BE UNABLE TO CHANGE TO THE INVERTED "T", THEREFORE A DUAL STABILIZER OR A SUSPENSION SYSTEM CANNOT BE INSTALLED. VEHICLES EQUIPPED WITH A POWER STEERING CYLINDER CANNOT BE CONVERTED TO THE INVERTED "T".

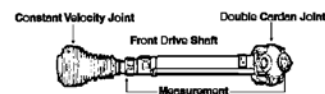


9. Rancho highly recommends the use of the constant velocity (Spicer style) front driveshaft, as used in the Jeep factory trailer towing option. The Jeep original equipment, light duty, double offset joint, front driveshaft should not be used if any of the following conditions occur. If you have Select-Track Option. If you drive 55-65 mph for long periods of time. You tow a trailer. You use your vehicle to pull other vehicles out from being stuck. If you use the light duty driveshaft you will experience driveshaft boot wear and will need to re-pack the offset joint periodically and replace the boot periodically.
10. 1987-90 4WD Blazer or Jimmy and short bed pickups with a 4" suspension system will require a transfer case lowering kit part number RS6640. Some vehicles equipped with 2 ½" suspension system may experience a driveline vibration. Part number RS6640 can be used to possibly correct the vibration, but a driveline vibration may still be present. The exhaust cross pipe will need to be modified to clear front drive shaft.
11. RS8701 is required to restore the turning radius, on right turns.
12. If the rear of your vehicle is equipped with a height-sensitive brake proportioning valve, contact your local dealer for correct adjustment procedure of the proportioning valve. CAUTION: VEHICLES WITH NO ADJUSTMENT PROCEDURE, RANCHO DOES NOT RECOMMEND INSTALLATION OF THE ADD-LEAF OR LEV-A LOAD.
13. Block Kit No. RS70054 is required with RS86209 Rear Spring for a 4" lift.
14. Full Size Lev-A-Load Kits will not fit vehicles with factory overload mounted above leaf spring.
15. Vehicles with a 13 ¼" rear driveshaft will require a transfer case lowering kit RS6644.

17. Will not fit vehicles equipped with big block engines, 15" or smaller wheels, or vehicles with anti-lock brakes (ABS).
18. The net raised height achieved with this system is dependent upon the adjustment of the torsion bars prior to installation. Example: If the Rancho System is listed as 3", but the torsion bars on a vehicle are adjusted to 1" over stock, the net raised height will be 2". The net raised height will be 1" less on vehicles equipped with the Z71 Off Road Package.
19. RS968 4" C-Bushing Kit is required to align vehicle.
20. Additional washers may be required to increase space between shocks on lower mount.
21. On 1976-81 CJ5, CJ7, Scrambler 2 ½" Suspension System RS5119 & RS999119 may be too short and you must use RS5113 & RS999113 with Bump Stop Kit No. RS8203.
22. Part No. RS8125 axle shim kit may be required on rear axle for shock-to-axle clearance.
23. I.D. of shock bushing is smaller than mounting pin & requires lubrication & extra effort for installation.
24. Slight grinding of lower control arm is required.
25. Steering arm may contact shock body on RS5113, RS5119, RS999113 & RS999119 on FJ43 & FJ45. Install shock boot towards ground for additional clearance.
26. This Spring is required with the Primary Suspension System, to get the proper lift.
27. Bumpstop must be lowered 2" or damage to shock will occur.
28. Must have factory hole in tie rod for stabilizer.
29. We recommend installing new ball joints when installing Part No. RS6500.
30. Kit RS60612 will work on 1983-86 Nissan but raises rear 2"-3".
31. 1967-72 Chevrolet/GMC Trucks may be equipped with a non-adjustable drag link. In these cases the drag link will need to be replaced with a late model Chevrolet/GMC adjustable link, available through your Chevrolet or GMC dealer.
32. On Blazer/Jimmy with worn or sagging rear springs, vehicle will sit low in rear. Rear Add-A-Leaf part No. RS60812 will correct this.
34. RS996 Rockcrawler Bushing Rebuild Kit is Available (Rebuilds one Link - 4 Kits required for completed vehicle.)
35. Height will vary due to inconsistent factory height.
36. On M38, vehicle spring anchor mounts will need to be drilled out and you must buy Jeep spring anchor bolt Part No. RS384228 (4 per vehicle) to install springs. Available from your Jeep dealer.
37. Remove ½" O.D. x 7/8" I.D. sleeves, if used, from the old spring shackle ends and insert sleeves into the Rancho bushings.
39. Vehicles equipped with GM's Auto Trak system WILL REQUIRE the replacement of the front drive shaft or else severe drive line vibration and noise will occur. Rancho recommends "Powertrain Industries" part number 3194-9800 or equivalent. Available from: Powertrain Industries, Inc. 7532 Anthony Ave. Garden Grove, CA 92841. Toll Free: 1-800-798-4585. Email: sales@powertrainindustries.com.
40. May need longer rear U-bolt Kit RS737. 89-91 standard cab, short bed Toyota requires U-bolt Kit RS745.
43. Will require minor modification to inner fender well.
46. Must have rear mount fuel tank only, no side saddle tanks.
48. RS60612 may be used for this application will lift ¾".
49. This Add-A-Leaf may be too long for some vehicles. The ends of the leaf may be trimmed to help provide a correct fit.
50. May need to reuse stock center pin, check length before disassembly. Add-A-Leaf may need to be drilled for larger stock center pin bolt.

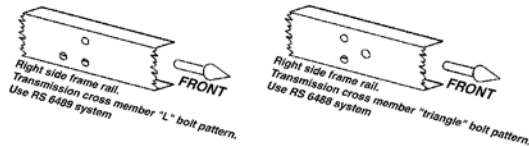


51. Not recommended for XJ Cherokee or Comanche with 3 leaf springs.
59. You must use soft-valved RS5000 shock absorbers listed. Corresponding RS9000XL's must be set on 1 or 2.
60. Not recommended on vehicles without power steering.
61. Rear block kit, Part No. RS73044 may be required. If RS73044 is used, Shock RS5118 will be required.
64. RS1902 adjustable torque rod S-link kit is required.
66. This kit does not fit vehicles which are equipped with factory high rider package (IRH) or vehicles with an aftermarket pitman arm with more than 1 1/4" off-set.
70. RS5600 series shocks are 1 3/8" bore.
79. Our torsion bars are heavy duty to resist sag when adjusted to maximum height. Vehicle may not be raised, and rear Add-A-Leaf may not be needed.
80. Most CJ2A, CJ3A, CJ3B, MB, M38, M38A1 have a sideways U-type shackle which must be upgraded to plate-type shackle. Our shackle kit also includes the urethane bushings for your frame. Since stock bushings are usually worn, our shackle kit Part No. RS6636 is highly recommended (one kit per axle).
81. Front kit Part No. RS726 includes two tie rod ends Part No. RS7600.
83. Jeeps use stock location with no drilling.
84. This kit will not fit vehicles which have a vacuum servo mounted on drivers side of the front axle.
88. Kit includes front and rear U-bolts.
89. Hole drilling or bracket modifications may be required on some vehicles.
91. Kit includes both front and rear U-bolt kits. U-bolts are 3/8", you will have to drill your spring plates.
92. Factory rear springs must have a flat measurement eye to eye of 52". Some heavy duty rear springs measure 56" flat and cannot be replaced.
95. Rancho rear block kit RS82054 may be required for this application.
96. This is a unique 2 leaf Add-A-Leaf system that raises the vehicle approximately 1" - 2", depending upon options.
100. Except dual rear wheels
101. Rancho U-bolt Kit RS722 may be required if dual Add-A-Leaf's are installed on 1980 and newer vehicles.
102. This system is only sold as a complete kit! Individual components will not be sold separately. For warranty of individual components, send component directly to Rancho's Technical Department and a replacement part will be sent out immediately.
107. Kit includes the (2) RS5006 add-on position shocks.
109. For optimum system performance, we strongly recommend that this kit be used in conjunction with Rancho Torsion Bars.
110. RS619 torsion bar kit is required.
112. Dana has no outer lip on the rear cover. Chrysler does have an outer on the rear cover.
114. For use on stock vehicle, use adaptor kit RS6614.
118. For installation of 33" tires use Bump Stop Spacer Kit RS744.
119. For installation of 33" tires use Bump Stop Spacer Kit RS8229.
120. Camber adjustment may not be possible on some raised vehicles. RS6406 coil springs will only work on raised vehicles.
122. Requires O.E. replacement bushings.
123. Most 92-96 fullsize 4WD Bronco and F-150 trucks are equipped with the lower mount of the factory quad shock option, which is needed to mount our RS97489, RS98508, RS5565 & RS5566 steering stabilizer systems.
124. If vehicle has 2 1/2" wide leaf springs, use Bracket Kit RS50616.
125. '87 and newer may only restore stock height.
126. 460 gas with Super Cab or accessories like a winch, etc. Call for application.
128. Sway Bar Mount Spacer Kit No. RS8228 required with automatic transmission.
130. Some earlier model vehicles require newer alignment eccentrics.
131. Height may be taller for non-race prepared vehicles.
132. These leaf springs do not come with bushings. Bushings are in front Kit RS6444.
133. Transfer case Lowering Kit No. RS6641 may be required on some vehicles.
134. Wranglers with "Off-Road Suspension" option (code AWE) will be 1" less. Also, vehicles with a hard top &/or a V-8 may not achieve full raised height.
135. Exhaust modification may be necessary.
139. DO NOT use with composite spring.
140. Use RS6676 Heavy Duty Upper & Lower Link System for improved cornering and overall handling characteristics on stock height vehicles.
142. Front upper and lower link kit, replacement for stock links.
146. Optional Upper Link Kit for added performance and handling.
148. Do not use with after market (stamped steel housing) ball joints. Use only with OE style (forged housing construction) upper ball joints.
149. This unit installs in an auxiliary position and may be used in conjunction with the O.E.M. position stabilizer.
150. This component is optional, and is recommended for optimum performance.
152. This is a spring-seat shock absorber.
153. At this time, this system is NOT approved for installation on the following: vehicles with dual rear wheels, vehicles with a rear drive shaft carrier bearing, or vehicles equipped with a diesel engine.
154. Exhaust modification is required, check local laws regarding exhaust modification prior to installation.
155. Part number RS40054S may be substituted for RS86206 applications. This spring will give a firmer ride and will have limited suspension travel.
156. These springs are not designed for hauling.
161. 95 and later Grand Cherokees (ZJ) front driveshaft replacement. Driveshafts that measure over 24 1/2", No change required. Driveshafts that measure from 20" up to 24 1/2", May require a change. Test drive vehicle, change to Spicer type if a vibration is present. Driveshafts that measure under 20", Must change to a Spicer type. CAUTION: VEHICLES WITH A DRIVESHAFT UNDER 20" MAY STILL EXPERIENCE A VIBRATION EVEN AFTER CHANGING TO A SPICER-TYPE DRIVESHAFT.



162. May substitute Add-A-Leaf RS60611 with 3 leaf rear spring (94-early 96 only).
163. Spring Seat Shock included in front kit.
167. See Shock Absorber Section for Shock Application.
173. 1996 & 1997 Model years REQUIRE 88025-REV. C or later installation instructions.
177. Remove and replace #2 leaf.

182. Has grease fittings.
184. 4 leaf only.
185. Except 4000 lb front axle.
186. Will NOT Fit Vehicles with Rack and Pinion Steering.
187. Will NOT FIT vehicles with OE Pitman Arm YC35-3590-AA. This part number is on the Pitman Arm.
189. Will FIT vehicles with OE Pitman Arm YC35-3590-AA. This part number is on the Pitman Arm.
190. Aft Subframe Braces RS6643 are available for additional support for off-road use.
192. Front Driveshaft vibration may occur in 4 W.D. only. A replacement driveshaft (part no. 3194-1000) is available from: Powertrain Industries, Inc. 7532 Anthony Ave. Garden Grove, CA 92841. Toll Free: 1-800-798-4585. Email: sales@powertrainindustries.com.
197. Ford F150's which have a ("L" - shape bolt pattern for the transmission cross member must use the RS6489 Primary Suspension System; triangular bolt pattern use RS6488 Primary Suspension System.



199. This system cannot be used with any wheel with backspacing that exceeds 4.5" and/or the wheel diameter is less than 16".
200. Steering arm may contact shock body on RS999113 & RS999119 on FJ43 & FJ45. Install shock boot towards ground for additional clearance.
201. On 1976-81 CJ5, CJ7, Scrambler 2 1/2" Suspension System RS999119 may be to short and you must use RS999113 with Bump Stop Kit No. RS8203..
202. Optional Skid Plate can be purchased separately.
203. RS6740 or RS6741 Bracket Kit includes four RS5298 shocks.
205. Ford Superduties are equipped from the factory with either a "tall" (3.7") rear block or a "short" (1.9") rear block. Rancho offers three different choices to accommodate this option.
1. RS44154: Soft ride rear leaf spring is designed to add up to 1" of rear height.
  2. R80053: Rear block kit adds 2 1/2" to rear height on vehicles equipped with the O.E. "short" block and 1" to vehicles equipped with O.E. "tall" block.
  3. RS60642: Rear add-a-leaf kit is designed to add up to 2" of rear height.
206. Installation of this suspension system on 99 and later vehicle equipped with full-time 4WD (A4WD) may provide a slightly more noticeable level of driveline vibration. To offset any driveline vibration, replacement front driveshaft (part number 3191-1001) is available from: Powertrain Industries, Inc. 7532 Anthony Ave. Garden Grove, CA 92841. Toll Free: 1-800-798-4585. Email: sales@powertrainindustries.com.
207. Springs are not included with this system and must be ordered separately.
208. This system does not allow the reuse of O.E. factory 15" wheels.
209. New upper ball joints are not included with this suspension kit but are required to complete the installation, reference instruction sheet for complete listing.
210. Some vehicles may experience a rear driveshaft vibration. A replacement rear double-cardan driveshaft for Rubicons only (part number 3394-0100) is available from: Powertrain Industries, Inc. 7532 Anthony Ave. Garden Grove, CA 92841. Toll Free: 1-800-798-4585. Email: sales@powertrainindustries.com.
211. RS40054S may be used as a HD replacement.
212. Adjustable height coil-over unit.
213. Does not work on vehicles equipped with OE radiator skin plate.
214. Does NOT fit vehicles equipped with the Off-Road Suspension package.
220. Carrier bearing spacer P/N RS6608 is required on vehicles equipped with rear drive shaft carrier bearing. Vehicle may exhibit minimal driveline vibration in 4WD.
221. Optional front skid plate (RS8716B) and differential skid plate (RS6201) can be purchased separately.
222. Shocks sold separately.
223. Optional front skid plate (RS8721B) and differential skid plate (RS6203) can be purchased separately.
250. Front driveshaft required, (2DR: Front: P/N 3194-1925 Rear: P/N 3194-0725), (4DR: Front: P/N 3194-1925 Rear: P/N 3194-2750). Powertrain Industries, Inc. 7532 Anthony Ave. Garden Grove, CA 92841. Toll Free: 1-800-798-4585. Email: sales@powertrainindustries.com.
251. Front swaybar endlink kit REQUIRED.
252. Requires Rancho's cat-back exhaust system - (4 door models require P/N RS720001\*) (2 door models require P/N RS720002\*).
253. Long Arm Suspension.
254. Rear kit, required to level the rear to the front height.
255. Optional quick-disconnect front endlink kit can be purchased separately.
256. Interference with the catalytic converter may prevent installation on 2008 Super Duty vehicles with the 6.8L V10 engine.
- A3. New Part Number Available Third Quarter
- A4. New Part Number Available Fourth Quarter
- PS. Rancho RS9000X Pro-Series shock absorber.
- Q2. Qty. Req. 2
- Q4. Qty. Req. 4
- QL. **quickLIFT** — Additional hardware may be required to level rear.
- XL. Designates XL shock absorber.
- New Part Number, Check availability before placing order.
  - ⊗ Installation of this system does not allow the re-use of OE (factory) wheels.

**ORDER YOUR OFFICIAL RANCHO® EGO GEAR  
MERCHANDISE ONLINE AT [GORANCHO.COM](http://GORANCHO.COM)**



**Dickies** Black Eisenhower Jacket



**Dickies** Black Hoodie



**Dickies** Black Work Shirt



Black Long Sleeve Tee Shirt



Black Short Sleeve Tee Shirt



Black Ladies Baby Doll Tee Shirt



Black Men's Polo



Black Flex Fit Hat



Black Doo-Rag



Black Knit Beanie



10" Die-Cut Sticker



Metallic Silver Koozie



Ogio Black Carbon Bag

GIFT CERTIFICATES  
ALSO AVAILABLE

LIVE IT



**GO RANCHO.COM**



© 2008 Tenneco Ran-10001-0508



WEB  
**GO RANCHO.COM**

INFORMATION FOR THE NEAREST DEALER  
**734.384.7805**

TECHNICAL INFORMATION  
**734.384.7804**

SUPPORT USA / CANADA  
6925 ATLANTIC AVE.  
LONG BEACH, CA 90805